



US00D514467S

(12) **United States Design Patent**  
**Della Valle**

(10) **Patent No.:** **US D514,467 S**  
(45) **Date of Patent:** **\*\* Feb. 7, 2006**

(54) **BRACELET**

D454,808 S \* 3/2002 Hill ..... D11/4  
D458,180 S \* 6/2002 Tschetter ..... D11/4

(75) **Inventor:** **Diego Della Valle, Sant'Elpidio a Mare (IT)**

(73) **Assignee:** **Tod's S.p.A., Sant'Elpidio a Mare (IT)**

(\*\*) **Term:** **14 Years**

(21) **Appl. No.:** **29/208,888**

(22) **Filed:** **Jul. 8, 2004**

(30) **Foreign Application Priority Data**

Jan. 8, 2004 (WO) ..... DMA/006 206

(51) **LOC (8) Cl.** ..... **11-01**

(52) **U.S. Cl.** ..... **D11/4**

(58) **Field of Classification Search** ..... D11/1-25;  
D10/30, 32, 57; D29/120.1; D99/25; 63/1.11

See application file for complete search history.

(56) **References Cited**

**U.S. PATENT DOCUMENTS**

D146,476 S \* 3/1947 Krutz ..... D11/4  
D146,478 S \* 3/1947 Krutz ..... D11/4  
D146,479 S \* 3/1947 Krutz ..... D11/4  
D148,351 S \* 1/1948 Hamilton ..... D11/4  
D149,924 S \* 6/1948 Angell ..... D11/4  
D317,129 S \* 5/1991 Beranek et al. .... D10/57  
D335,196 S \* 4/1993 Lamb et al. .... D29/120.1  
D363,893 S \* 11/1995 Avakian ..... D11/4  
D394,411 S \* 5/1998 Gozlan ..... D11/4  
D414,435 S \* 9/1999 Nahon ..... D10/57

**OTHER PUBLICATIONS**

[http://alltribes.com/product\\_image.php?imageid=955393&getbig=1](http://alltribes.com/product_image.php?imageid=955393&getbig=1) Feb. 1, 2001.\*

[http://alltribes.com/produces\\_image.php?imageid=952298&getbig=1](http://alltribes.com/produces_image.php?imageid=952298&getbig=1) Feb. 1, 2001.\*

<http://thelushlifeantiques.com/items/363163/en1store.html> Nov. 25<sup>th</sup>, 2003.\*

[http://alltribes.com/produces\\_image.php?imageid=957589&getbig=1](http://alltribes.com/produces_image.php?imageid=957589&getbig=1) May 23, 2002.\*

\* cited by examiner

*Primary Examiner*—Ian Simmons

*Assistant Examiner*—Sarah Gill

(74) *Attorney, Agent, or Firm*—Sughrue Mion, PLLC

(57) **CLAIM**

The ornamental design for a bracelet, as shown.

**DESCRIPTION**

FIG. 1 is a perspective view of the top, front, and right side of a bracelet showing my new design; FIG. 2 is a front elevational view thereof; FIG. 3 is a right side elevational view thereof; FIG. 4 is a left side elevational view thereof; FIG. 5 is a rear elevational view thereof; FIG. 6 is a top plan view thereof; and, FIG. 7 is a bottom plan view thereof.

**1 Claim, 2 Drawing Sheets**

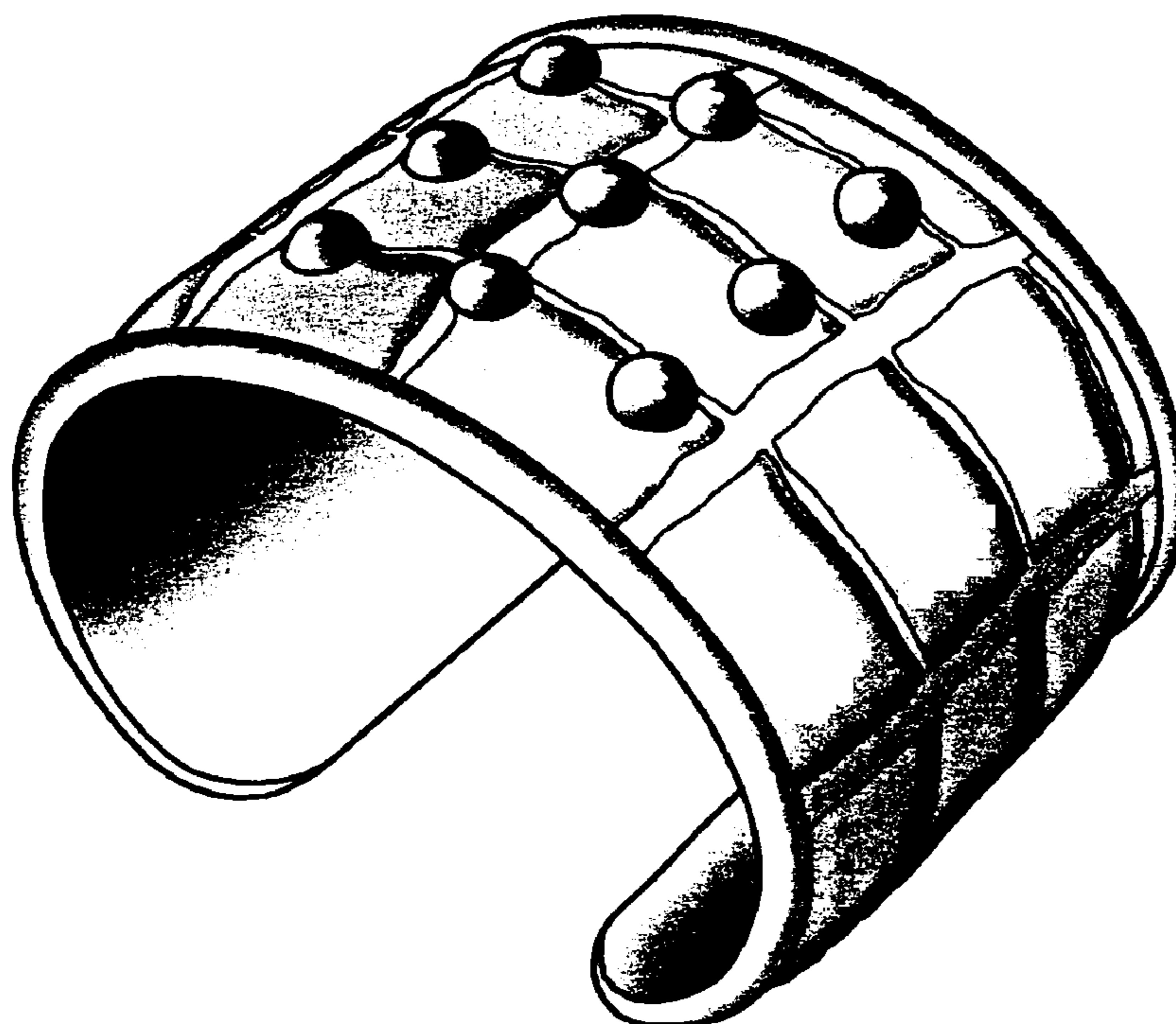


Fig. 1

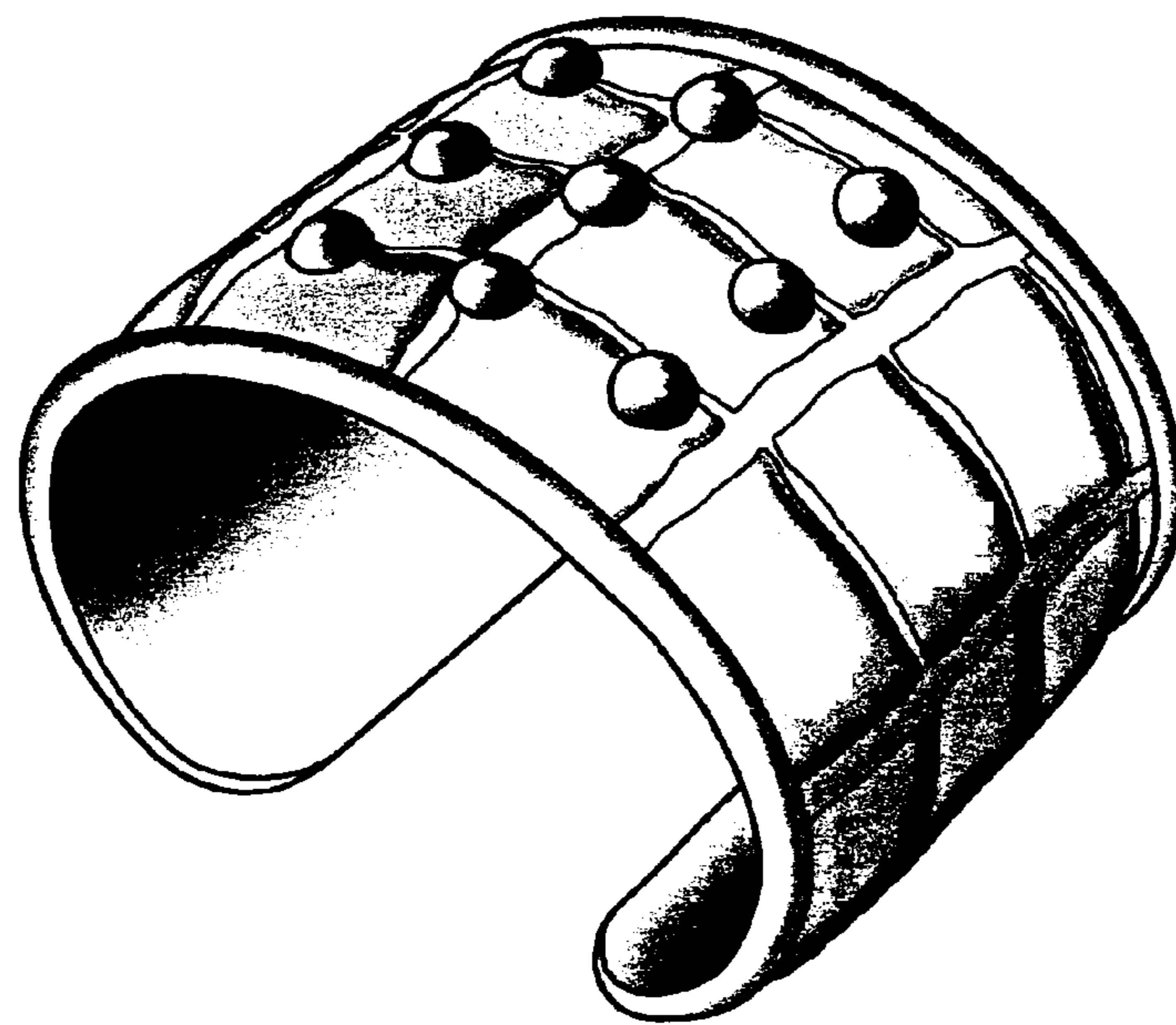


Fig. 3

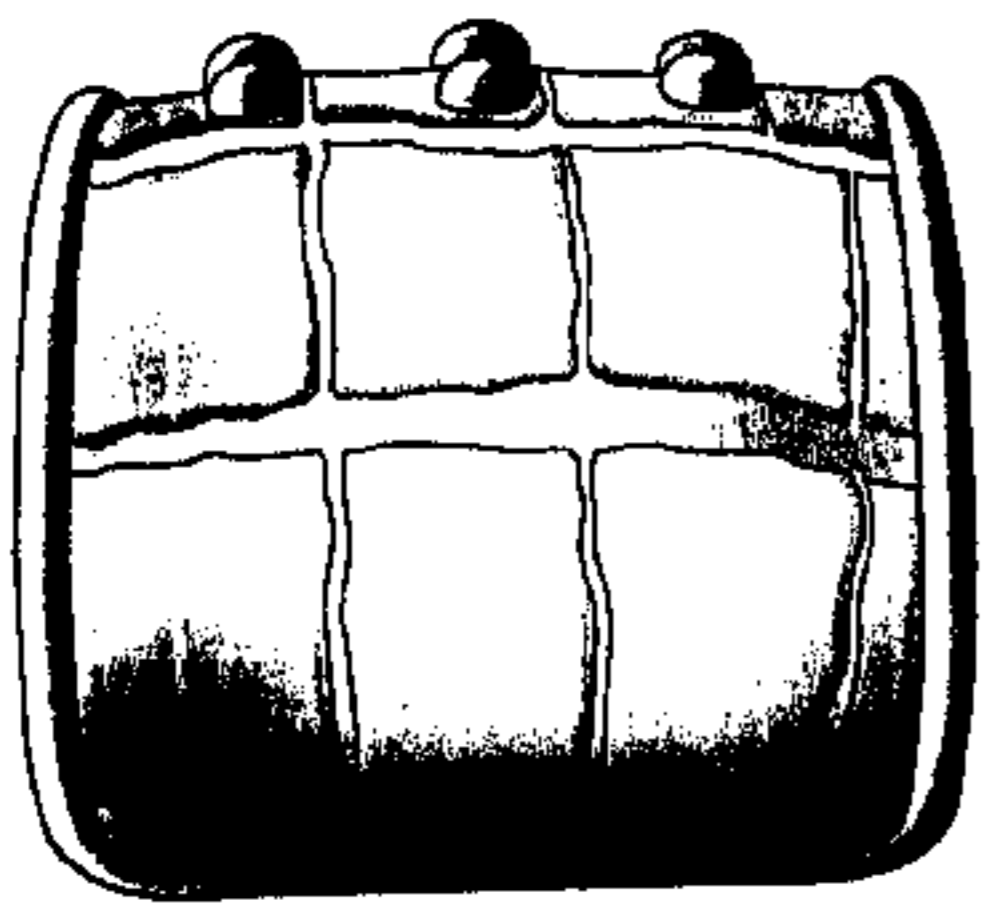


Fig. 2

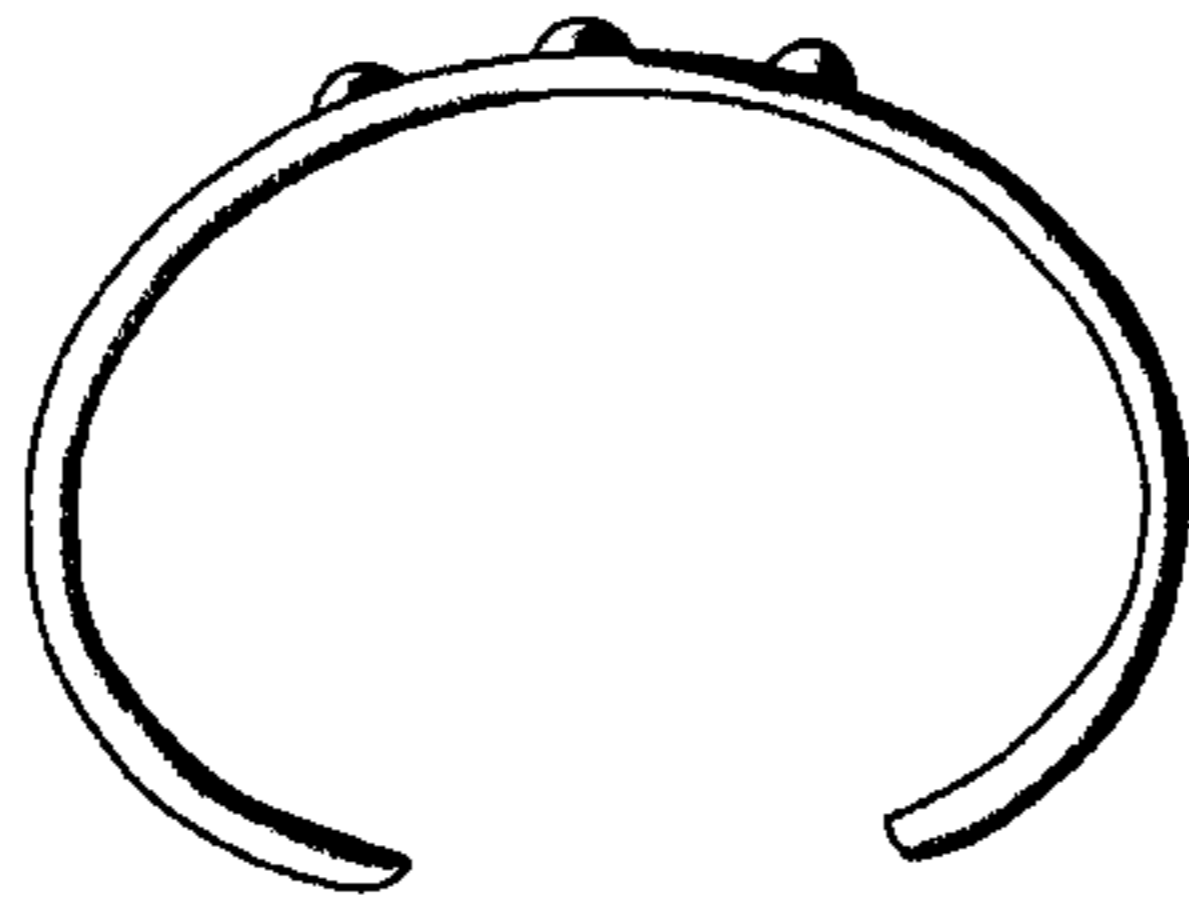


Fig. 4

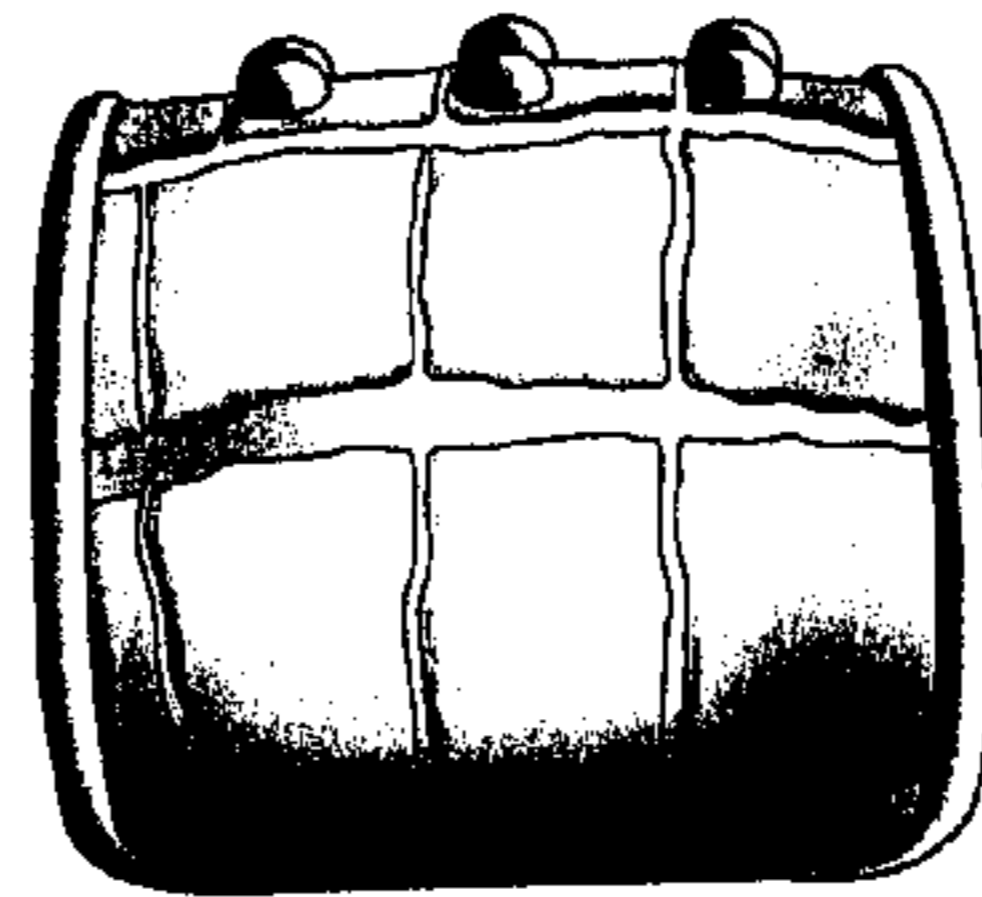


Fig. 5

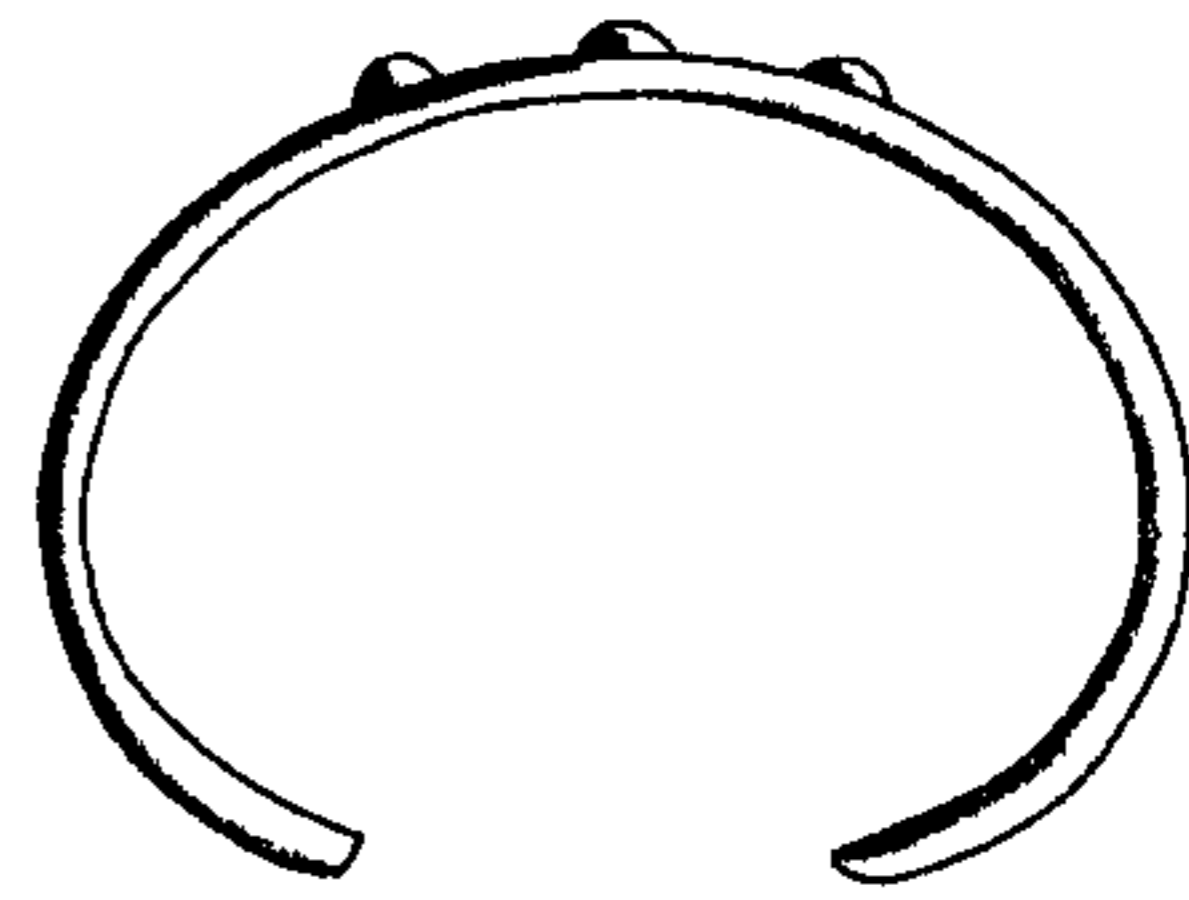


Fig. 6

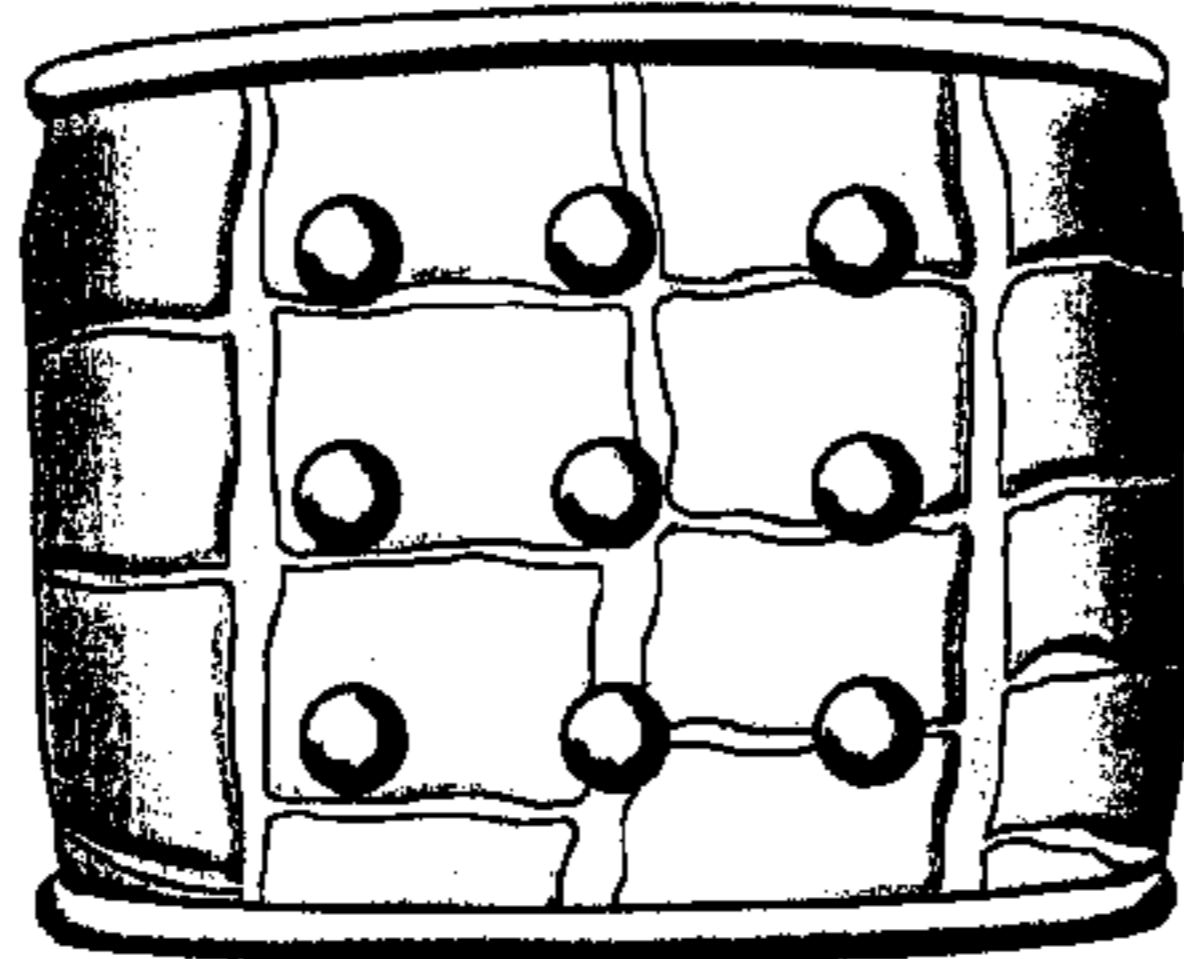


Fig. 7

