

US00D514462S

(12) **United States Design Patent**  
**Yang**

(10) **Patent No.:** **US D514,462 S**

(45) **Date of Patent:** **\*\* Feb. 7, 2006**

(54) **VEHICLE ALARM 2-WAY TRANSCEIVER**

(75) **Inventor:** **Yi Sung Yang, Hsingtien (TW)**

(73) **Assignee:** **Nutek Corporation, Taipei (TW)**

(\*\*) **Term:** **14 Years**

(21) **Appl. No.:** **29/210,141**

(22) **Filed:** **Nov. 4, 2004**

(51) **LOC (8) Cl.** ..... **10-05**

(52) **U.S. Cl.** ..... **D10/106**

(58) **Field of Classification Search** ..... D14/496,  
D14/240, 218, 167, 191; D13/168; D10/78,  
D10/106, 104; 340/426.22, 937; 348/734;  
455/352, 353, 354, 355

See application file for complete search history.

(56) **References Cited**

**U.S. PATENT DOCUMENTS**

D376,989 S	*	12/1996	McCain	.....	D10/78
D384,071 S	*	9/1997	Guthan et al.	.....	D14/191
D385,808 S	*	11/1997	Kim	.....	D10/78
D389,759 S	*	1/1998	Taylor et al.	.....	D10/78
D393,262 S	*	4/1998	Shimatsu et al.	.....	D14/154
D400,457 S	*	11/1998	Wrisley	.....	D10/78
D401,521 S	*	11/1998	Wrisley et al.	.....	D10/78
D411,539 S	*	6/1999	Nagai et al.	.....	D14/218
D424,060 S	*	5/2000	Baker et al.	.....	D14/218
D424,456 S	*	5/2000	Hoofnagle et al.	.....	D10/78
D425,067 S	*	5/2000	Nguyen et al.	.....	D14/191
D448,757 S	*	10/2001	Okubo	.....	D14/218

D460,708 S	*	7/2002	Ohm et al.	.....	D10/104
D469,708 S	*	2/2003	To et al.	.....	D10/104
D488,471 S	*	4/2004	Yagawa et al.	.....	D14/346
D489,731 S	*	5/2004	Huang	.....	D14/496
D492,323 S	*	6/2004	Wang	.....	D14/496
D492,665 S	*	7/2004	Lee	.....	D14/218
D492,697 S	*	7/2004	Tsai	.....	D14/496
D494,188 S	*	8/2004	Huang	.....	D14/496
D498,736 S	*	11/2004	Lee	.....	D14/138
D499,423 S	*	12/2004	Bahroocha et al.	.....	D14/496
D500,499 S	*	1/2005	Pitt et al.	.....	D14/248
D502,162 S	*	2/2005	Kim et al.	.....	D14/138

\* cited by examiner

*Primary Examiner*—Cathron C. Brooks

*Assistant Examiner*—Austin Murphy

(74) *Attorney, Agent, or Firm*—Rosenberg, Klein & Lee

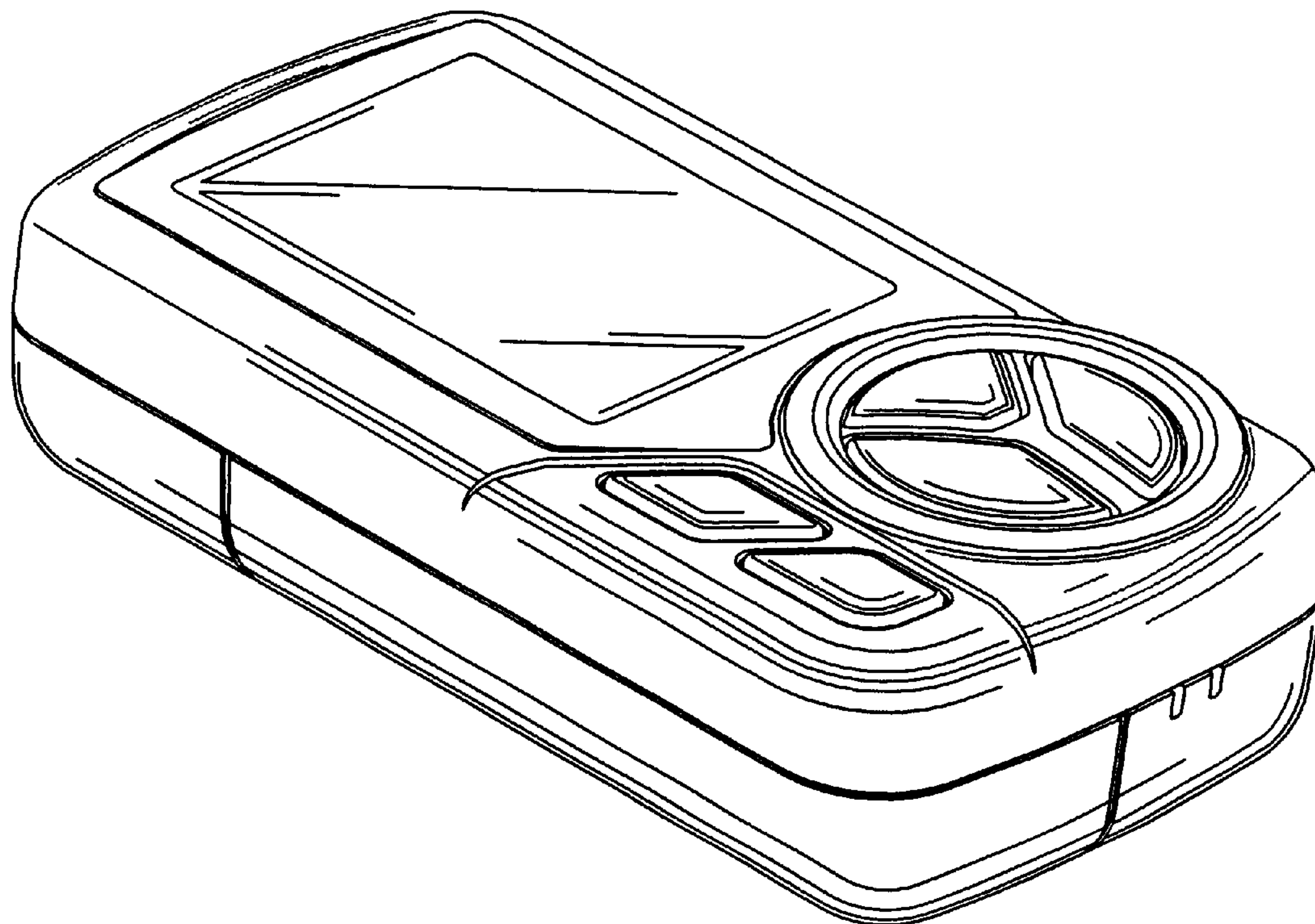
(57) **CLAIM**

The ornamental design for a vehicle alarm 2-way transceiver, as shown and described.

**DESCRIPTION**

FIG. 1 is a front view of a 2-way vehicle alarm transceiver with the present design;  
FIG. 2 is a rear view thereof;  
FIG. 3 is a left side elevational view thereof;  
FIG. 4 is a right side elevational view thereof;  
FIG. 5 is a top plan view thereof;  
FIG. 6 is a bottom plan view thereof; and,  
FIG. 7 is a perspective view of thereof.

**1 Claim, 4 Drawing Sheets**



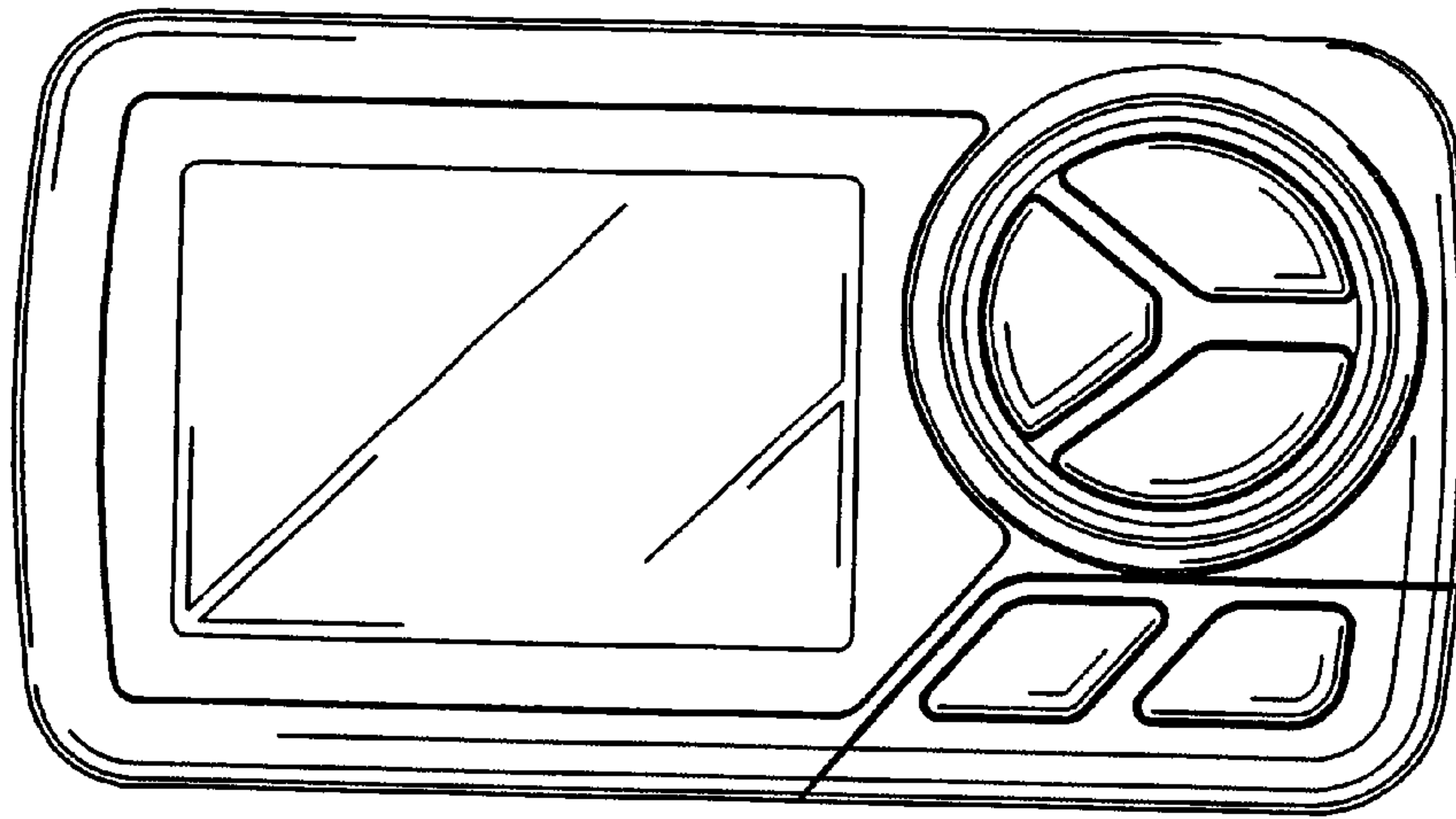


FIG. 1

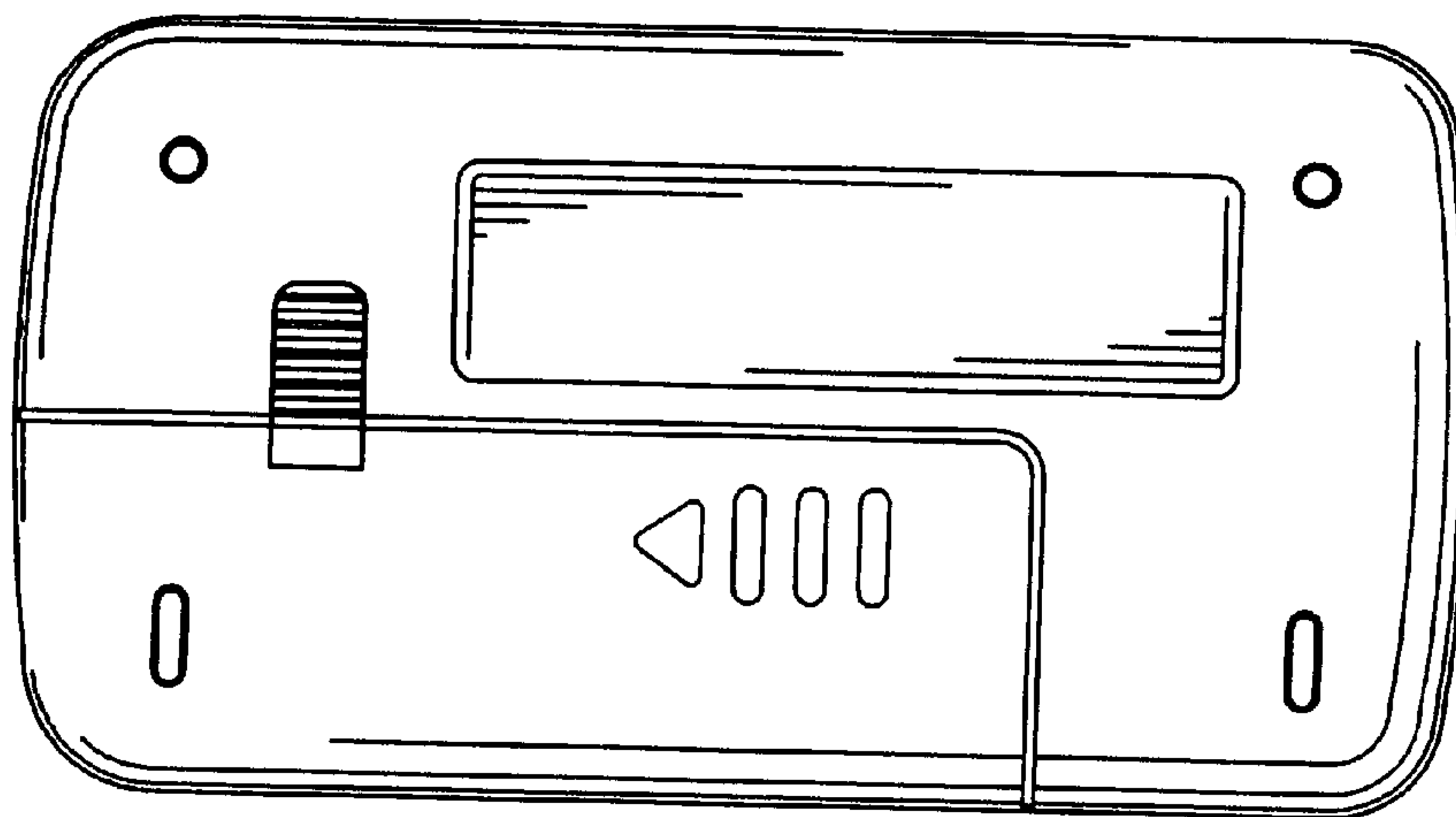


FIG. 2

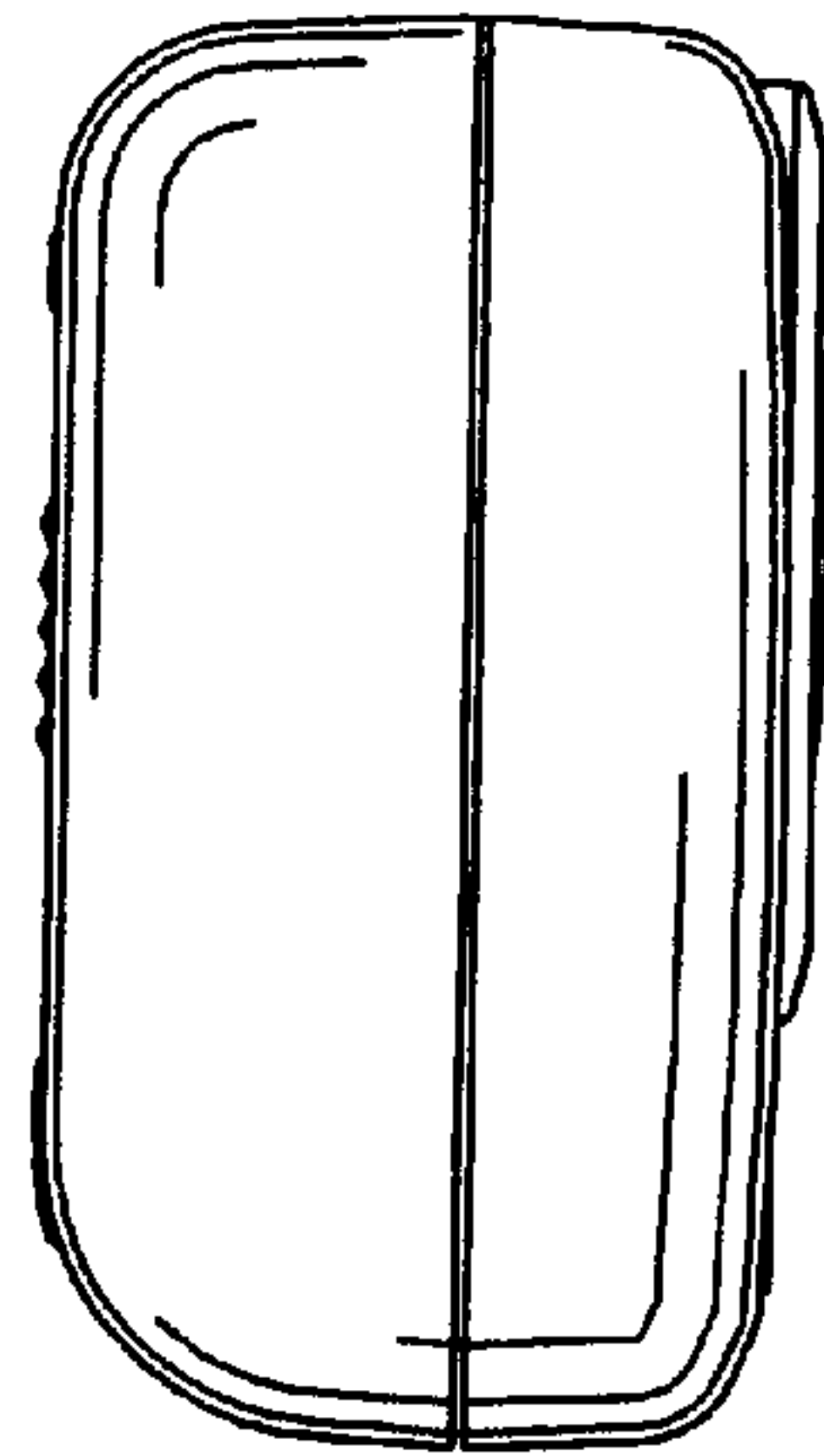


FIG. 3

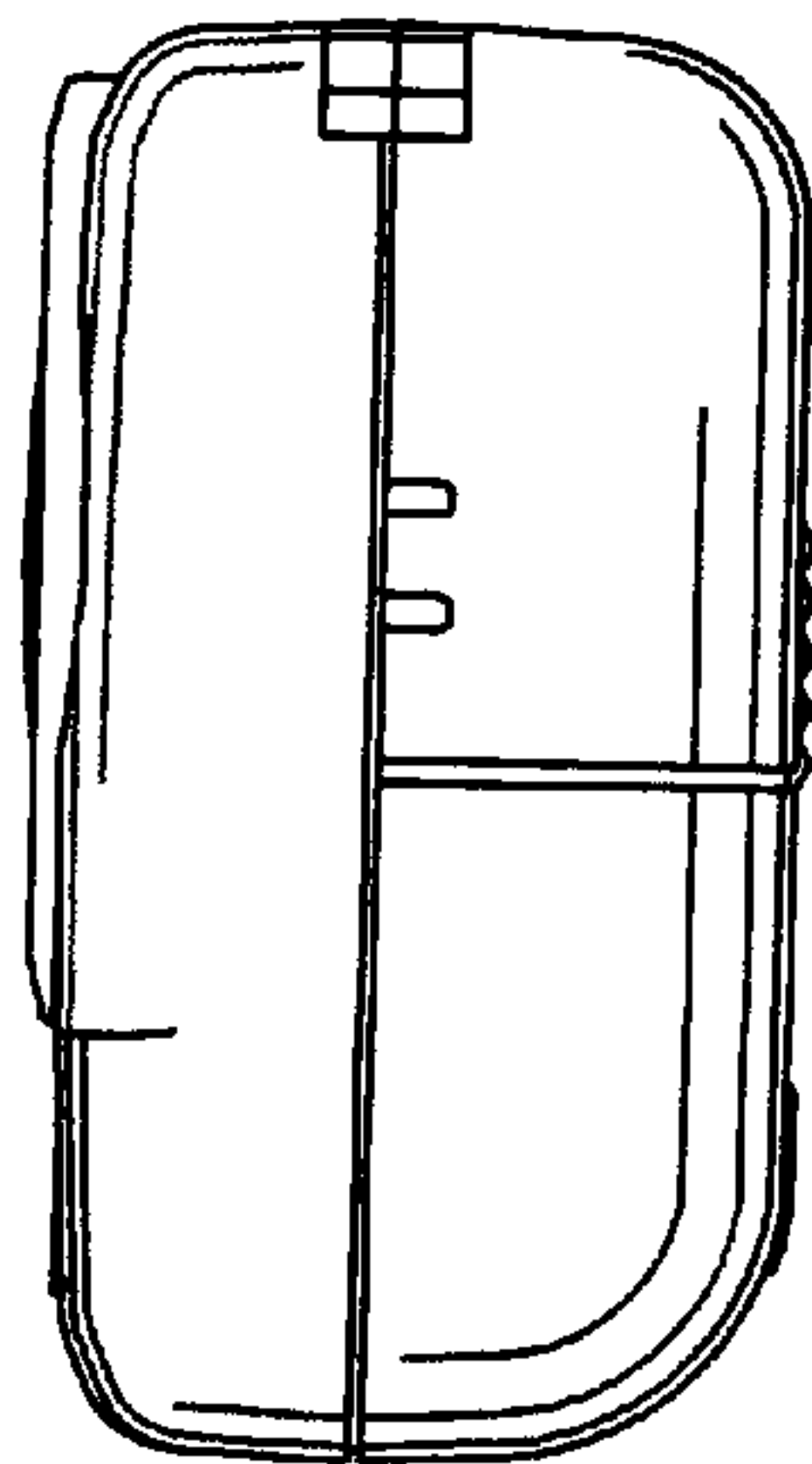


FIG. 4

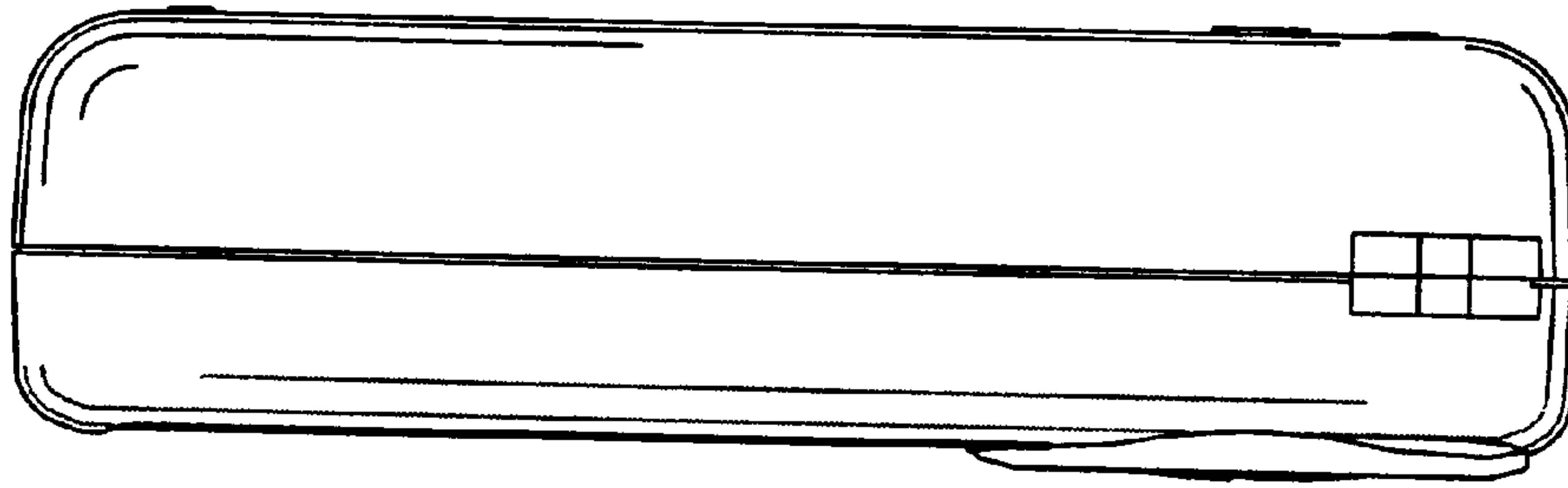


FIG. 5




FIG. 6

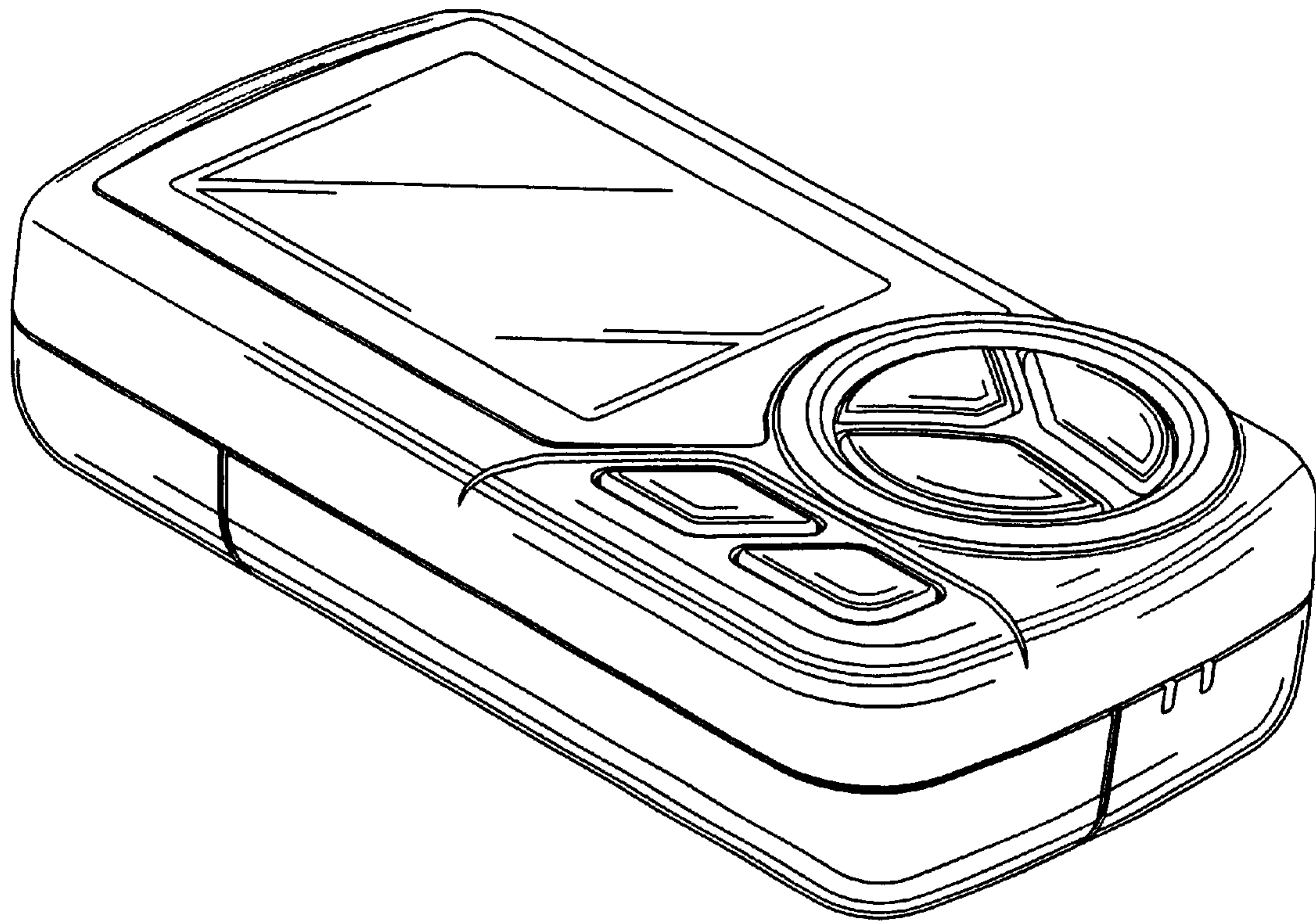


FIG. 7