



US00D514459S

(12) **United States Design Patent** (10) **Patent No.:** **US D514,459 S**  
**Silzer, Jr. et al.** (45) **Date of Patent:** **\*\* Feb. 7, 2006**

(54) **CART MOUNTED GPS UNIT**

(75) Inventors: **Robert Curtis Silzer, Jr.**, Langley (CA); **Alexandru Cezar Doaga**, Richmond (CA)

(73) Assignee: **GPS Industries, Inc.**, Surrey (CA)

(\*\*) Term: **14 Years**

(21) Appl. No.: **29/202,561**

(22) Filed: **Apr. 1, 2004**

(51) **LOC (8) Cl.** ..... **10-04**

(52) **U.S. Cl.** ..... **D10/65**

(58) **Field of Classification Search** ..... D10/65,  
D10/80; 345/87, 133, 156, 168, 173, 901-905;  
348/180, 185, 325, 739; 364/444, 499; 342/419,  
342/457, 357

See application file for complete search history.

(56) **References Cited**

**U.S. PATENT DOCUMENTS**

D384,980 S	10/1997	Willems et al.	
D389,195 S	1/1998	Willems et al.	
D419,955 S	2/2000	Silzer, Jr.	
D419,993 S	2/2000	Silzer, Jr.	
D445,043 S *	7/2001	Bendinelli	..... D10/65
D447,708 S *	9/2001	Fischer	..... D10/65
D457,445 S *	5/2002	Schoenfish	..... D10/65
D459,667 S *	7/2002	Kataoka	..... D10/80
6,882,326 B2 *	4/2005	Hirayama et al.	..... 345/156

\* cited by examiner

*Primary Examiner*—Antoine D. Davis  
(74) *Attorney, Agent, or Firm*—Fitch, Even, Tabin & Flannery

(57) **CLAIM**

We claim the ornamental design for a cart mounted GPS unit, as shown and described.

**DESCRIPTION**

FIG. 1 is a perspective view of a cart mounted GPS unit according to our new design, the broken lines of the cart mounted GPS unit are for illustrative purposes only and form no part of the claimed design;

FIG. 2 is front elevational view of the cart mounted GPS unit of FIG. 1;

FIG. 3 is a rear elevational view of the cart mounted GPS unit of FIG. 1;

FIG. 4 is a left side elevational view of the cart mounted GPS unit of FIG. 1;


FIG. 5 is right side elevational view of the cart mounted GPS unit of FIG. 1;

FIG. 6 is a plan view of the cart mounted GPS unit of FIG. 1;

FIG. 7 is a bottom view of the cart mounted GPS unit of FIG. 1; and,

FIG. 8 is an additional perspective view showing a mounting bracket connected to the cart mounted GPS unit of FIG. 1.

**1 Claim, 6 Drawing Sheets**






FIG. 1




FIG. 2

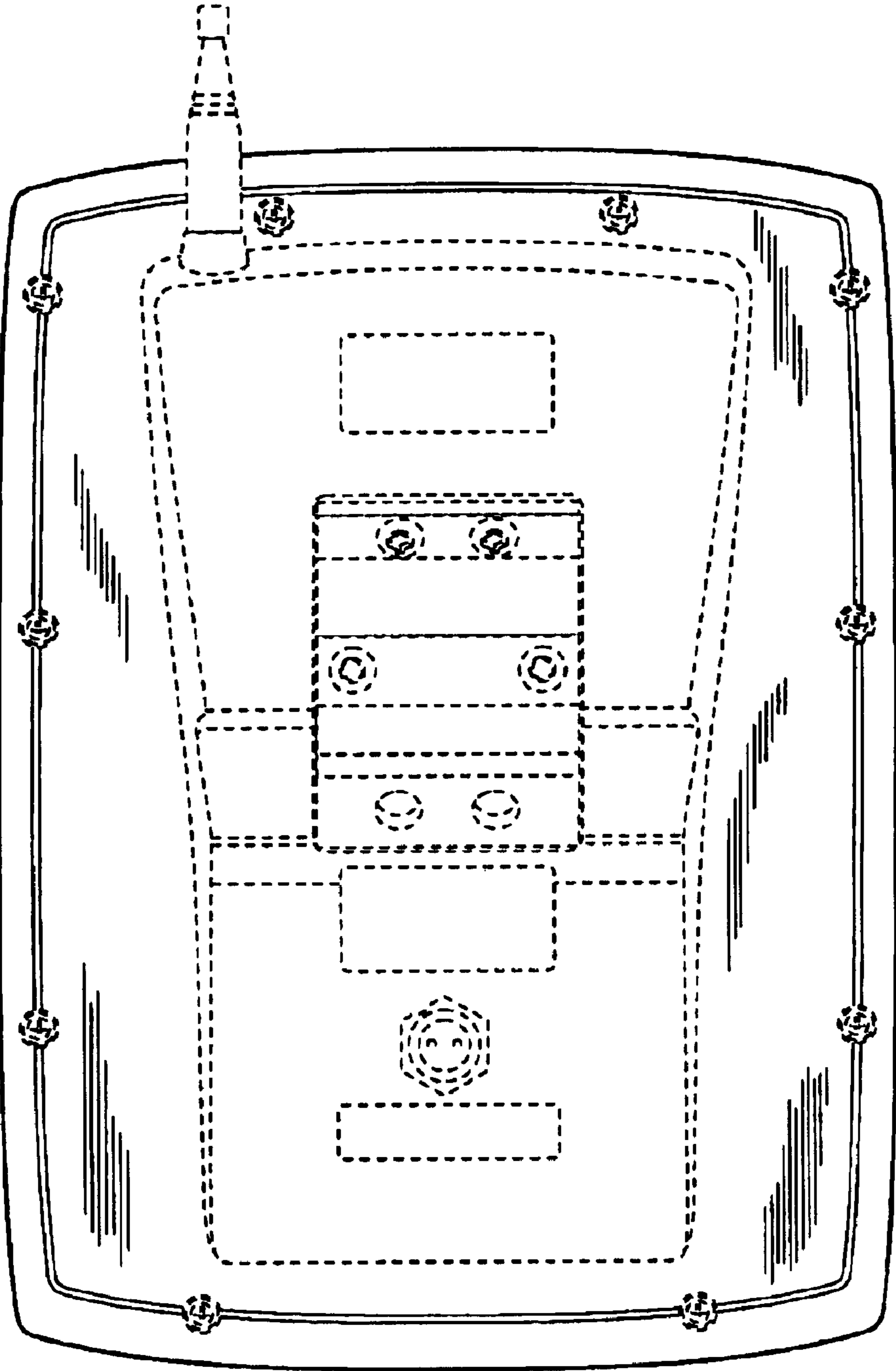


FIG. 3

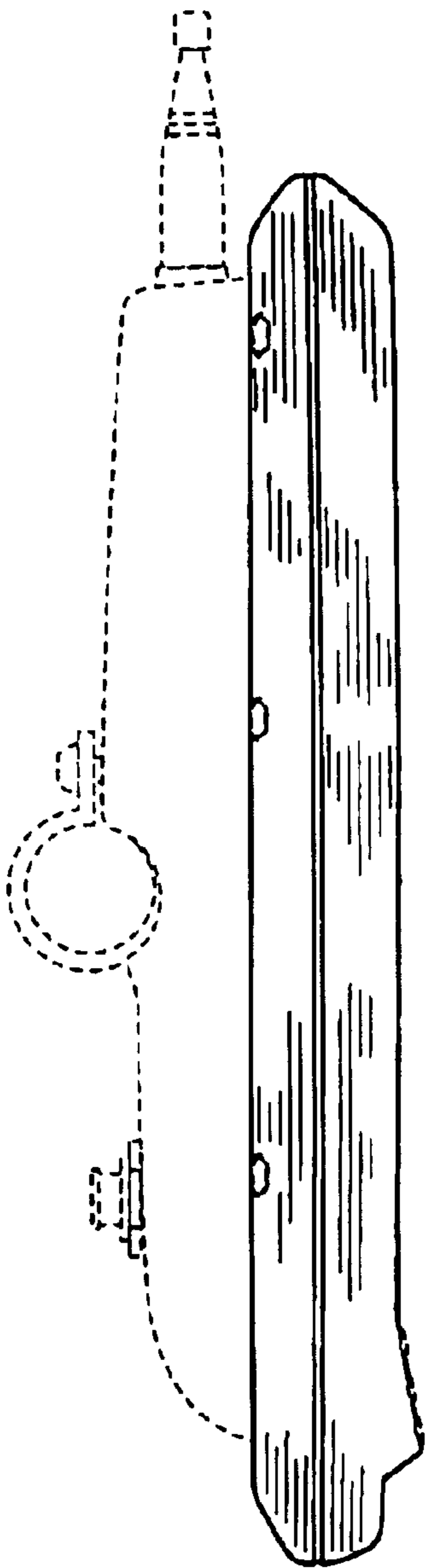


FIG. 4

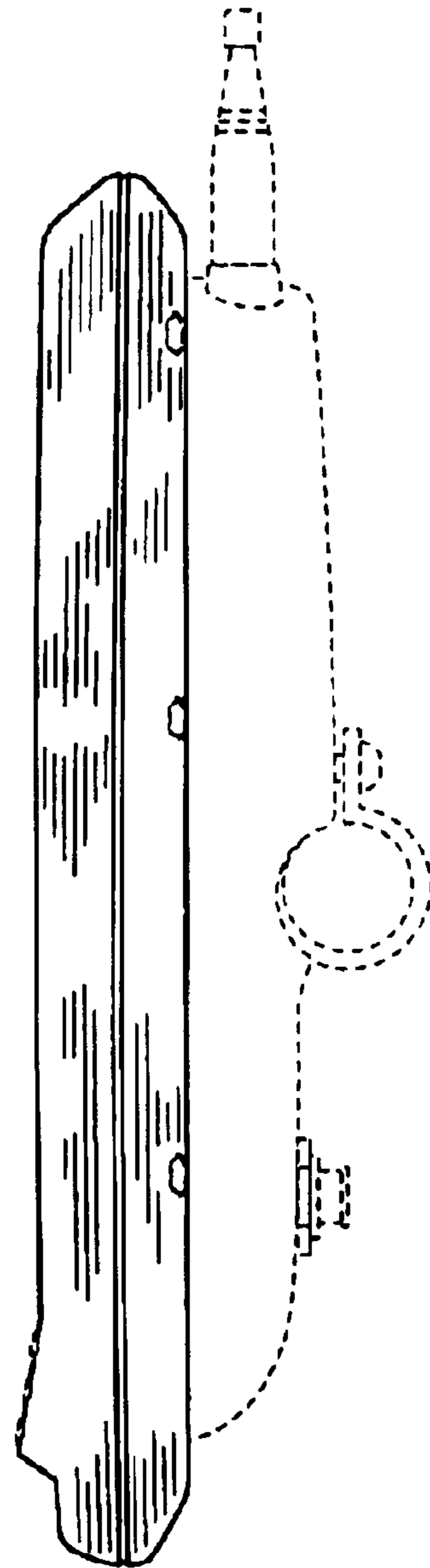


FIG. 5

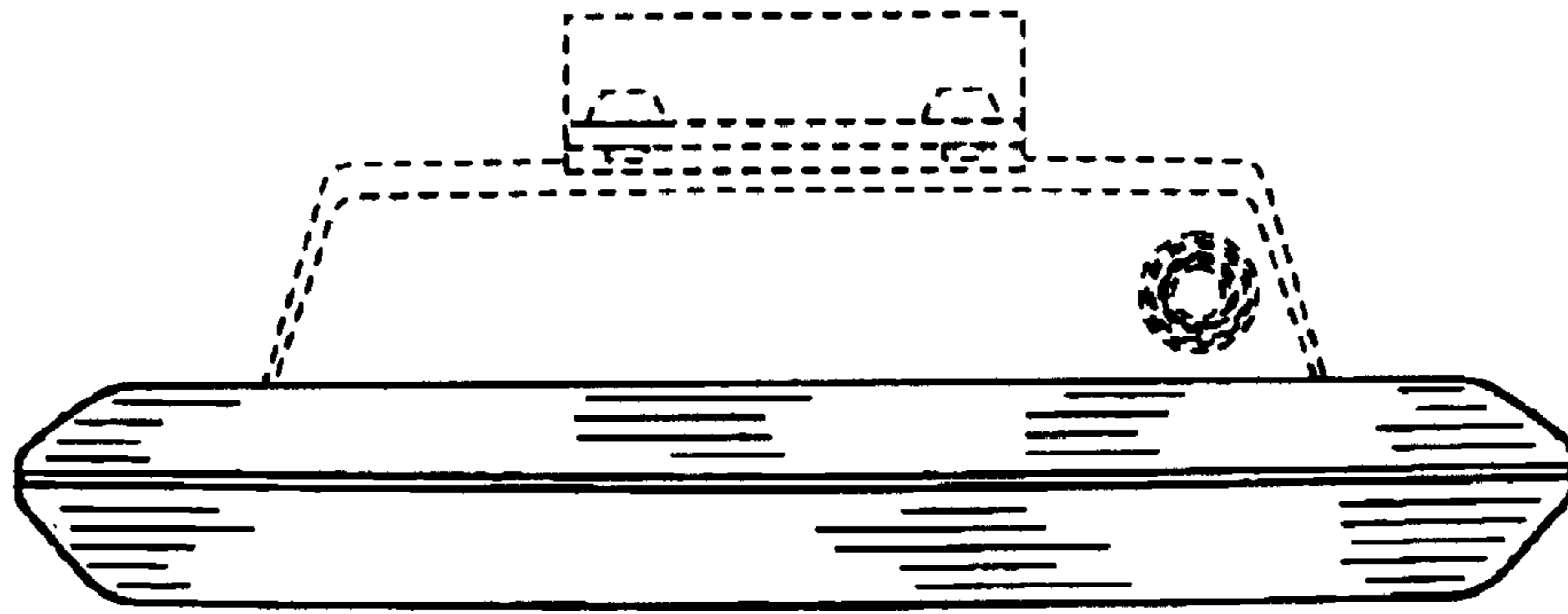


FIG. 6

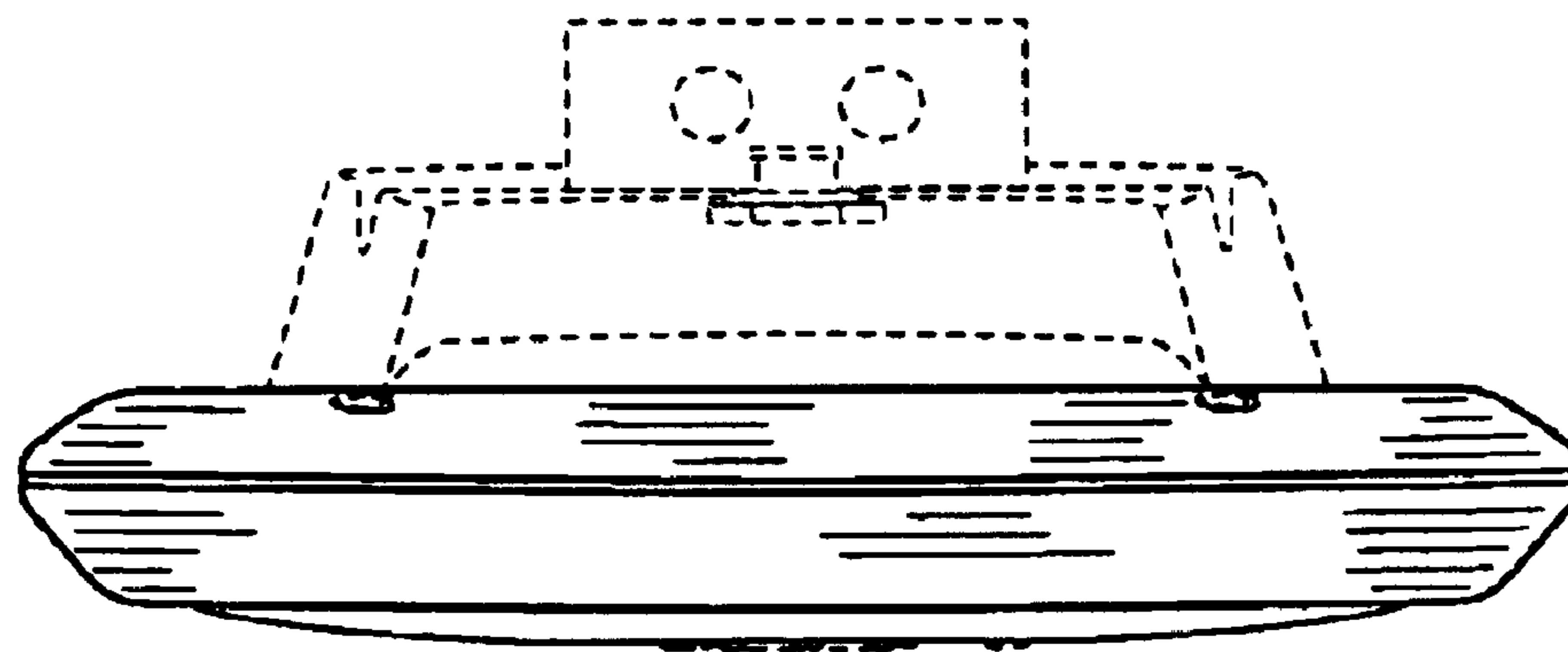


FIG. 7

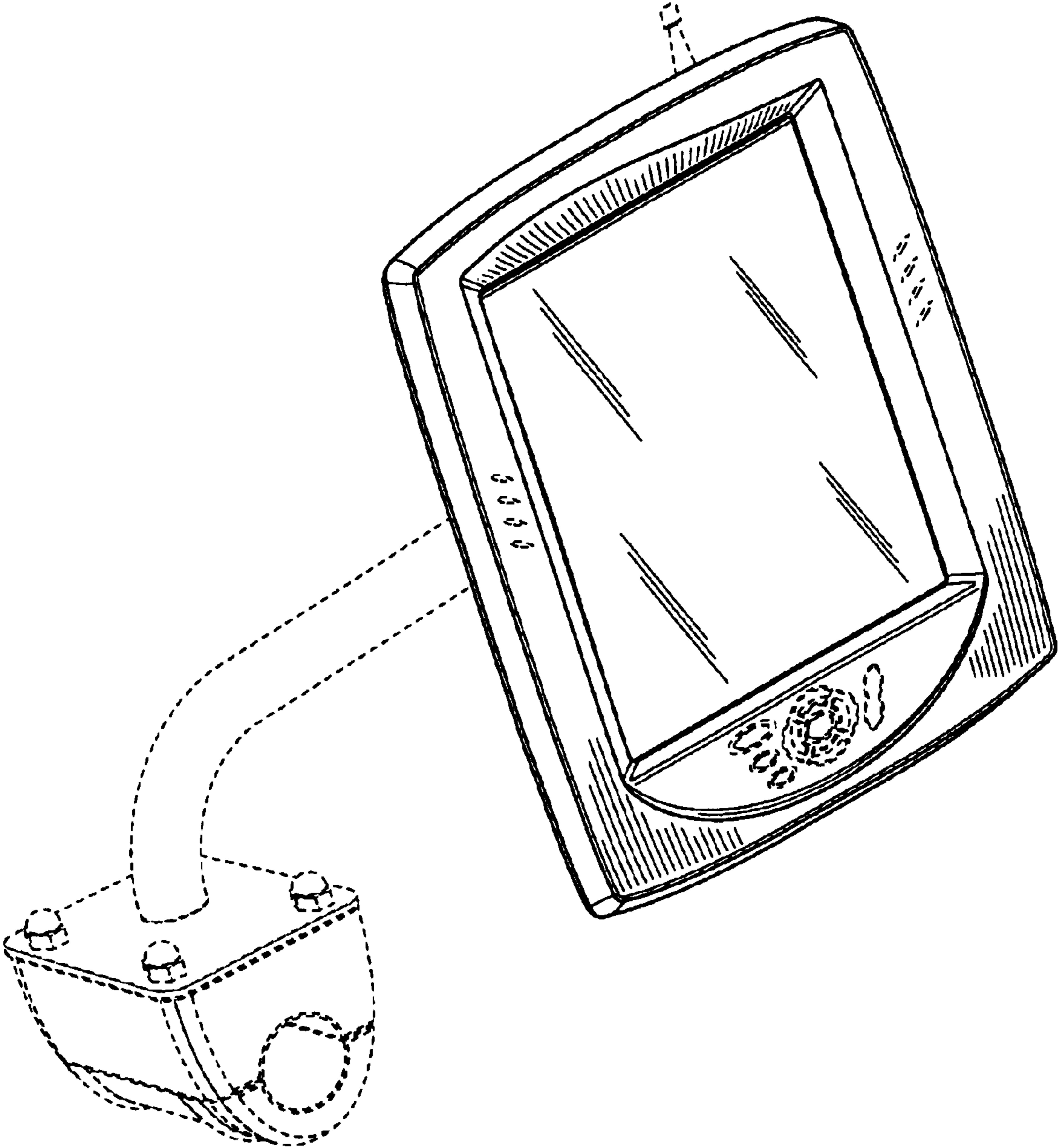


FIG. 8