



US00D514455S

(12) **United States Design Patent**
Peraldi et al.

(10) **Patent No.:** **US D514,455 S**
(45) **Date of Patent:** **** Feb. 7, 2006**

- (54) **WATCHCASE**
- (75) Inventors: **Alexandre Peraldi**, Annemasse (FR);
Sabine Rochat, Grand-Lancy (CH)
- (73) Assignee: **Richemont International S.A.**,
Villars-sur-Glane (CH)
- (**) Term: **14 Years**
- (21) Appl. No.: **29/214,525**
- (22) Filed: **Oct. 6, 2004**
- (30) **Foreign Application Priority Data**
Apr. 8, 2004 (WO) DM/065 292
- (51) **LOC (8) Cl.** **10-02**
- (52) **U.S. Cl.** **D10/38**
- (58) **Field of Classification Search** D10/30-39,
D10/122-132; 368/281, 282, 82-84, 28-30,
368/239-242, 276, 277, 278, 285, 223, 228,
368/294-295; 63/1.13; 224/164, 168
See application file for complete search history.

- 2,811,294 A * 10/1957 Sand 224/172
- D352,471 S * 11/1994 Besson D10/39
- D356,041 S * 3/1995 Bulgari D10/39
- D367,429 S * 2/1996 Bulgari D10/39
- D393,598 S * 4/1998 Perrin et al. D10/39
- D396,811 S * 8/1998 Bulgari D10/39

* cited by examiner

Primary Examiner—Lucy Lieberman
(74) *Attorney, Agent, or Firm*—Young & Thompson

(57) **CLAIM**

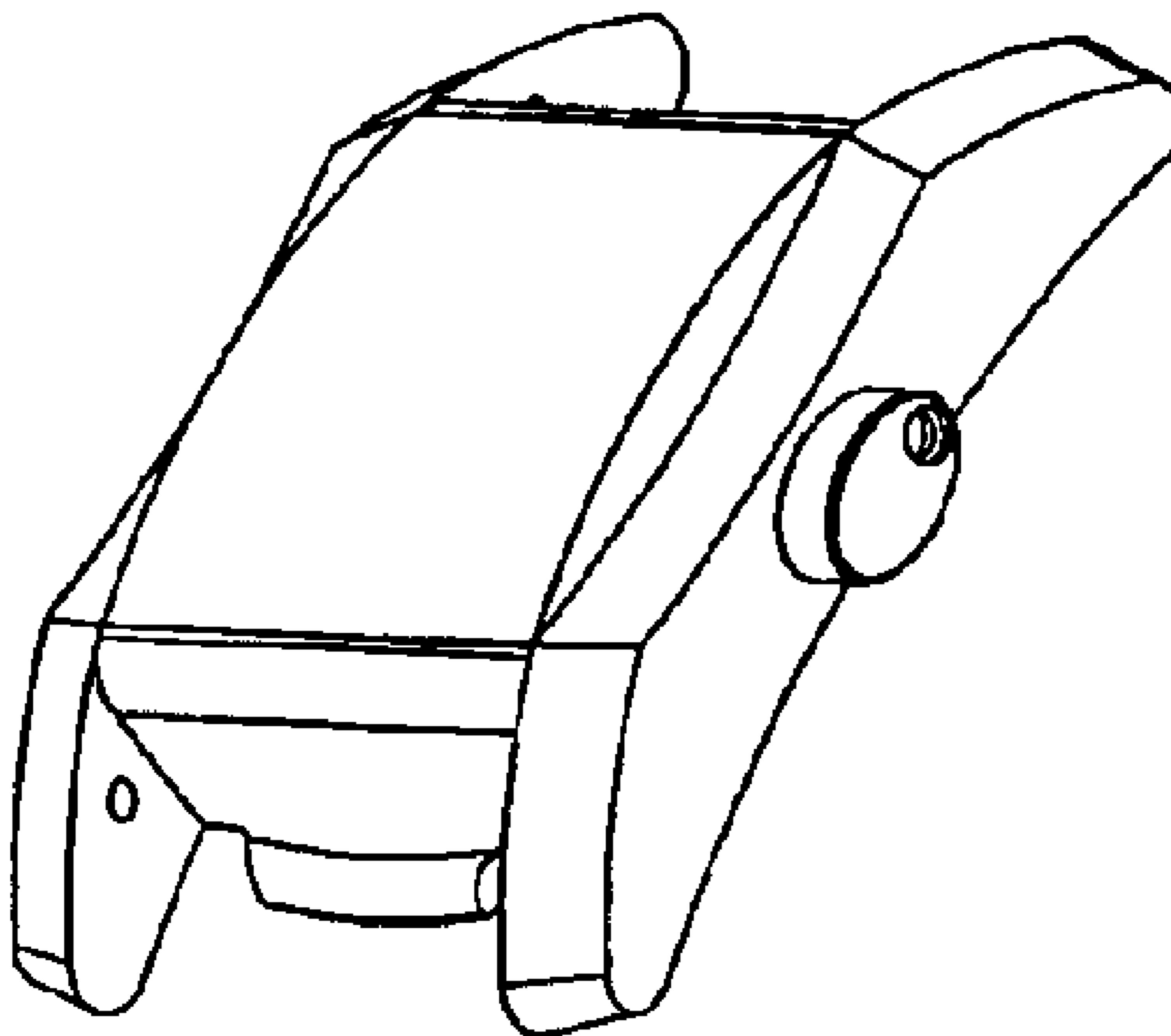
The ornamental design for a watchcase, as shown and described.

DESCRIPTION

FIG. 1 is a top plan view of a watchcase showing our new design.
FIG. 2 is a bottom view of the watchcase.
FIG. 3 is a side view from the right of FIG. 1.
FIG. 4 is a side view from the left of FIG. 1.
FIG. 5 is a side view from the bottom of FIG. 1;
FIG. 6 is a side view from the top of FIG. 1; and,
FIG. 7 is a perspective view of the watchcase.

- (56) **References Cited**
U.S. PATENT DOCUMENTS
2,293,940 A * 8/1942 Ignaz et al. D10/32

1 Claim, 1 Drawing Sheet






Fig. 1

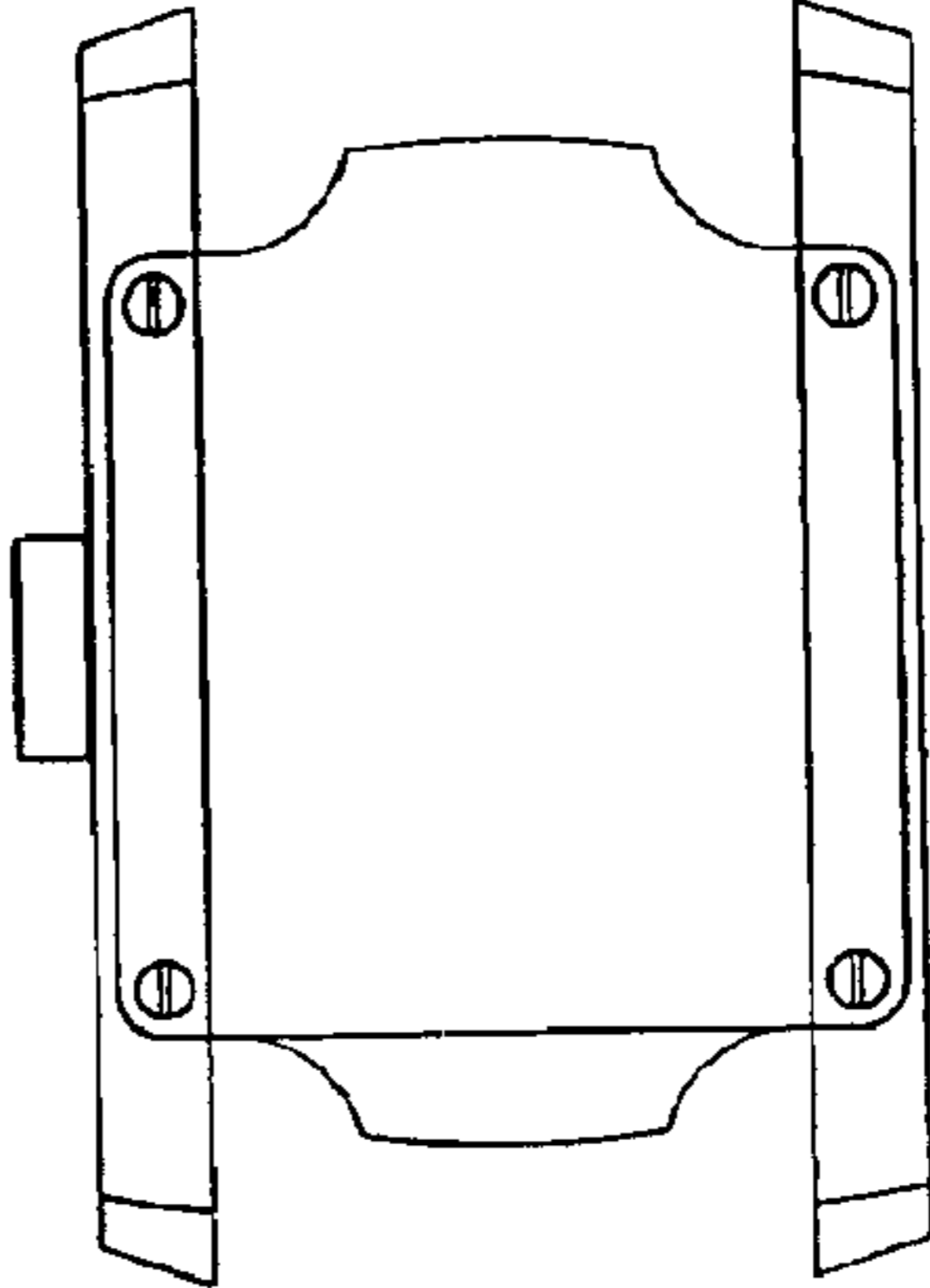


Fig. 2

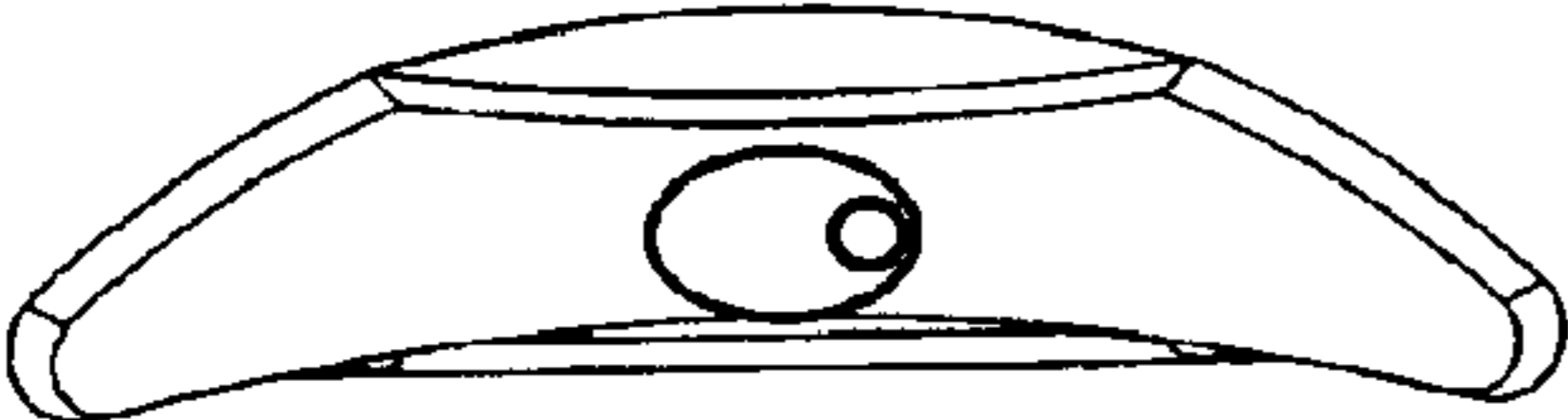


Fig. 3




Fig. 4




Fig. 5




Fig. 6

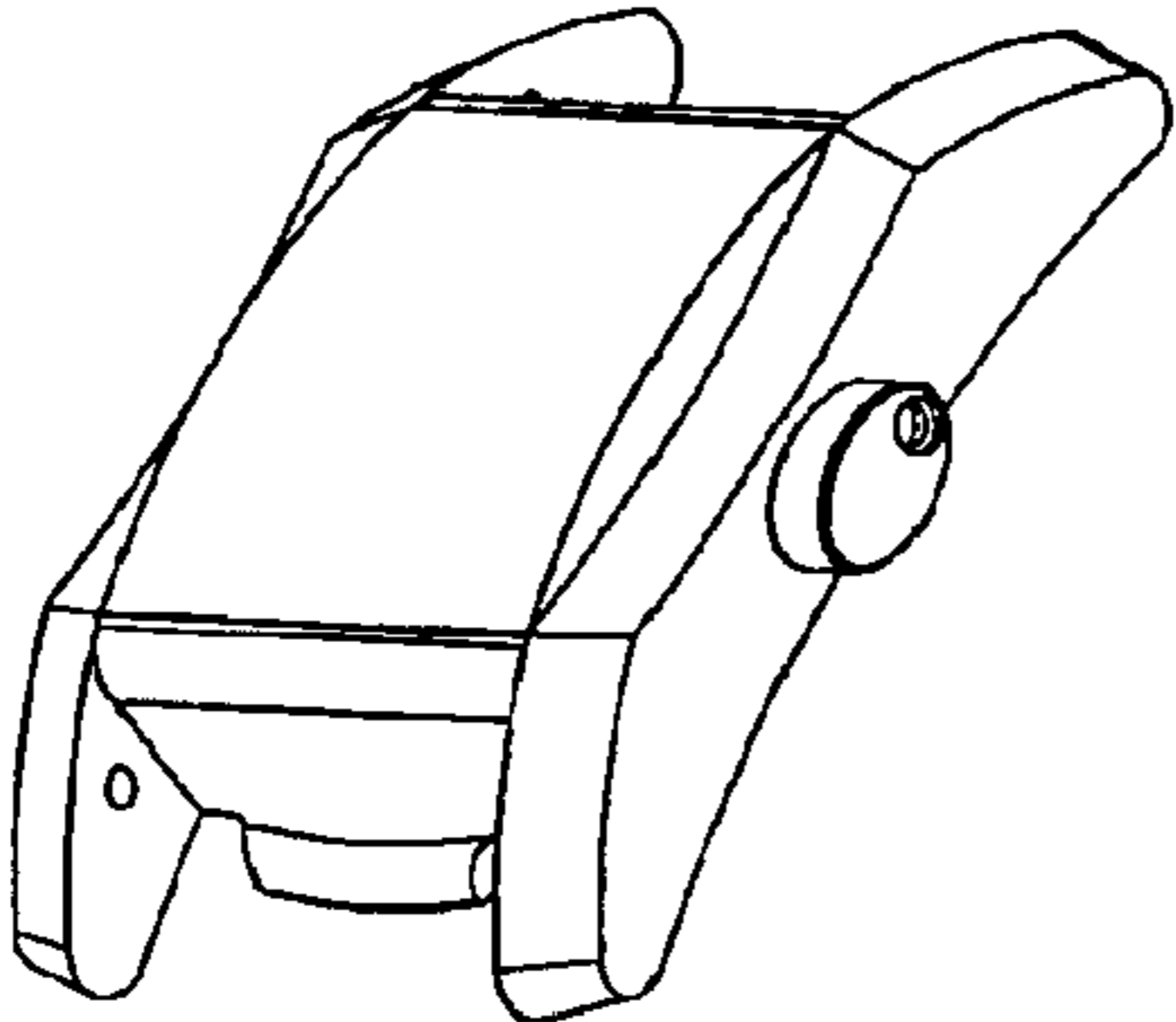


Fig. 7