



US00D514443S

(12) **United States Design Patent**
Sarnoff

(10) **Patent No.:** **US D514,443 S**

(45) **Date of Patent:** **** Feb. 7, 2006**

(54) **PLASTIC DISPOSABLE LID**

(75) **Inventor:** **Norton Sarnoff**, Northbrook, IL (US)

(73) **Assignee:** **Handi-Foil Corp**, Wheeling, IL (US)

(**) **Term:** **14 Years**

(21) **Appl. No.:** **29/169,542**

(22) **Filed:** **Oct. 22, 2002**

(51) **LOC (8) Cl.** **09-07**

(52) **U.S. Cl.** **D9/434; D9/453; D9/452**

(58) **Field of Classification Search** D9/424-435,
D9/452-453, 414; 206/216, 508, 521.1, 541;
229/466, 407, 37.08, 902, 904, 938; 220/674,
220/675, 556, 780, 796; 426/106

See application file for complete search history.

(56) **References Cited**

U.S. PATENT DOCUMENTS

D36,435 S	*	7/1903	Daggett	D9/414
3,104,776 A	*	9/1963	Bostrom	220/675
D211,237 S	*	6/1968	Buff, Jr.	D9/425
D430,800 S	*	9/2000	Sarnoff	D9/425
D468,673 S	*	1/2003	Horowitz	D9/425

OTHER PUBLICATIONS

PACTIV 2002 Foodservice/Food Packaging Product Catalog, p. 14 item # P705S.*

* cited by examiner

Primary Examiner—Louis S. Zarfes

Assistant Examiner—Gregory Andoll

(74) *Attorney, Agent, or Firm*—Adam K Sacharoff; Much Shelist

(57) **CLAIM**

The ornamental design for a plastic disposable lid, substantially as shown and described.

DESCRIPTION

FIG. 1 is a top perspective view of a plastic disposable lid showing my new design;

FIG. 2 is a top plan view of the plastic disposable lid of FIG. 1;

FIG. 3 is a reduced bottom plan view of the plastic disposable lid of FIG. 1;


FIG. 4 is a right side plan view of the plastic disposable lid of FIG. 3 with the rear plan view being a mirror image thereof; and,

FIG. 5 is a rear plan view of the plastic disposable lid of FIG. 3 with the front plan view being a mirror image thereof.

The characteristic feature of the design resides in the five large flutes on each side and the three large flutes on the front and rear.

The broken lines in the FIGS. are for illustrative purposes only and form no part of the claimed design.

1 Claim, 4 Drawing Sheets



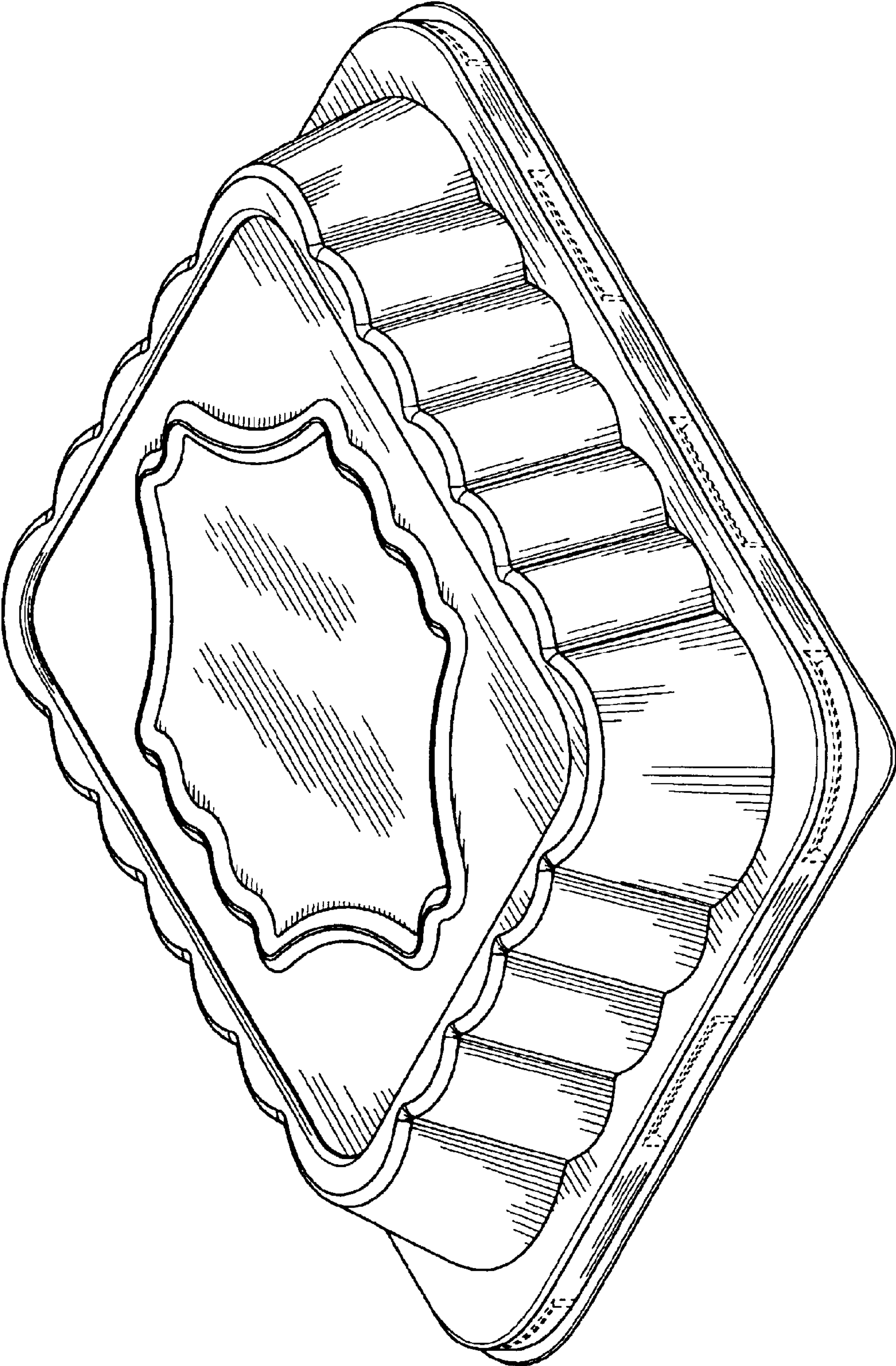


FIG. 1

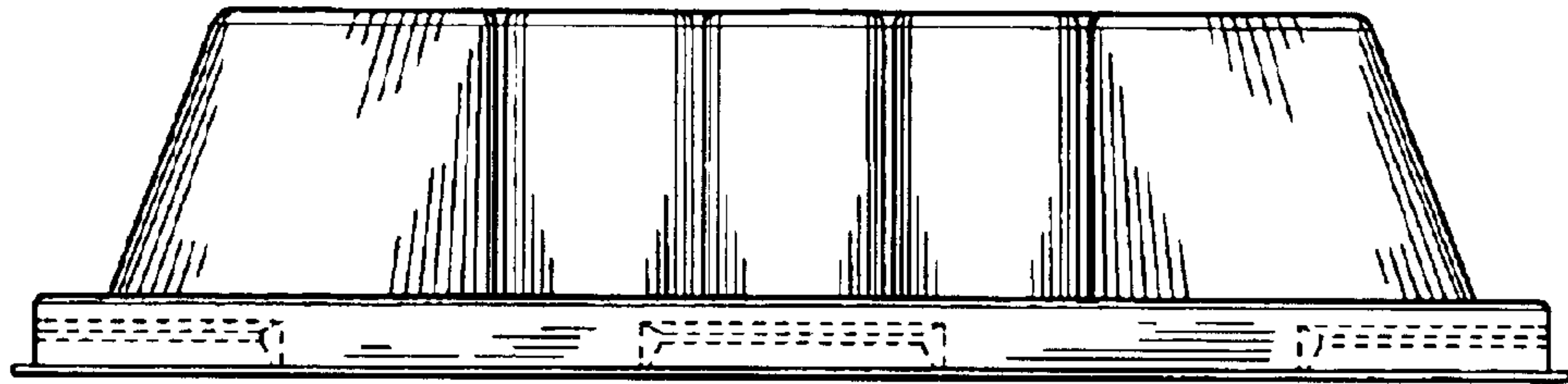


FIG. 2

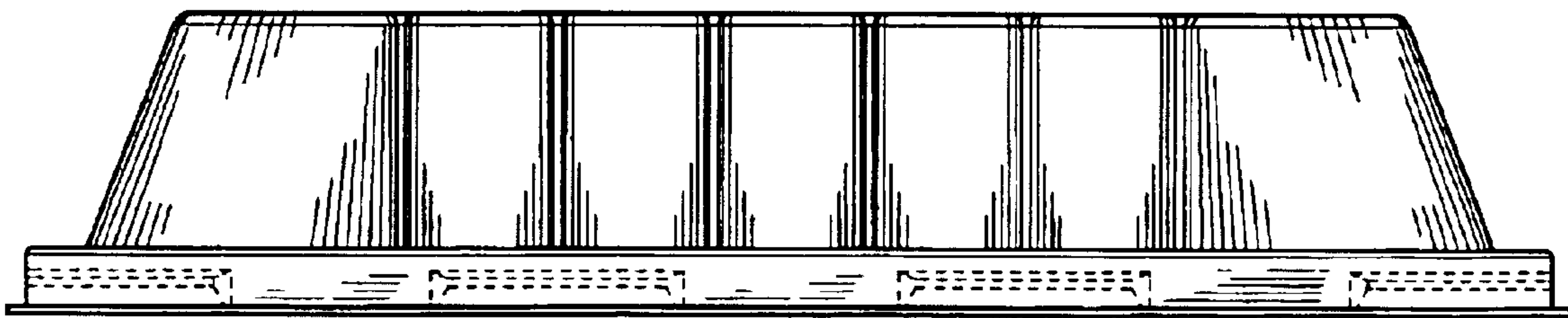


FIG. 3

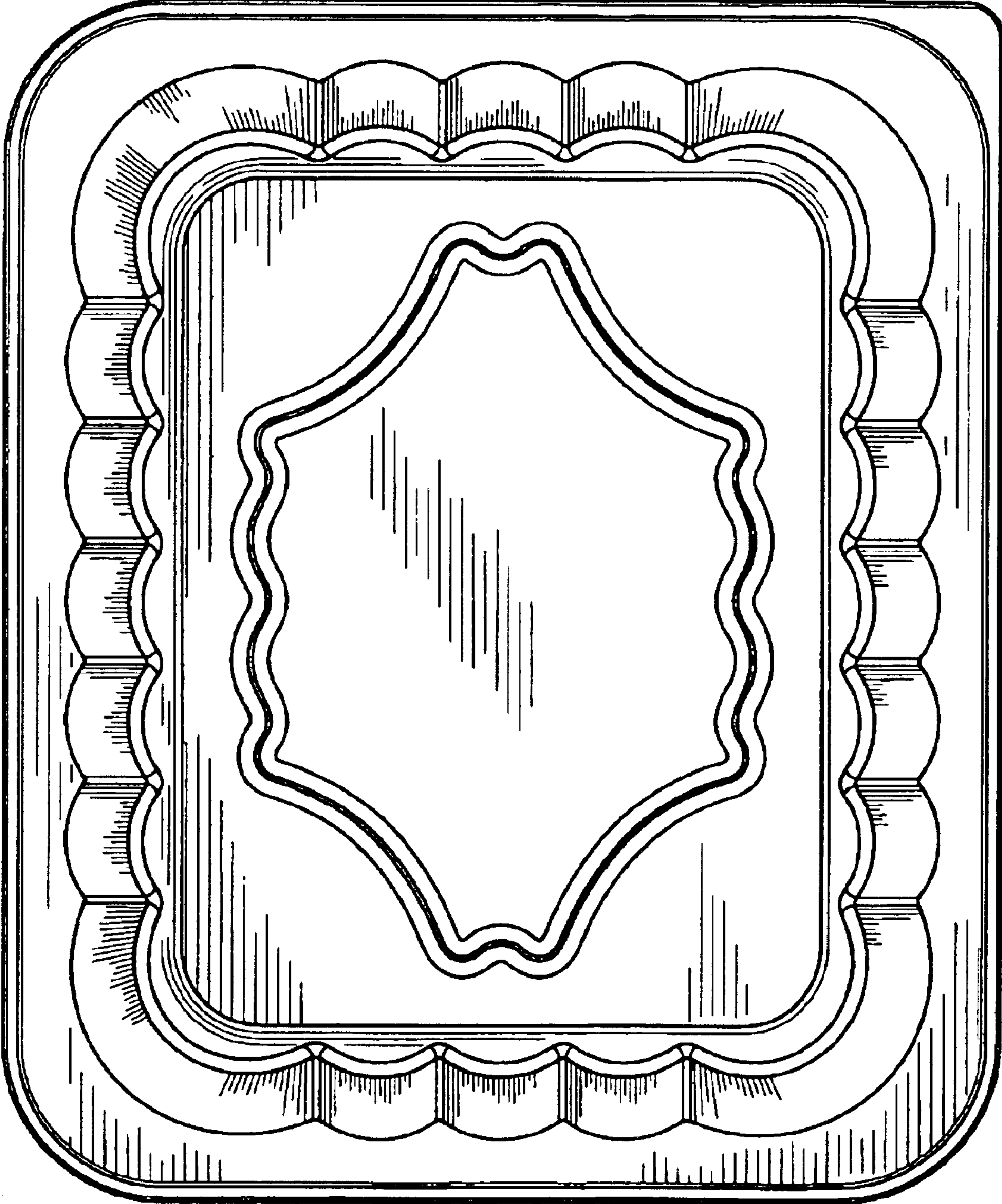


FIG. 4

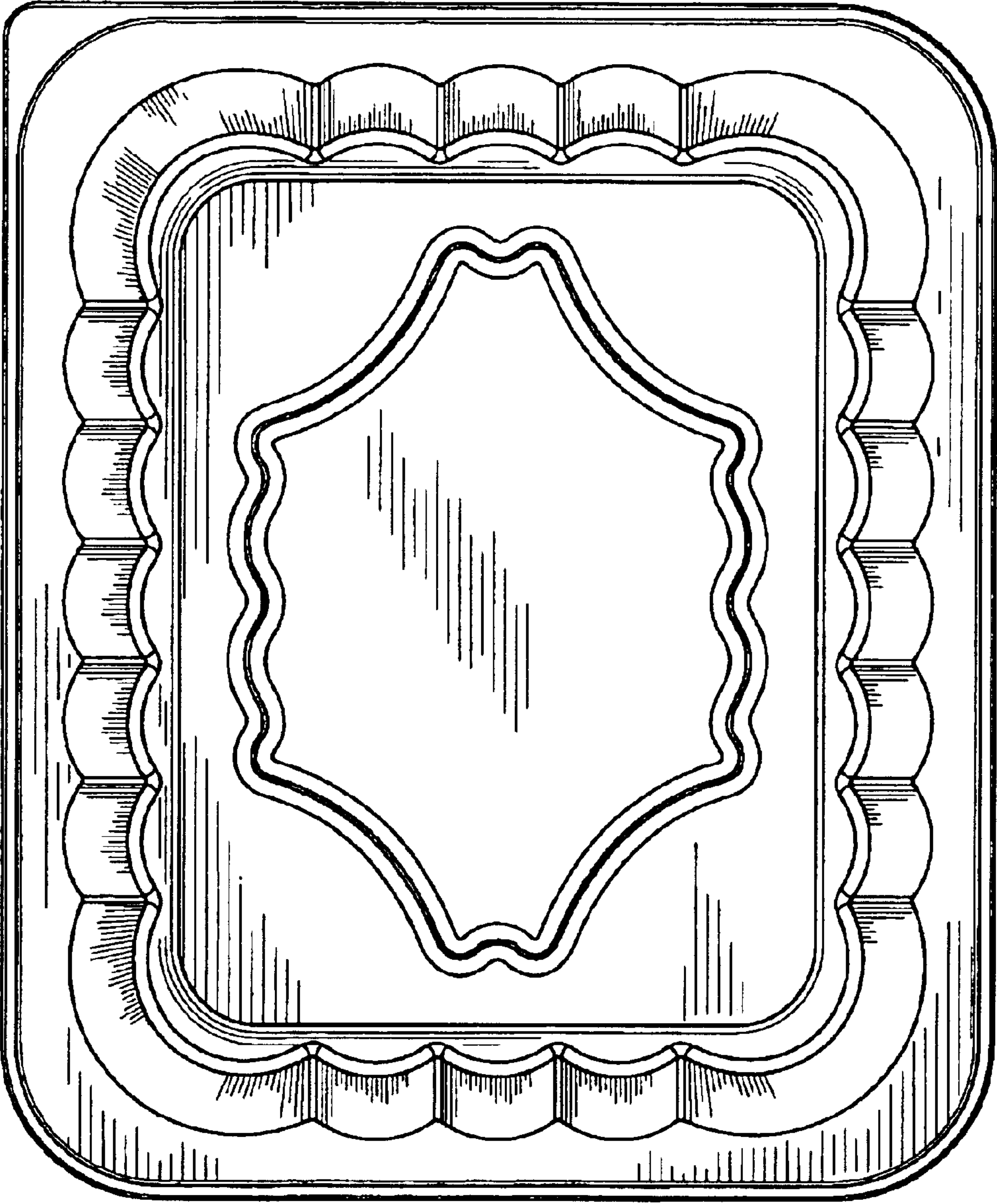


FIG. 5