



US00D514441S

(12) **United States Design Patent**
Snedden et al.

(10) **Patent No.: US D514,441 S**
(45) **Date of Patent: ** Feb. 7, 2006**

- (54) **CONTAINER AND LID WITH RECESS**
- (75) Inventors: **Craig Snedden**, Culver City, CA (US);
George A. Golota, Glenview, IL (US)
- (73) Assignee: **Clear Lam Packaging, Inc.**, Elk Grove
Village, IL (US)
- (**) Term: **14 Years**

- 5,607,709 A * 3/1997 Fritz et al. 426/106
- 5,660,302 A * 8/1997 Trout 220/790
- 5,855,288 A * 1/1999 Dallas, Jr. 215/228
- D408,734 S * 4/1999 McCann D9/423
- D439,159 S * 3/2001 Chen D9/425
- D455,652 S * 4/2002 Wyslowsky et al. D9/429
- D469,689 S * 2/2003 Buchalski et al. D9/425
- 6,786,351 B2 * 9/2004 Krueger 220/571
- D502,869 S * 3/2005 Clarke D9/425

- (21) Appl. No.: **29/216,412**
 - (22) Filed: **Nov. 2, 2004**
 - (51) **LOC (8) Cl. 09-07**
 - (52) **U.S. Cl. D9/425; D9/418; D9/429;**
D9/424
 - (58) **Field of Classification Search** D9/420–425,
D9/418, 414, 428–430, 435, 436; D7/601,
D7/602, 550.1, 629; D3/273, 274; 206/508,
206/216, 541, 457, 557, 822; 220/213, 783,
220/789, 790, 796, 797, 376, 351, 601, 669,
220/675, 674; 229/406, 407, 108, 114, 902–906,
229/938, 116.1, 186, 120.14, 122.27; 426/106,
426/129, 130
- See application file for complete search history.

(56) **References Cited**

U.S. PATENT DOCUMENTS

- D246,289 S * 11/1977 Boucher D9/426
- D354,435 S * 1/1995 Krupa D9/423
- D354,436 S * 1/1995 Krupa D9/423
- 5,377,860 A * 1/1995 Littlejohn et al. 220/790

OTHER PUBLICATIONS

Tenneco Packaging Catalog, Jan. 1996, p. 66.*

* cited by examiner

Primary Examiner—Prabhakar Deshmukh

(74) *Attorney, Agent, or Firm*—Cardinal Law Group

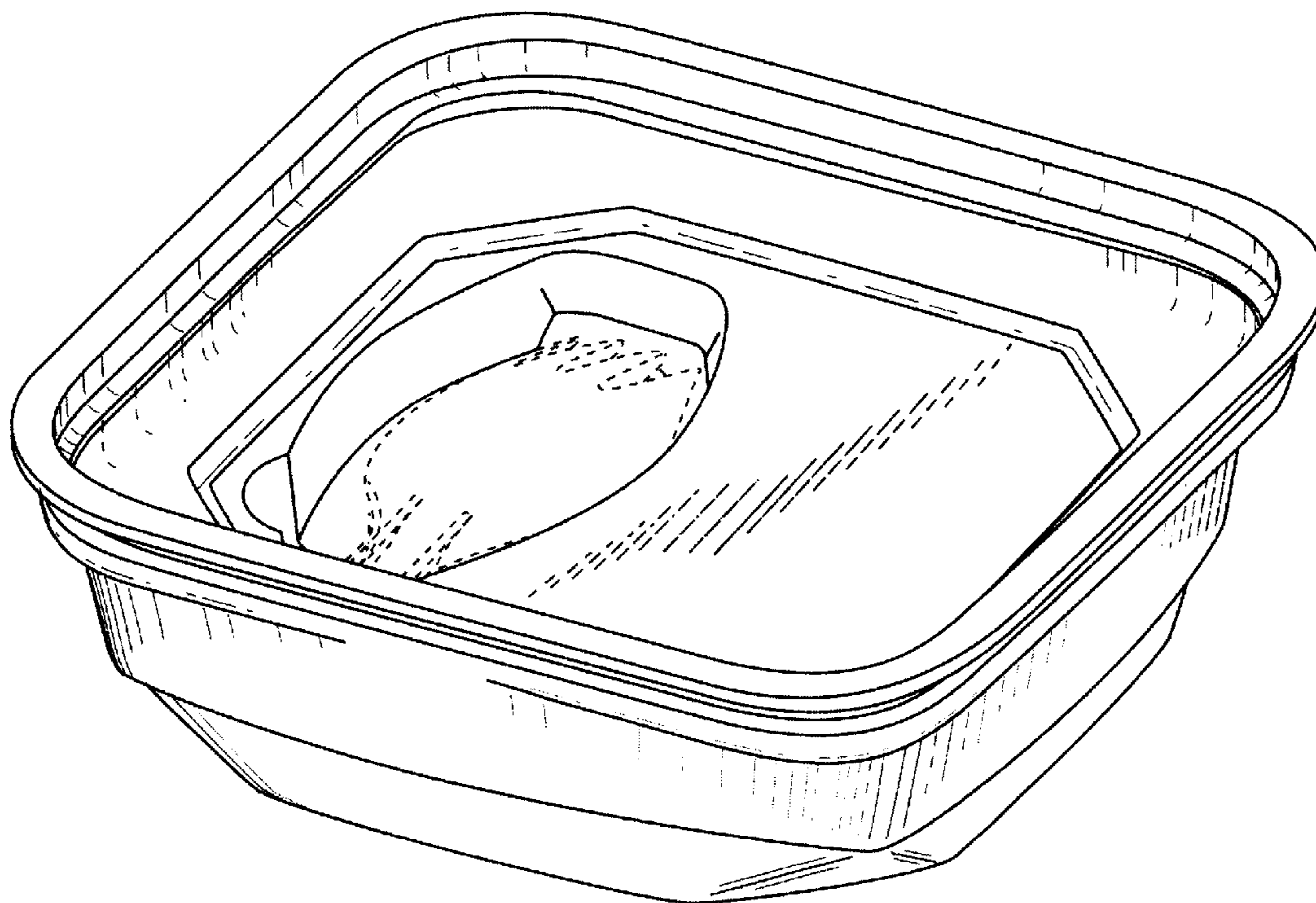
(57) **CLAIM**

The ornamental design for a container and lid with recess, as shown and described.

DESCRIPTION

FIG. 1 is a perspective view of the container and lid with recess;
 FIG. 2 is a top view of the container and lid with recess;
 FIG. 3 is a side view of the container and lid with recess;
 and,
 FIG. 4 is a bottom view of the container and lid with recess.
 The broken lines in the figures showing a folding utensil within the recess are for illustrative purposes only and form no part of the claimed design.

1 Claim, 2 Drawing Sheets



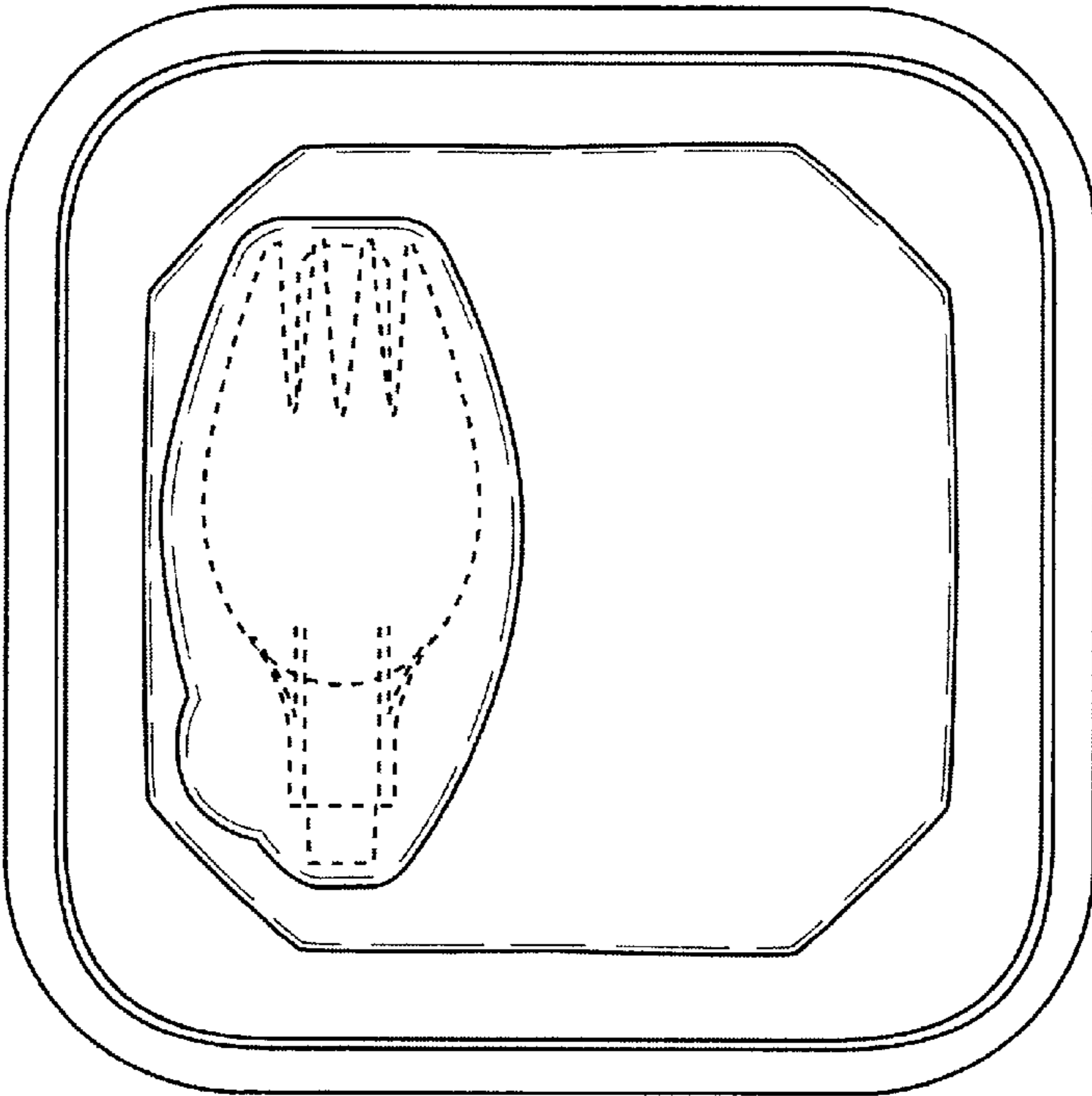


FIG. 2

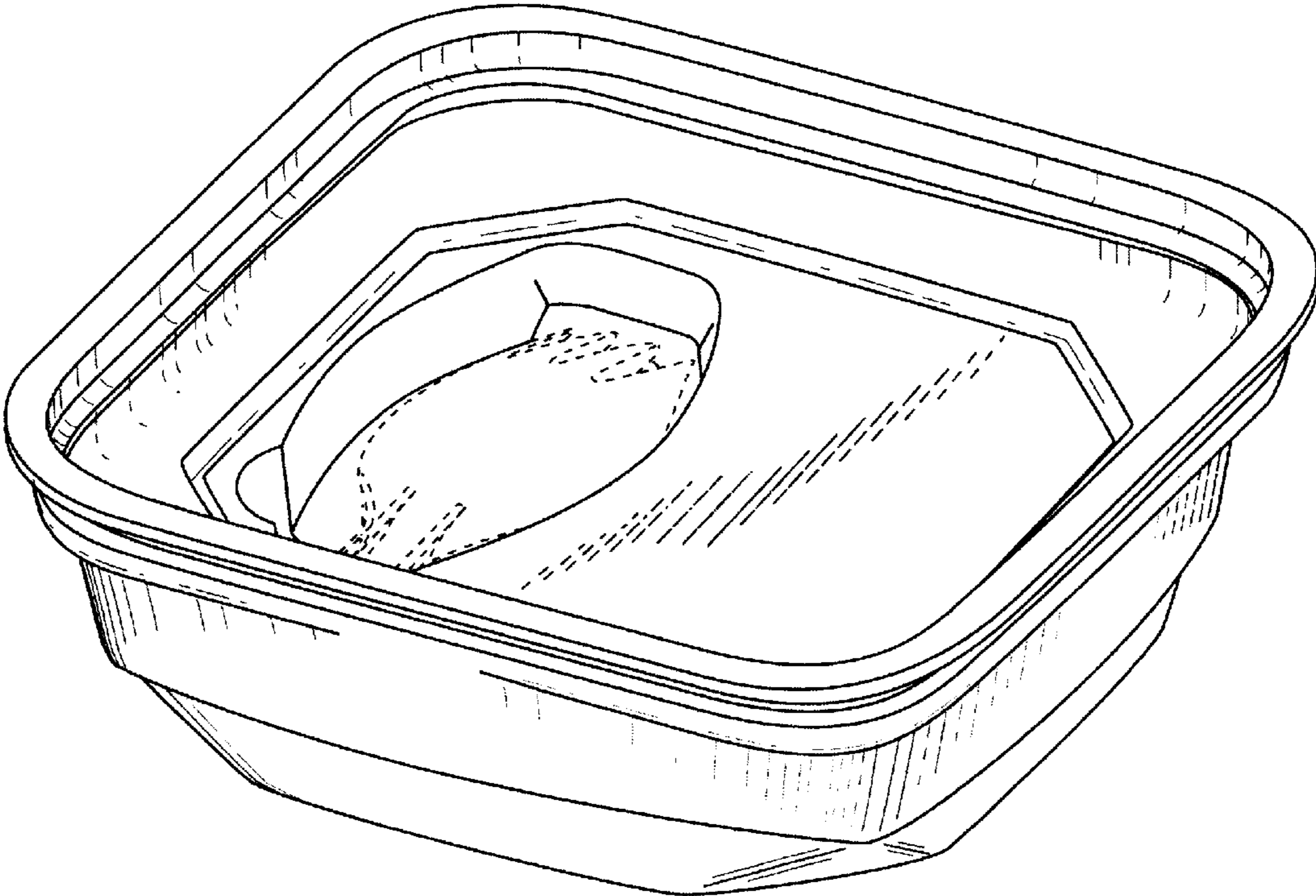


FIG. 1

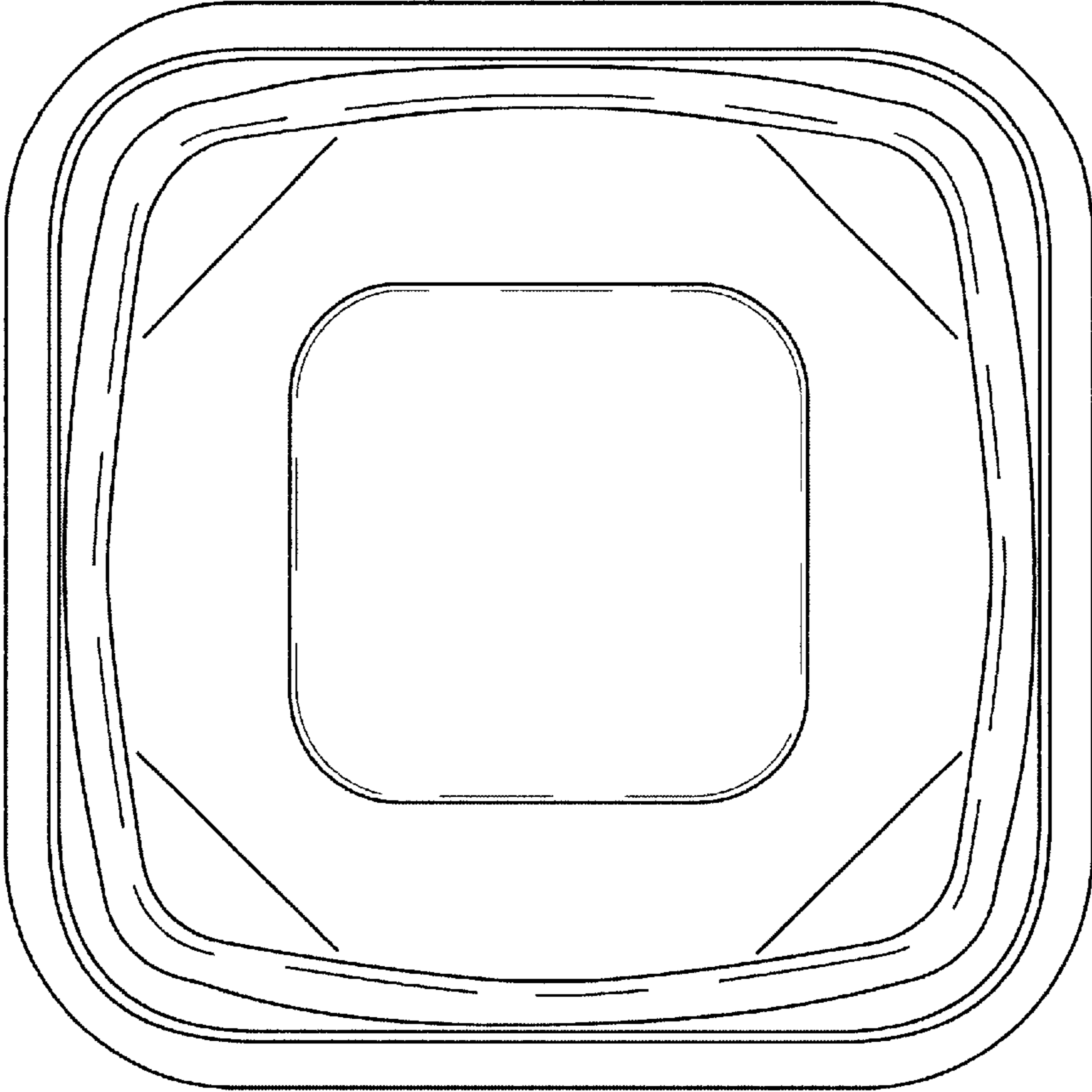


FIG. 4




FIG. 3