



US00D514438S

(12) **United States Design Patent**
Snedden et al.

(10) **Patent No.:** **US D514,438 S**
(45) **Date of Patent:** **** Feb. 7, 2006**

- (54) **CONTAINER AND LID WITH RECESS**
- (75) Inventors: **Craig Snedden**, Culver City, CA (US);
George A. Golota, Glenview, IL (US)
- (73) Assignee: **Clear Lam Packaging, Inc.**, Elk Grove
Village, IL (US)
- (**) Term: **14 Years**

5,607,709 A	*	3/1997	Fritz et al.	426/106
5,660,302 A	*	8/1997	Trout	220/790
5,855,288 A	*	1/1999	Dallas, Jr.	215/228
D408,734 S	*	4/1999	McCann	D9/423
D439,159 S	*	3/2001	Chen	D9/425
D455,652 S	*	4/2002	Wyslowsky et al.	D9/429
D469,689 S	*	2/2003	Buchalski et al.	D9/425
6,786,351 B2	*	9/2004	Krueger	220/571
D502,869 S	*	3/2005	Clarke	D9/425

- (21) Appl. No.: **29/216,340**
- (22) Filed: **Nov. 2, 2004**
- (51) **LOC (8) Cl.** **09-07**
- (52) **U.S. Cl.** **D9/425; D9/418; D9/429;**
D9/424
- (58) **Field of Classification Search** D9/420-425,
D9/418, 414, 428-430, 435, 436; D7/601,
D7/602, 550.1, 629; D3/273, 274; 206/508,
206/216, 541, 457, 557, 822; 220/213, 783,
220/789, 790, 796, 797, 376, 351, 601, 669,
220/675, 674; 229/406, 407, 108, 114, 902-906,
229/938, 116.1, 186, 120.14, 122.27; 426/106,
426/129, 130
See application file for complete search history.

(56) **References Cited**

U.S. PATENT DOCUMENTS

D246,289 S	*	11/1977	Boucher	D9/426
D354,435 S	*	1/1995	Krupa	D9/423
D354,436 S	*	1/1995	Krupa	D9/423
5,377,860 A	*	1/1995	Littlejohn et al.	220/790

OTHER PUBLICATIONS

Tenneco Packaging Catalog, Jan. 1996, p. 66.*

* cited by examiner

Primary Examiner—Prabhakar Deshmukh

(74) *Attorney, Agent, or Firm*—Cardinal Law Group

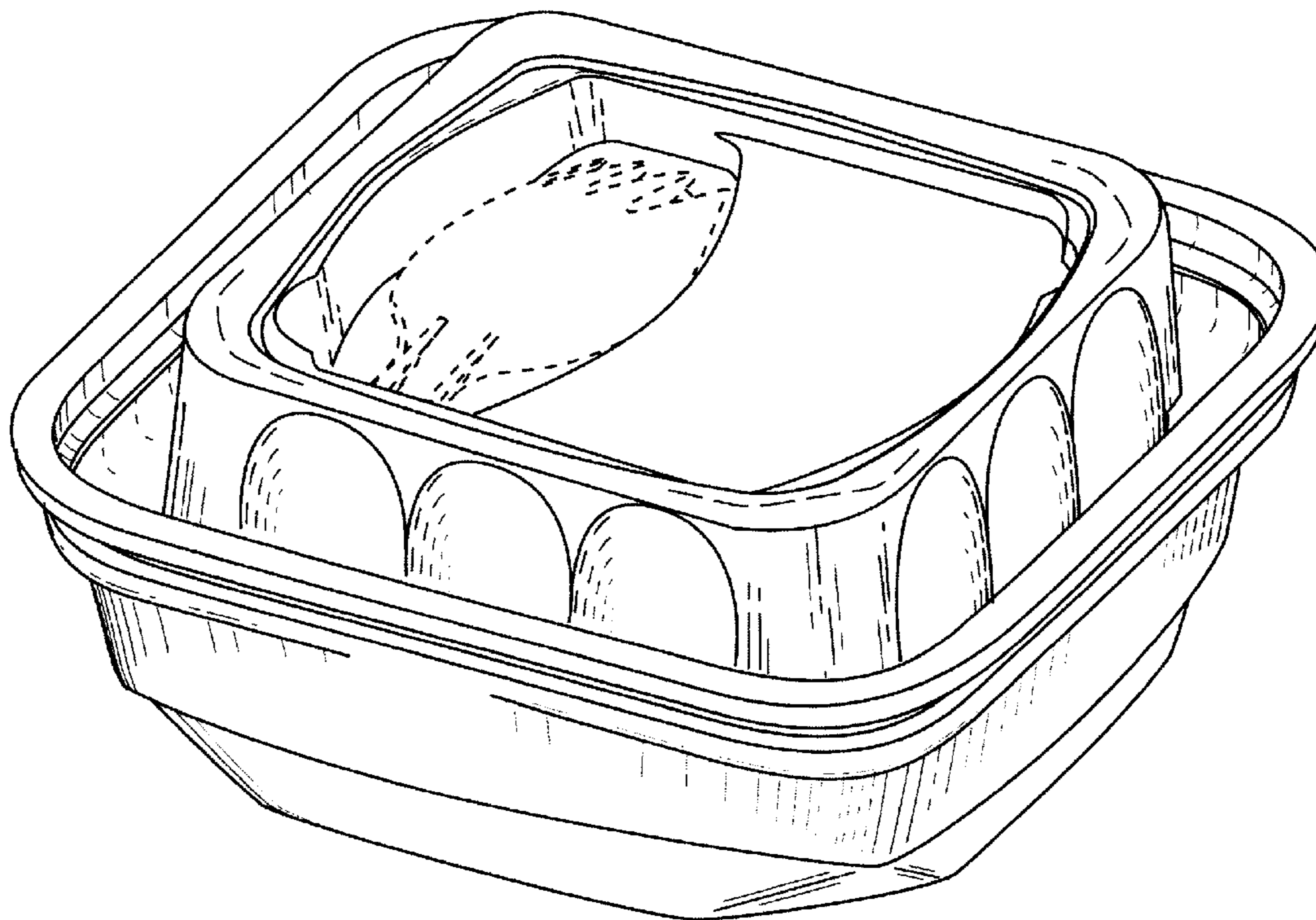
(57) **CLAIM**

The ornamental design for a container and lid with recess, as shown and described.

DESCRIPTION

FIG. 1 is a perspective view of the container and lid with recess;
 FIG. 2 is a top view of the container and lid with recess;
 FIG. 3 is a side view of the container and lid with recess;
 and,
 FIG. 4 is a bottom view of the container and lid with recess.
 The broken lines in the figures showing a folding utensil within the recess are for illustrative purposes only and form no part of the claimed design.

1 Claim, 2 Drawing Sheets



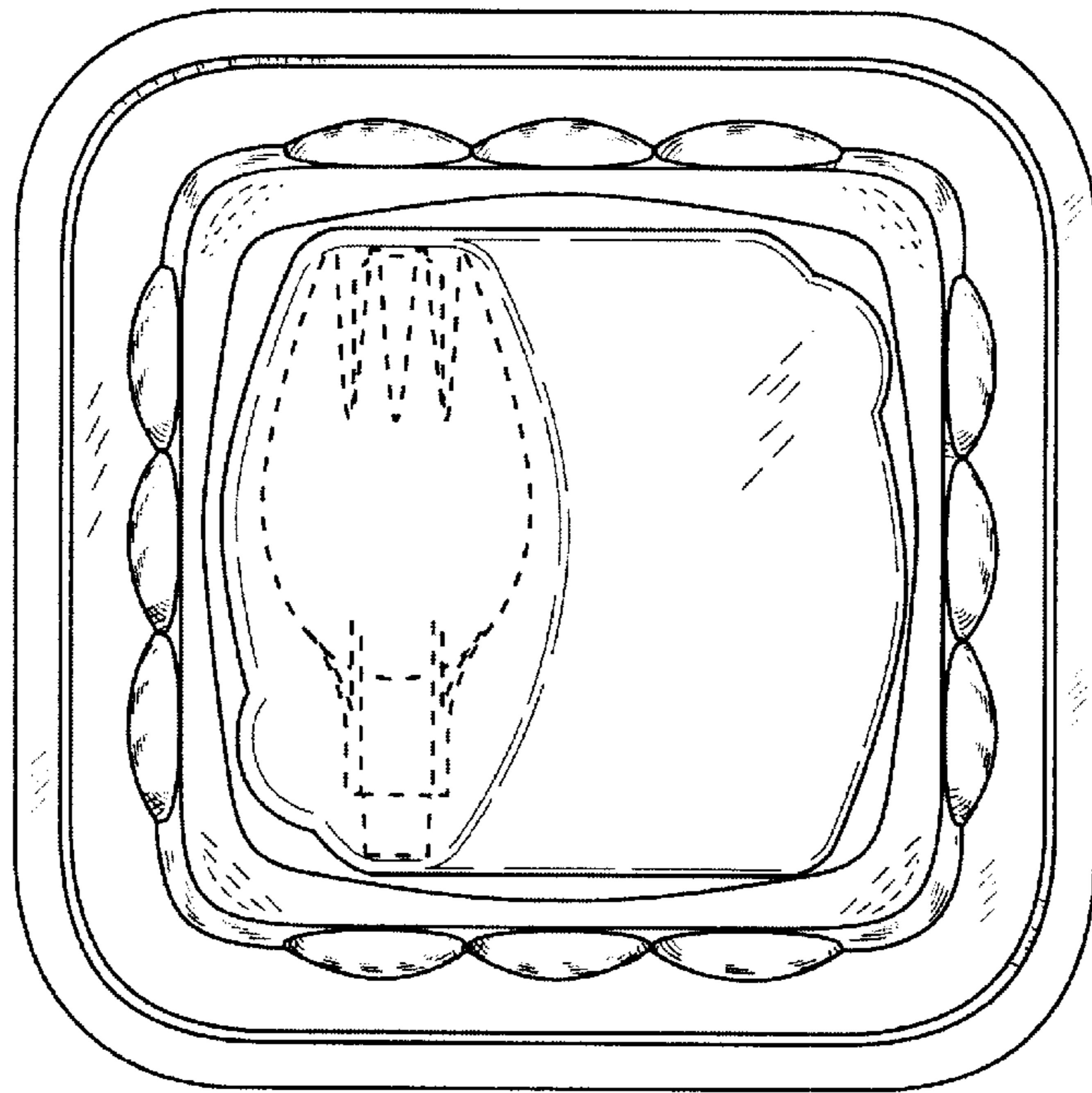


FIG. 2

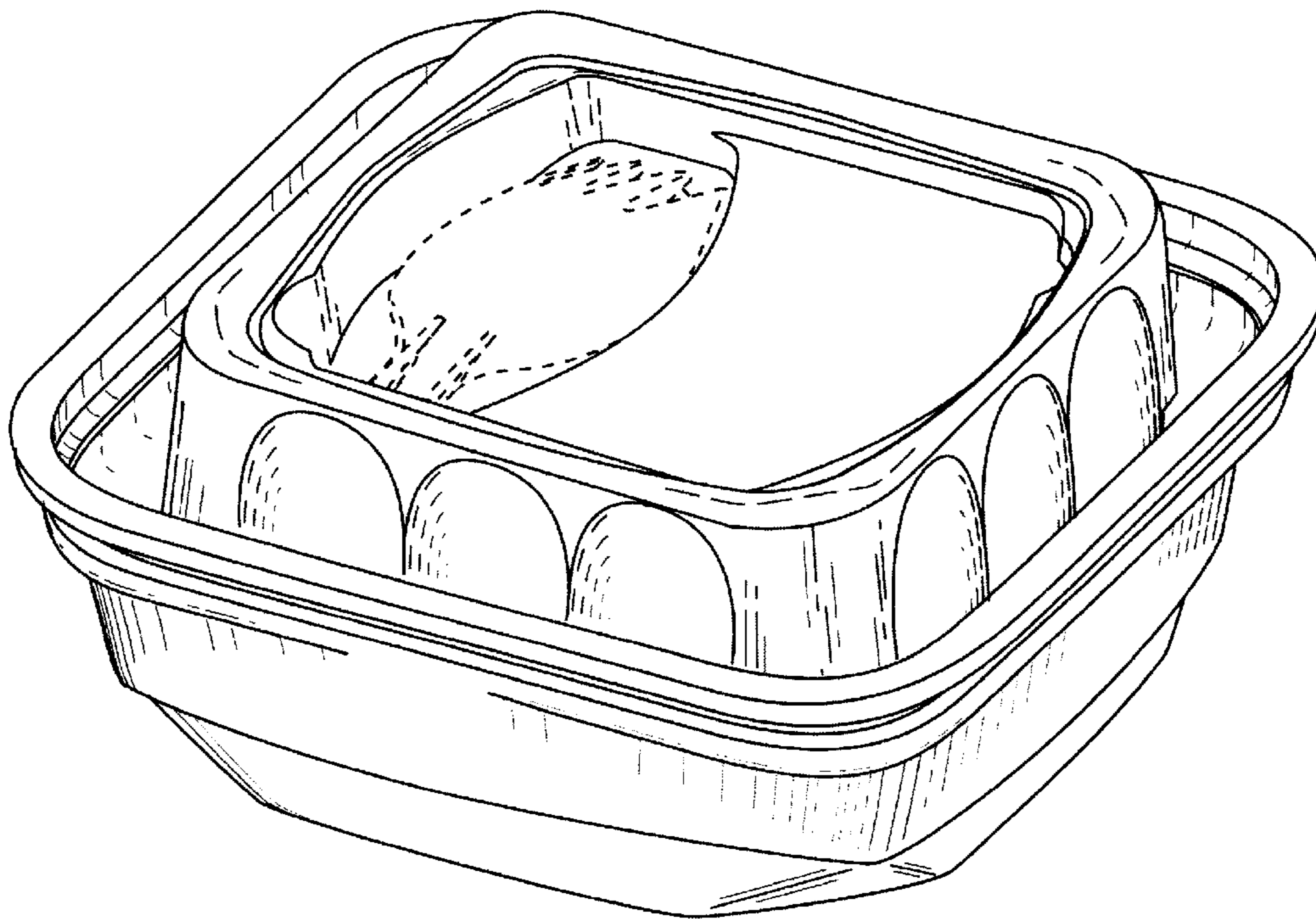


FIG. 1

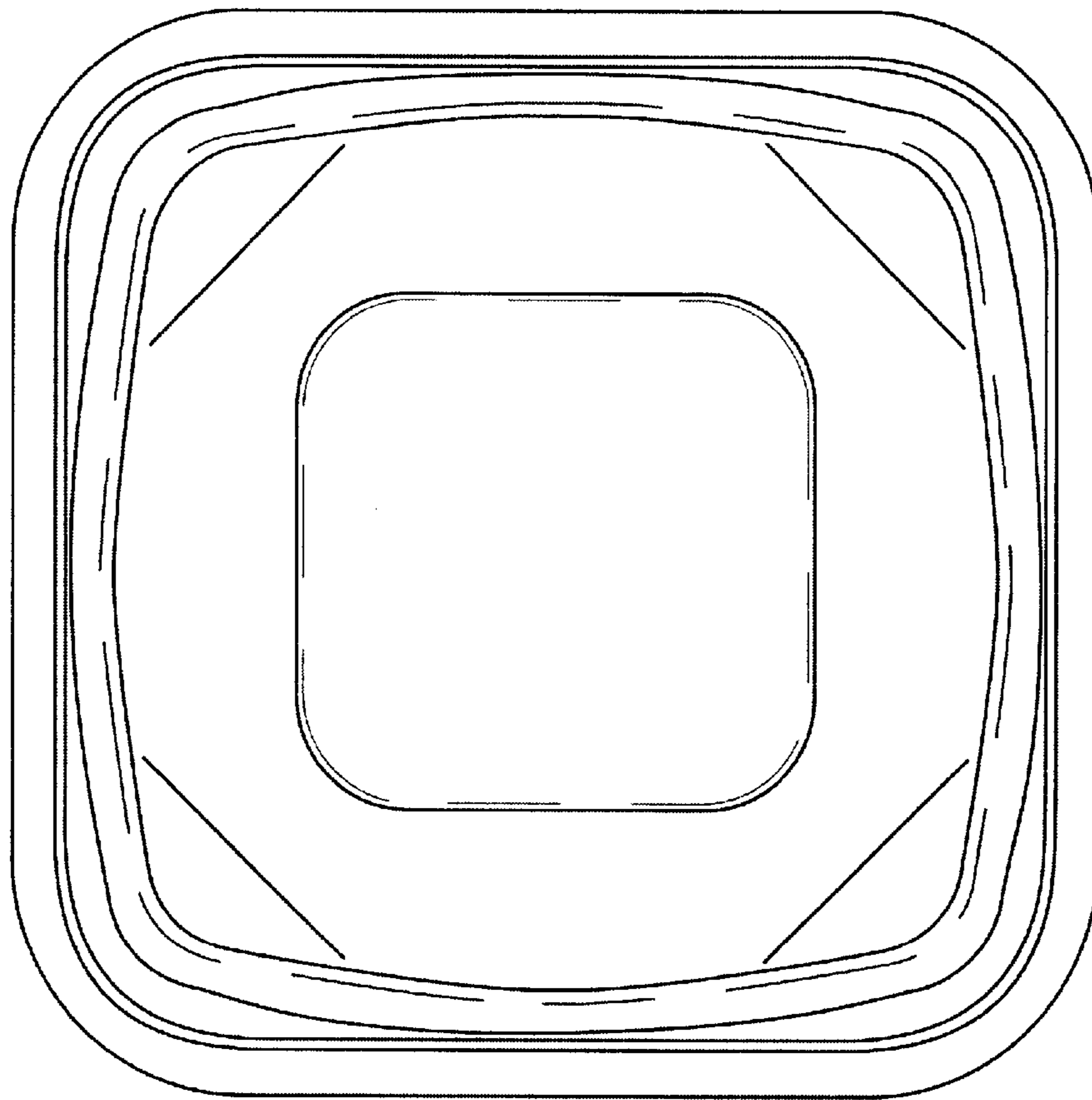


FIG. 4




FIG. 3