



US00D514437S

(12) **United States Design Patent** (10) **Patent No.:** **US D514,437 S**  
**Kim** (45) **Date of Patent:** **\*\* Feb. 7, 2006**

- (54) **TISSUE BOX**
- (76) **Inventor:** **Sunyong Kim**, 1266 Woodchase La., #D, Chesterfield, MO (US) 63017
- (\*\*) **Term:** **14 Years**
- (21) **Appl. No.:** **29/194,180**
- (22) **Filed:** **Nov. 20, 2003**

**Related U.S. Application Data**

- (63) Continuation-in-part of application No. 29/166,941, filed on Sep. 6, 2002, now Pat. No. Des. 491,059.
  - (51) **LOC (8) Cl.** ..... **09-03**
  - (52) **U.S. Cl.** ..... **D9/416; D9/418**
  - (58) **Field of Classification Search** ..... D9/416, D9/417, 414, 418, 432, 337, 422; D6/522, D6/515; 206/216, 581, 457, 459.1, 765, 756, 206/773-783, 233, 494; 229/122, 122.1, 229/238, 242, 125.15, 925, 162; 221/45, 221/52, 56, 33
- See application file for complete search history.

4,131,195 A	12/1978	Worrell, Sr.	
4,513,862 A	4/1985	Mallow	
4,879,442 A	11/1989	Giovine	
4,919,302 A	4/1990	McPherson	
4,976,355 A	* 12/1990	Crutchfield	..... 206/457
4,997,105 A	3/1991	Fischer	
5,054,612 A	* 10/1991	Meyer, Jr.	..... 206/233
5,415,320 A	* 5/1995	North et al.	..... 221/63
D424,853 S	* 5/2000	Singleton et al.	..... D6/522
6,095,326 A	8/2000	Madhat et al.	
D430,489 S	* 9/2000	Bowers et al.	..... D9/416
6,112,979 A	9/2000	Deger	
D445,332 S	7/2001	Breiding et al.	
D447,685 S	9/2001	Chagnon et al.	
6,371,296 B1	* 4/2002	Rumbough	..... 206/494
D459,221 S	6/2002	Springer et al.	
6,604,628 B1	* 8/2003	Tanaka et al.	..... 206/209
6,648,172 B2	* 11/2003	Leighton et al.	..... 221/35
D490,703 S	* 6/2004	Rusnock	..... D9/416
D491,059 S	* 6/2004	Kim	..... D9/416

\* cited by examiner

*Primary Examiner*—Prabhakar Deshmukh  
(74) *Attorney, Agent, or Firm*—Polster, Lieder, Woodruff & Lucchesi, LC

(57) **CLAIM**

I claim, the ornamental design for a tissue box, as shown and described.

**DESCRIPTION**

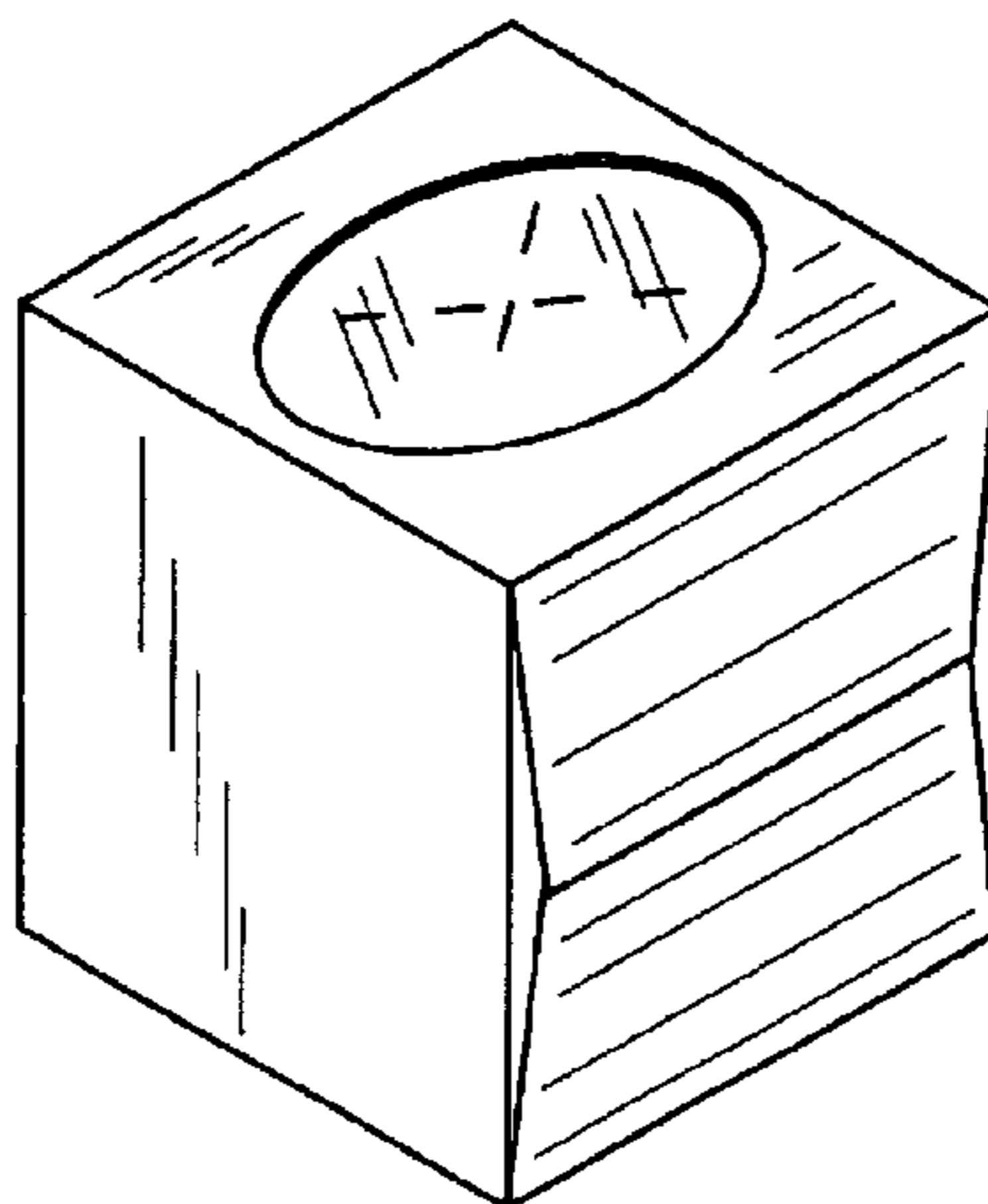
FIG. 1 is a view in perspective showing my new design for a tissue box;  
FIG. 2 is a left-side view thereof, left being with reference to FIG. 1;  
FIG. 3 is a right-side view, opposite to the side shown in FIG. 2;  
FIG. 4 is a front-side view thereof;  
FIG. 5 is a back-side view thereof;  
FIG. 6 is a top view thereof;  
FIG. 7 is a bottom plan view thereof; and,  
FIG. 8 is a view in perspective opposite to the view shown in FIG. 1, showing my new design.

**1 Claim, 2 Drawing Sheets**

(56) **References Cited**

**U.S. PATENT DOCUMENTS**

1,764,673 A	6/1930	Babson
2,841,275 A	7/1958	Schwimmer et al.
2,915,218 A	12/1959	Rosenman et al.
3,001,645 A	9/1961	Hernberg
3,026,999 A	3/1962	Constantino
3,072,245 A	1/1963	Faltin
3,089,597 A	5/1963	Kaplan
3,095,087 A	6/1963	Yates
3,145,840 A	8/1964	Wright
3,221,928 A	12/1965	Horn
3,245,580 A	4/1966	Campanella
3,270,938 A	9/1966	Rhinegold
3,331,498 A	7/1967	Davies
3,338,464 A	8/1967	Callihan et al.
3,372,837 A	3/1968	Neumann
3,414,157 A	12/1968	Wright
3,593,908 A	7/1971	Desmond et al.
4,066,167 A	1/1978	Hanna et al.



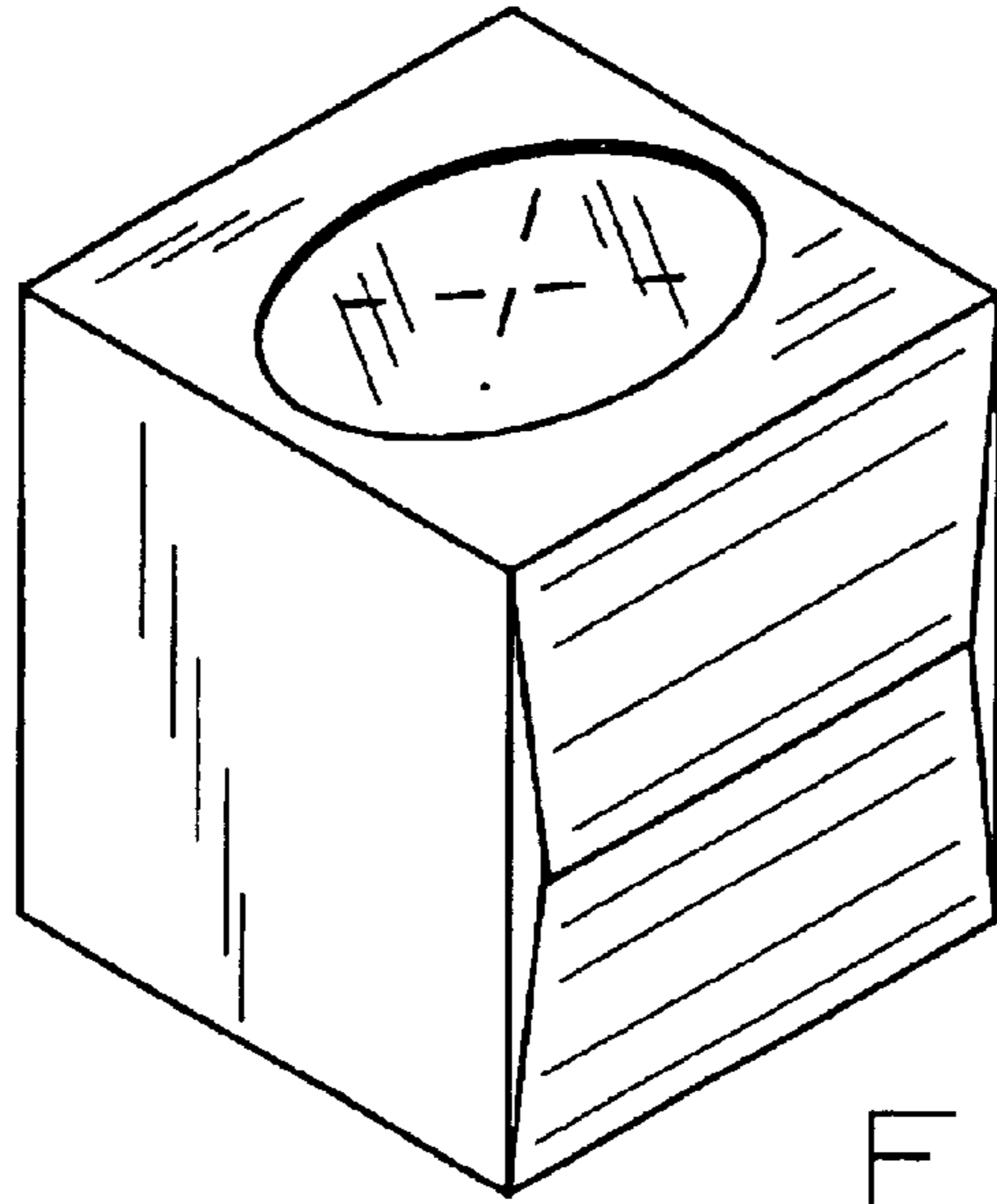


FIG. 1




FIG. 2

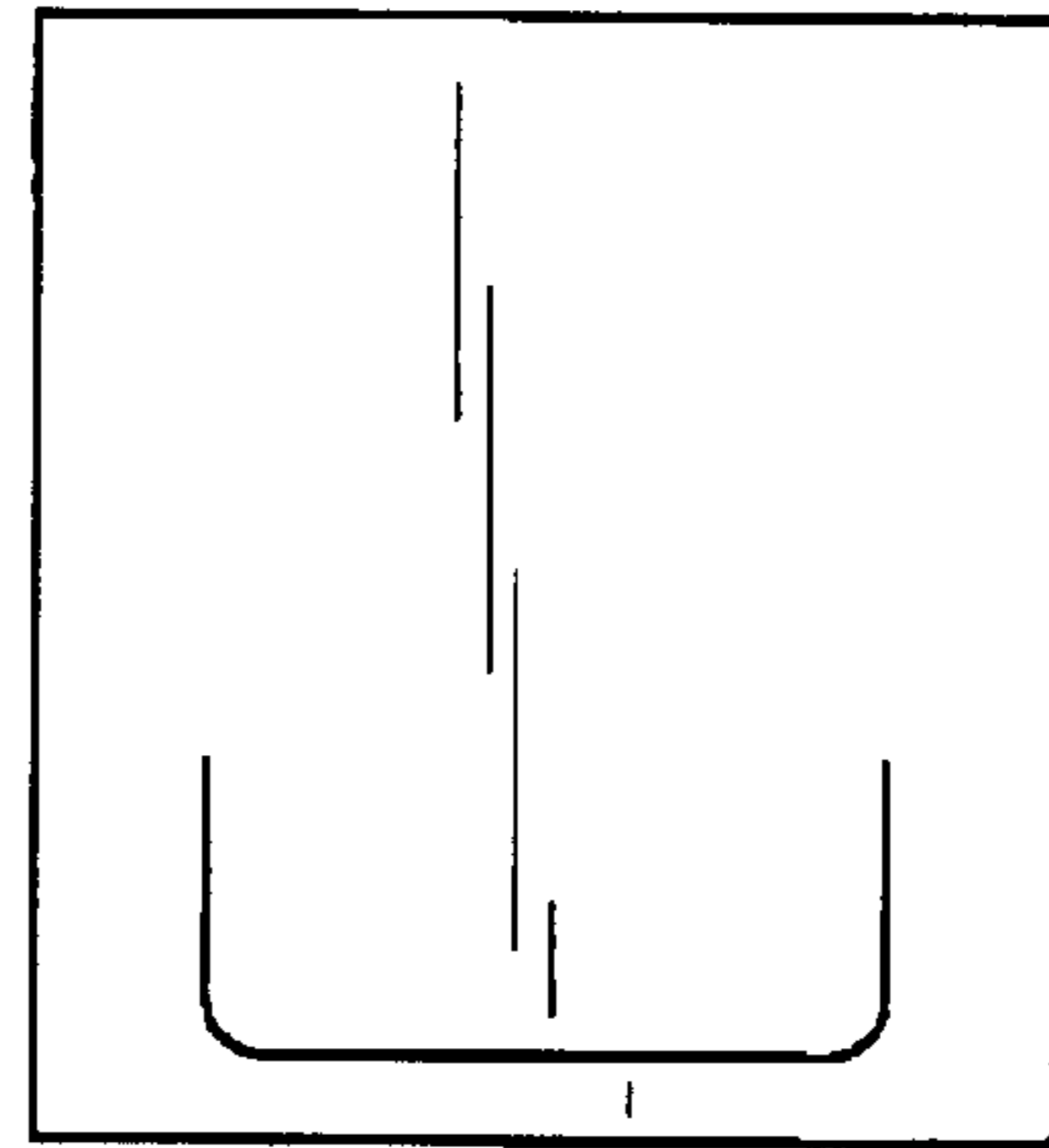


FIG. 3




FIG. 4




FIG. 5




FIG. 6

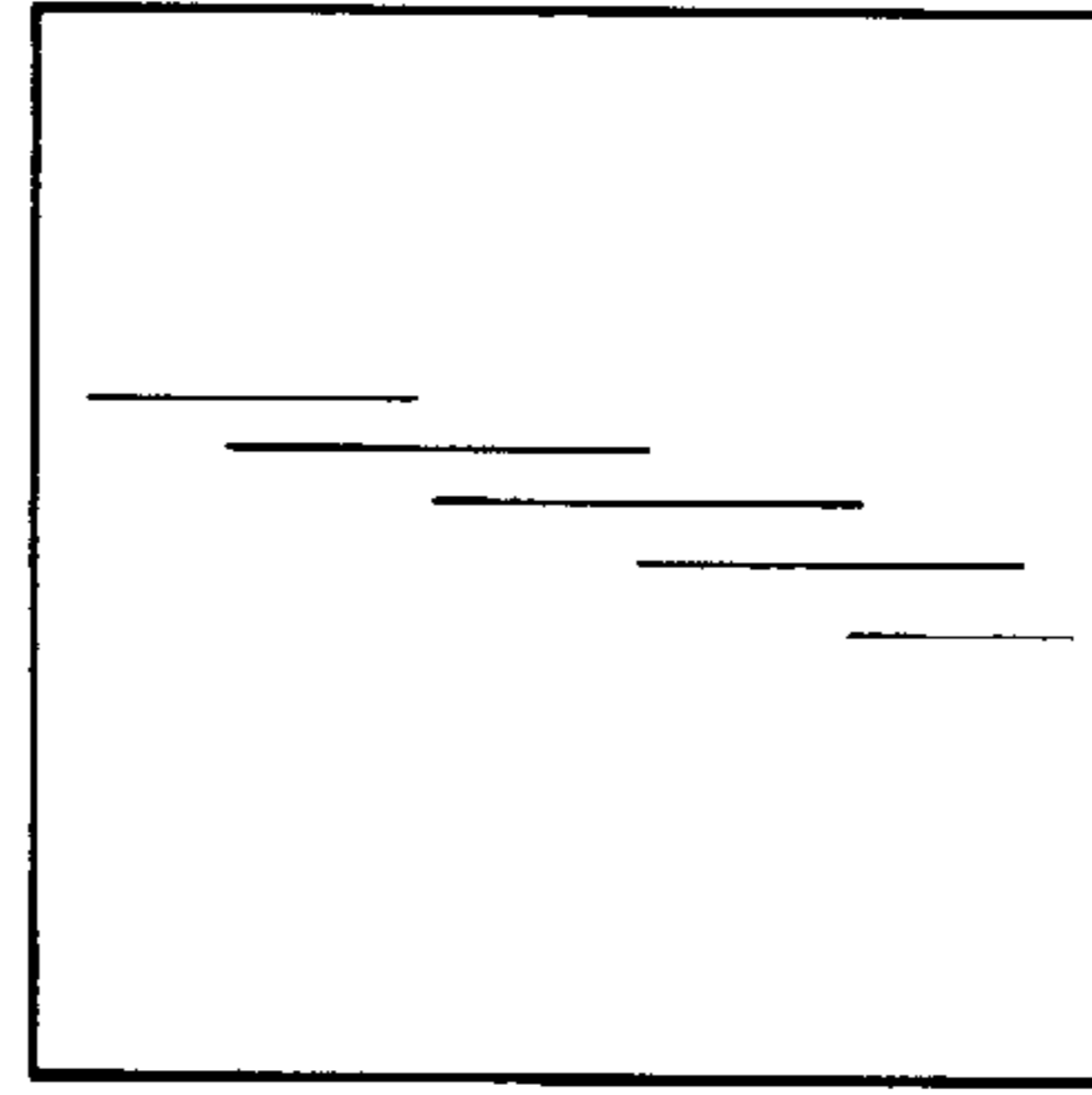


FIG. 7

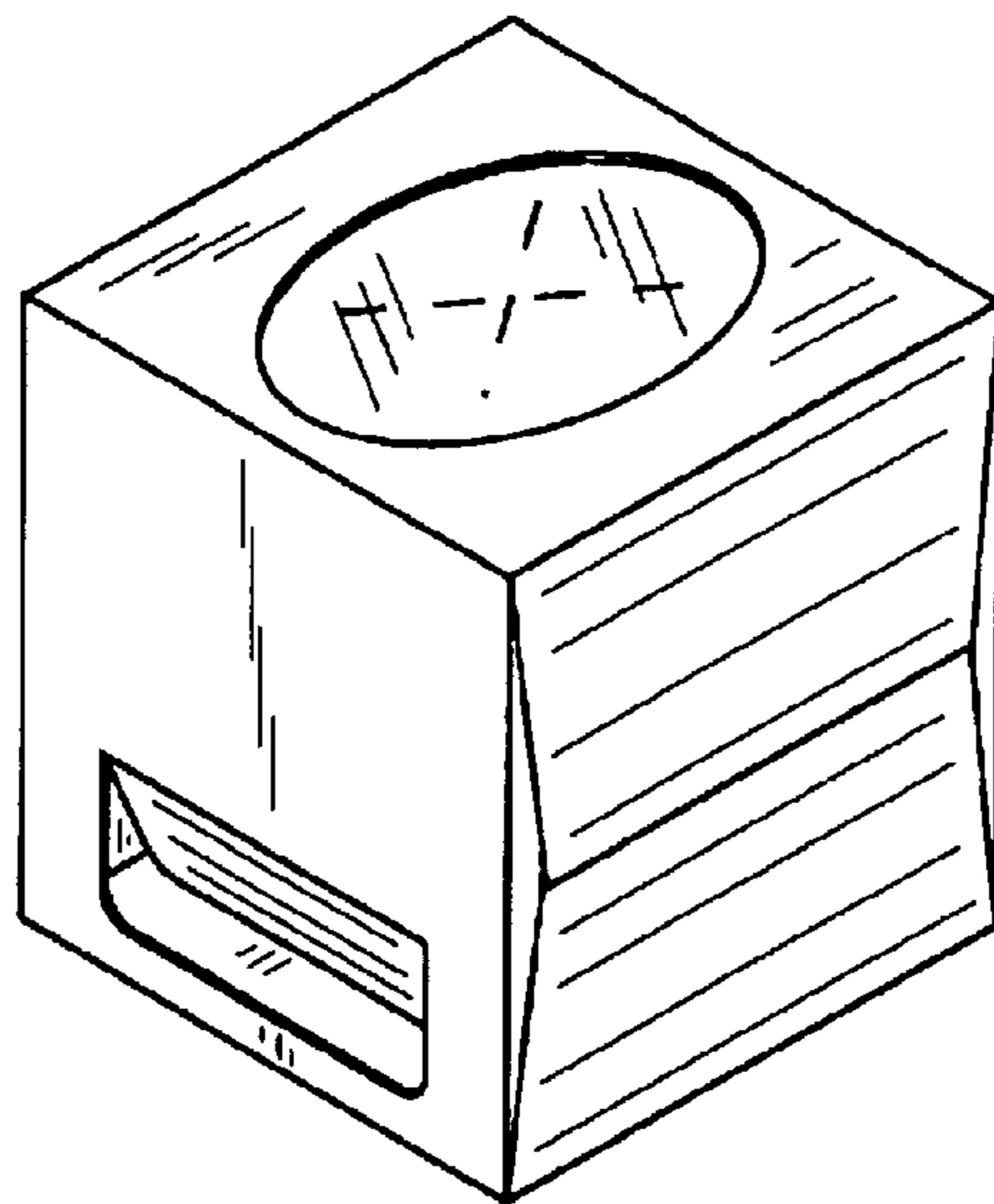


FIG. 8