



US00D514428S

(12) **United States Design Patent**
Neset et al.

(10) **Patent No.:** **US D514,428 S**
(45) **Date of Patent:** **** Feb. 7, 2006**

(54) **VEHICLE KEY HEAD**

(75) Inventors: **Lowell Neset**, Dearborn, MI (US);
Gerald Bonnici, Macomb, MI (US)

(73) Assignee: **Ford Global Technologies, LLC**,
Dearborn, MI (US)

(**) Term: **14 Years**

(21) Appl. No.: **29/187,362**

(22) Filed: **Jul. 31, 2003**

(51) **LOC (8) Cl.** **08-07**

(52) **U.S. Cl.** **D8/347**

(58) **Field of Classification Search** D8/330,
D8/343-348; 70/336, 344, 345, 431, 402,
70/408, 413, 393, 395, 405, 278.2, 278.3,
70/DIG. 46, DIG. 47; 340/5.6

See application file for complete search history.

(56) **References Cited**

U.S. PATENT DOCUMENTS

D203,408 S	*	1/1966	Crepinsek	D8/347
4,305,267 A	*	12/1981	Nish et al.	70/395
4,841,758 A	*	6/1989	Ramblier	70/276
D307,863 S	*	5/1990	Boag	D8/347
D357,169 S	*	4/1995	Levine	D8/347
5,433,096 A	*	7/1995	Janssen et al.	70/278.3
6,035,679 A	*	3/2000	Meroni	70/396
D442,060 S	*	5/2001	Neset et al.	D8/347
6,473,022 B1	*	10/2002	Wu	341/176

OTHER PUBLICATIONS

Undated document entitled "PATS Key Type"—photos 4-7.

* cited by examiner

Primary Examiner—Prabhakar Deshmukh

(74) *Attorney, Agent, or Firm*—Gigette M. Bejin; Miller Law Group PLLC

(57) **CLAIM**

The ornamental design for a vehicle key head, as shown and described.

DESCRIPTION

FIG. 1 is a front elevational view of the vehicle key head showing my new design, the shaft portion of the automotive key being shown in phantom and does not form a part of the ornamental design;

FIG. 2 is a side elevational view thereof, the shaft portion of the key being shown in phantom and does not form a part of the ornamental design for the vehicle key head, the opposing side elevational view being identical thereto;

FIG. 3 is a rear elevational view of the vehicle key head, the shaft portion of the automotive key being shown in phantom and does not form a part of the ornamental design;

FIG. 4 is a bottom end view thereof, the opening into the key head for receipt of the shaft portion of the vehicle key being depicted without the shaft portion thereof being shown; and,

FIG. 5 is a top end view thereof, the chamfered edges around the key head being depicted as part of the ornamental design in all of the views.

1 Claim, 1 Drawing Sheet

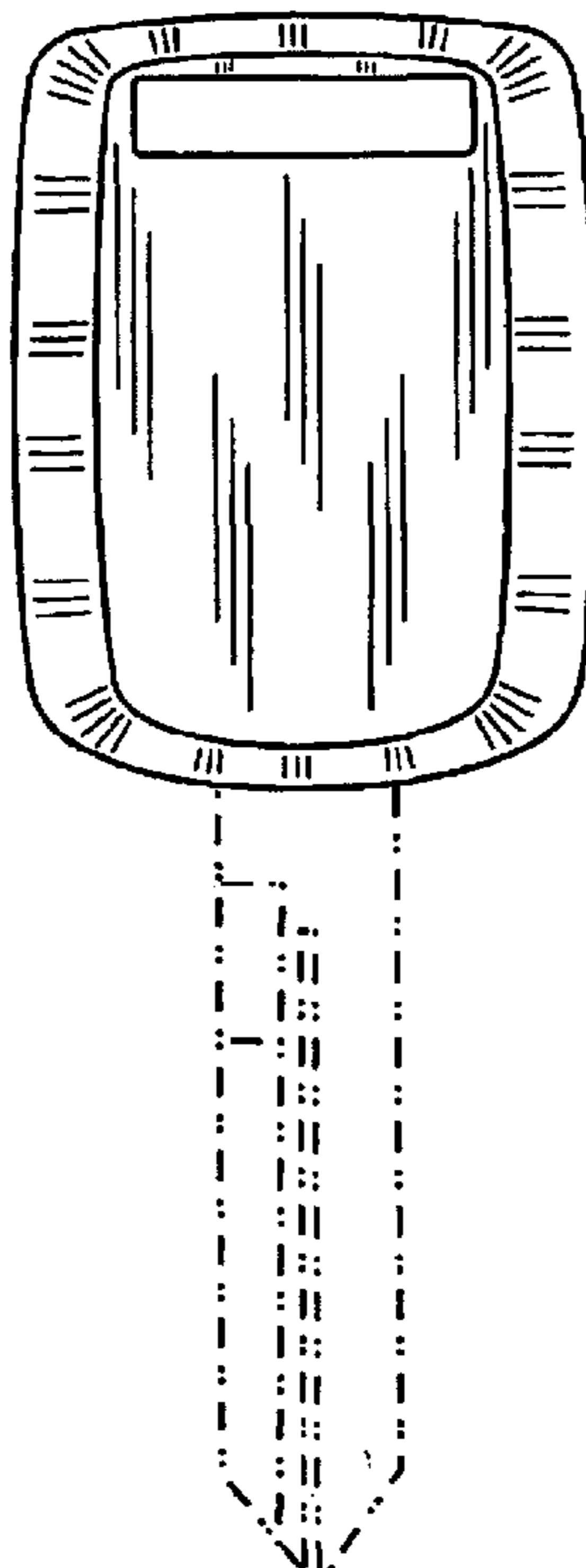


Fig. 1

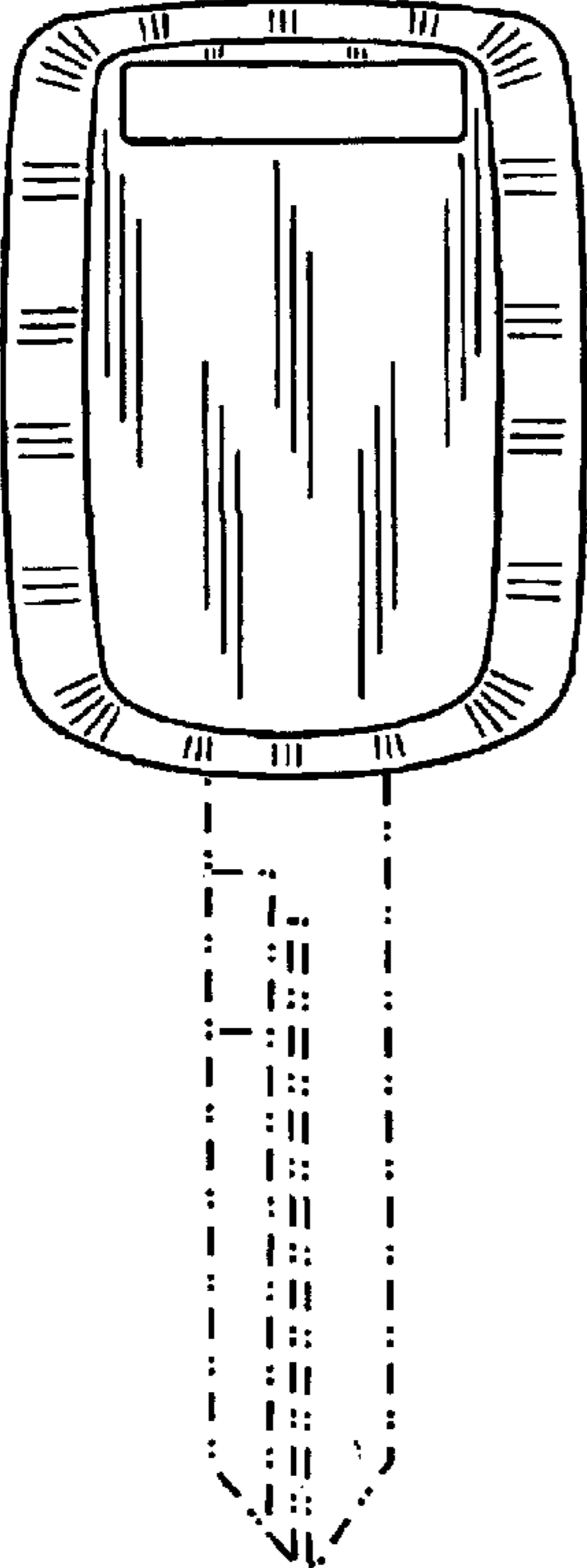


Fig. 3

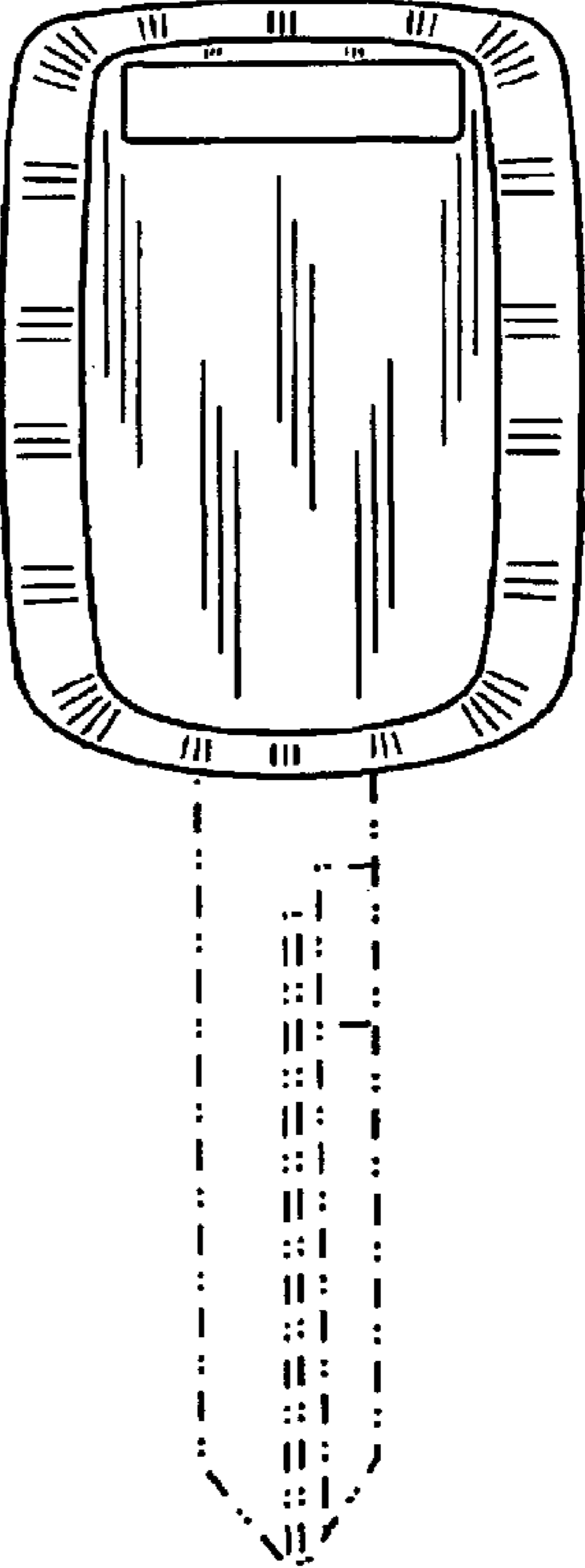


Fig. 2



Fig. 4




Fig. 5