



US00D514424S

(12) **United States Design Patent**
Arscott

(10) **Patent No.:** **US D514,424 S**

(45) **Date of Patent:** **** Feb. 7, 2006**

(54) **DOOR HANDLE INSERT**

(76) **Inventor:** **Jeffrey Arscott**, 2700 Lighthouse Point,
Ste. 509, Baltimore, MD (US) 21224

(**) **Term:** **14 Years**

(21) **Appl. No.:** **29/224,480**

(22) **Filed:** **Mar. 2, 2005**

(51) **LOC (8) Cl.** **08-01**

(52) **U.S. Cl.** **D8/322**

(58) **Field of Classification Search** D8/107,
D8/301-302, 306, 309, 310-311, 313, 321,
D8/330, 333, 337-338, 322; 292/169.18,
292/256.5, 359, DIG. 36; 16/110.1

See application file for complete search history.

(56) **References Cited**

U.S. PATENT DOCUMENTS

D314,131 S	*	1/1991	Russell et al.	D8/321
D386,962 S	*	12/1997	Greener	D8/313
5,794,994 A	*	8/1998	Miyagawa et al.	292/336.3
6,474,703 B1	*	11/2002	Berg	292/200
D488,702 S	*	4/2004	Hansen	D8/350

D492,183 S	*	6/2004	Becker	D8/331
6,802,544 B1	*	10/2004	Lane	292/336.3
D501,393 S	*	2/2005	Hansen	D8/321

* cited by examiner

Primary Examiner—Stella Reid

Assistant Examiner—Jean E. McCormick

(74) *Attorney, Agent, or Firm*—Law Offices of Royal W. Craig

(57) **CLAIM**

The ornamental design for a door handle insert, as shown.

DESCRIPTION

FIG. 1 is a front view of a door handle insert according to my new design.

FIG. 2 is a side view thereof;


FIG. 3 is a back view thereof;

FIG. 4 is a front perspective view rotated 180 degrees thereof; and,

FIG. 5 is a side perspective view thereof.

The design of the present invention and as shown in FIGS. 1-5 is an ornamental door handle insert adapted for fitting into the recesses behind truck door handles.

1 Claim, 5 Drawing Sheets



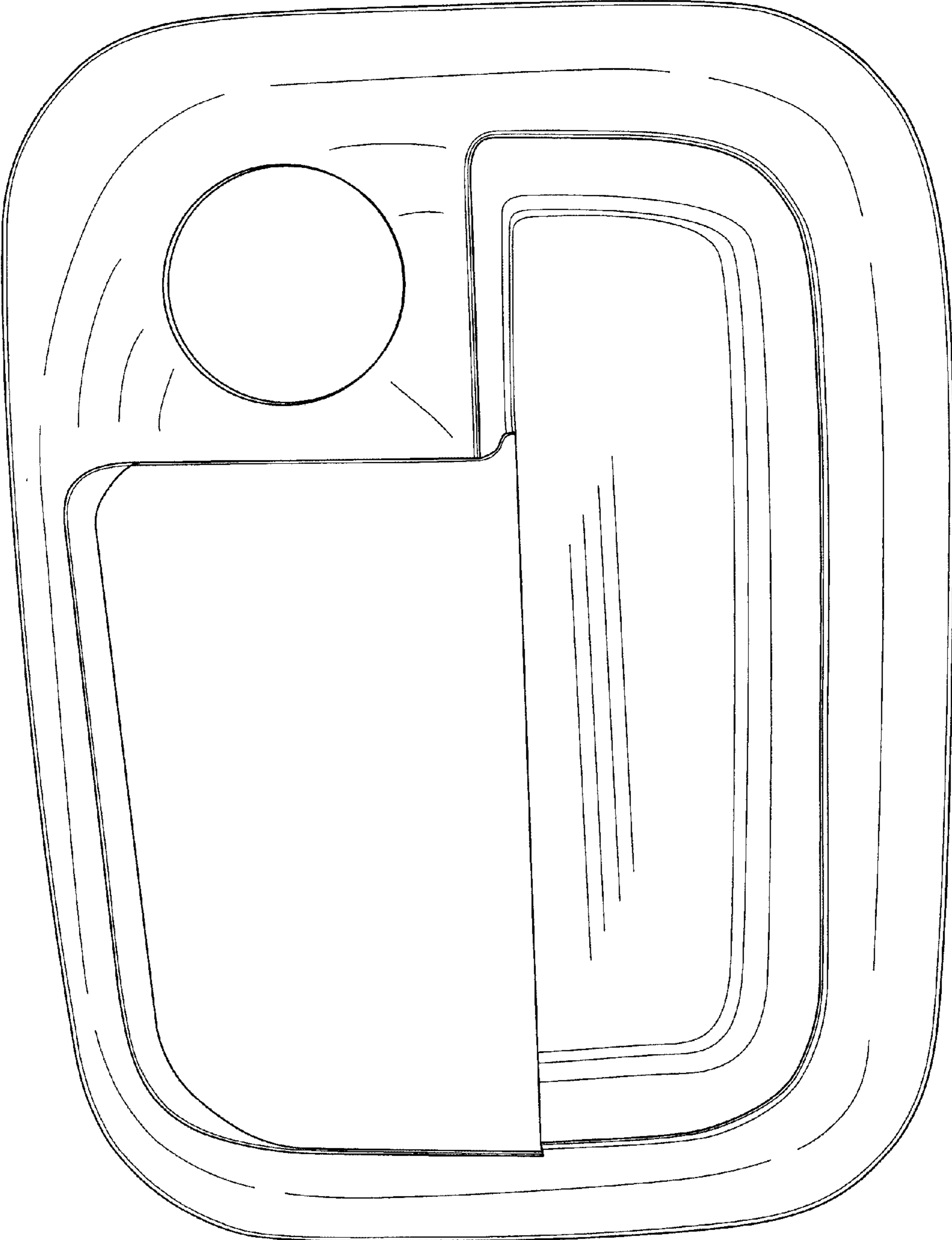


FIG. 1

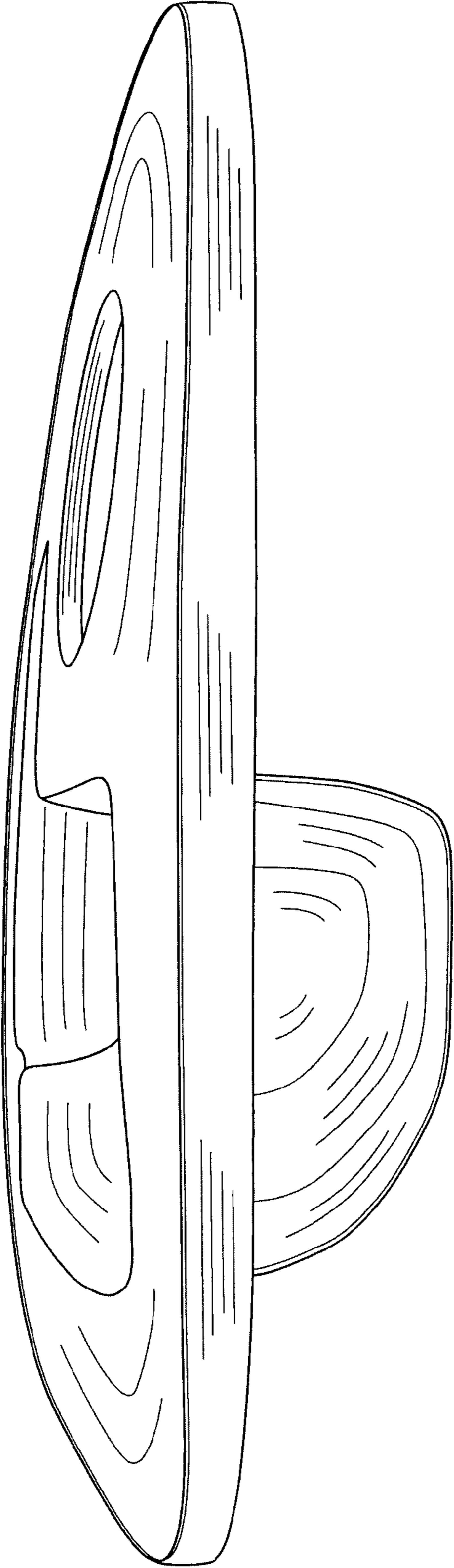


FIG 2

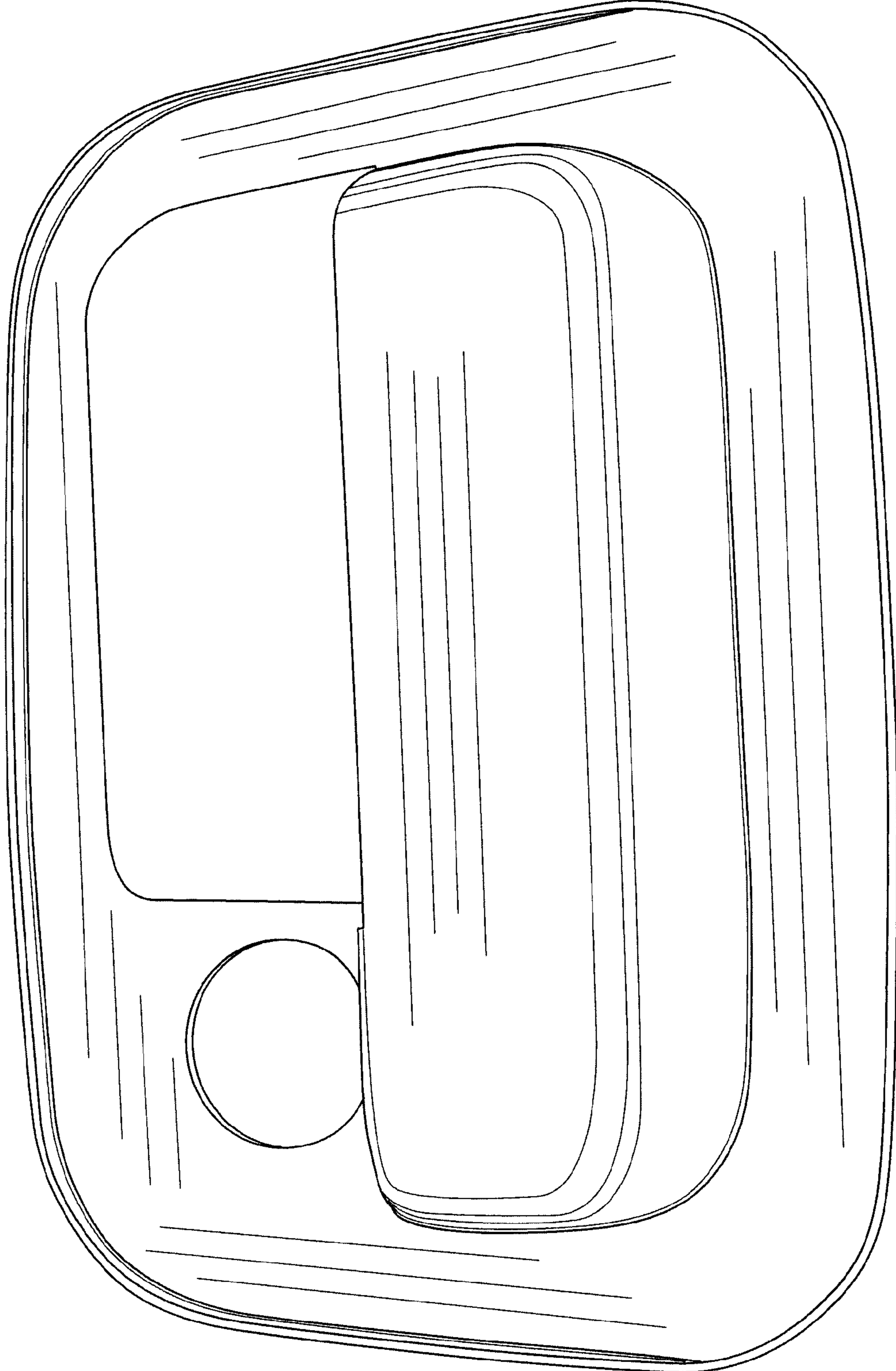


FIG. 3

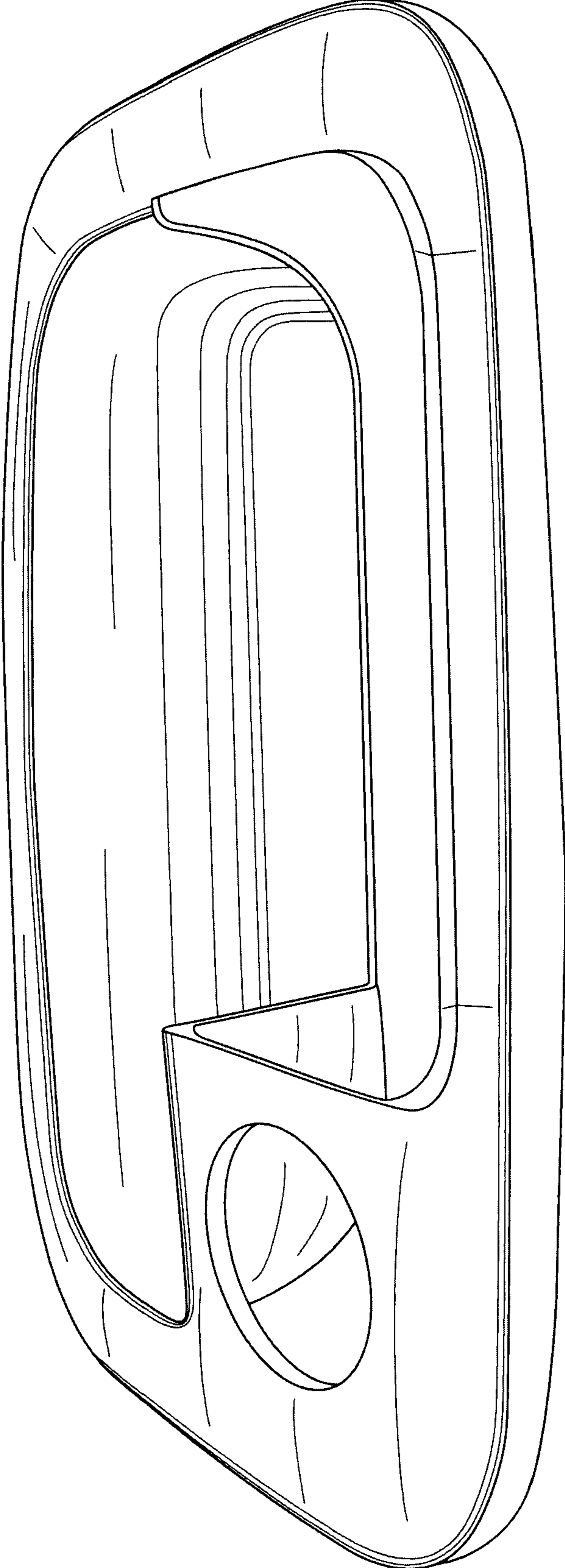


FIG. 4

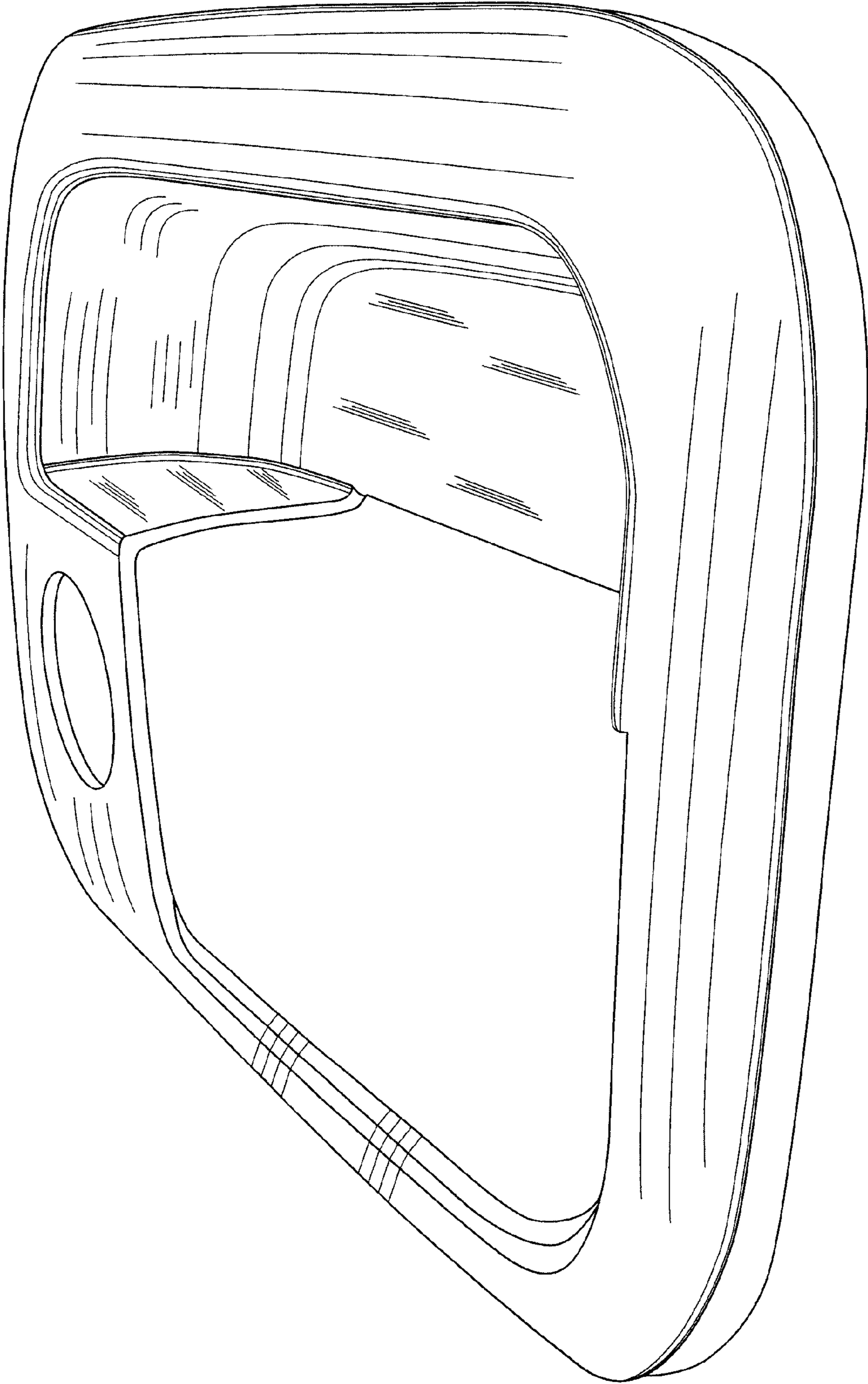


FIG. 5