

US00D514421S

(12) **United States Design Patent** (10) **Patent No.:** **US D514,421 S**
Mineau et al. (45) **Date of Patent:** **** Feb. 7, 2006**

(54) **HANDLE FOR HAND TOOL**

(75) Inventors: **Peggy J. Mineau**, Little Suamico, WI (US); **Robert Mineau**, 923 Upton La., Little Suamico, WI (US) 54141

(73) Assignee: **Robert Mineau**, Little Suamico, WI (US)

(**) Term: **14 Years**

(21) Appl. No.: **29/204,360**

(22) Filed: **Apr. 28, 2004**

(51) **LOC (8) Cl.** **06-04**

(52) **U.S. Cl.** **D8/107**; D7/401.2

(58) **Field of Classification Search** D8/107,
D8/DIG. 4, 303, 98, 75, 80, 83, 87, 300;
D22/118; D7/395, 649, 401.2; 30/340, 343,
30/344; 16/110.1, 431; 81/489, 427.5
See application file for complete search history.

(56) **References Cited**

U.S. PATENT DOCUMENTS

D442,028 S	*	5/2001	Chien	D7/401.2
D442,826 S	*	5/2001	Chien	D7/401.2
D452,129 S	*	12/2001	McCalla et al.	D8/107
D464,861 S	*	10/2002	Chen	D8/97
6,701,624 B1	*	3/2004	White	30/295

* cited by examiner

Primary Examiner—Pamela Burgess

(74) *Attorney, Agent, or Firm*—Ziolkowski Patent Solutions Group, SC

(57) **CLAIM**

The ornamental design for a handle for hand tool, as shown and described herein.

DESCRIPTION

FIG. 1 is a perspective view of a handle for hand tool in accordance with the present invention.

FIG. 2 is a side elevational view of the handle for hand tool of FIG. 1.

FIG. 3 is a top plan view of the handle for hand tool of FIG. 1.

FIG. 4 is a bottom plan view of the handle for hand tool of FIG. 1.

FIG. 5 is a front elevational view of the handle for hand tool of FIG. 1.

FIG. 6 is a rear elevational of the handle for hand tool of FIG. 1.

FIG. 7 is an additional perspective view of a handle for hand tool of FIG. 1; and,

FIG. 8 is an additional perspective view of a handle for hand tool of FIG. 1.

The broken lines shown in FIGS. 1, 5, 7 and 8 are for illustrative purposes only and form no part of the claimed design.

1 Claim, 3 Drawing Sheets

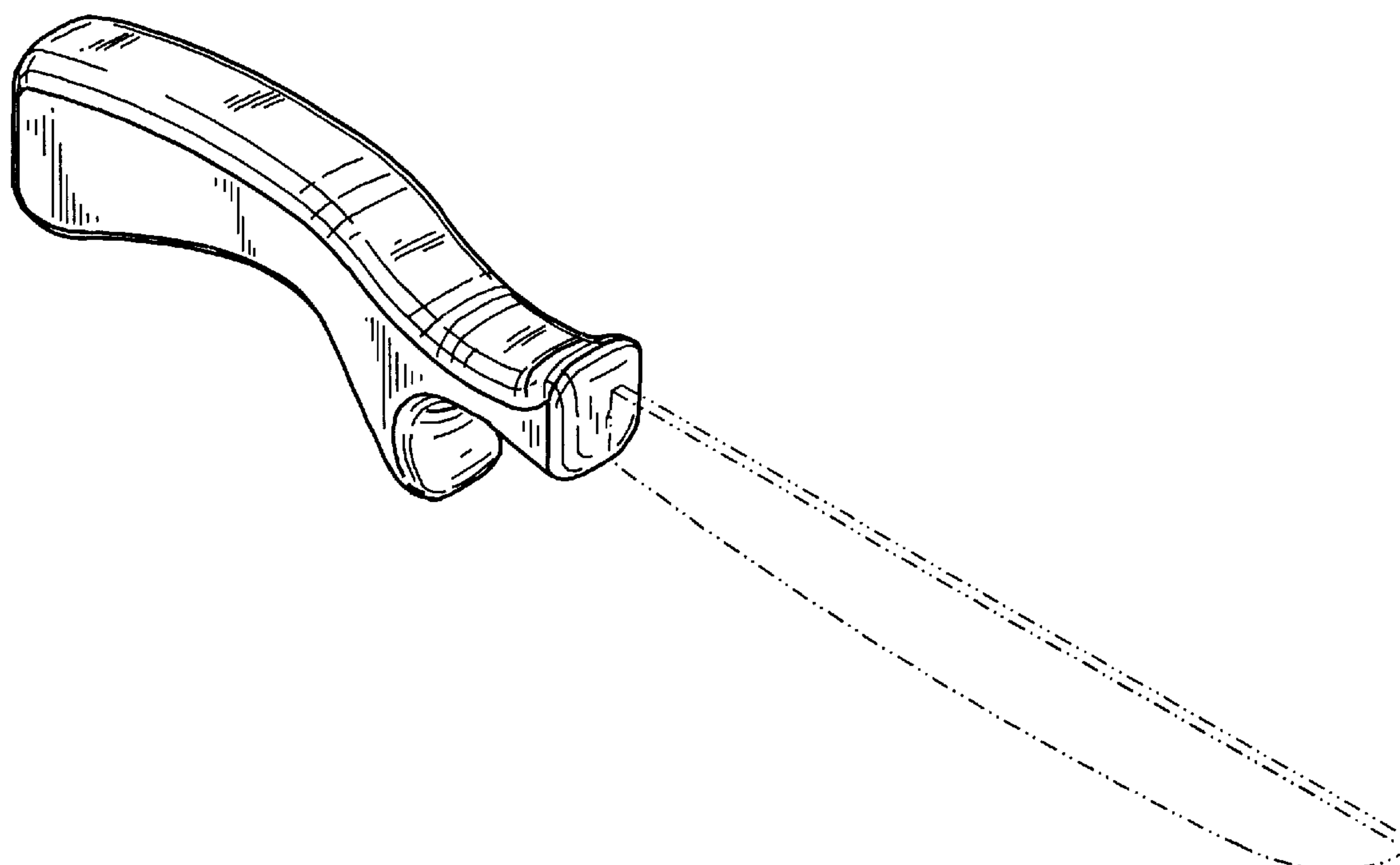


FIG. 1

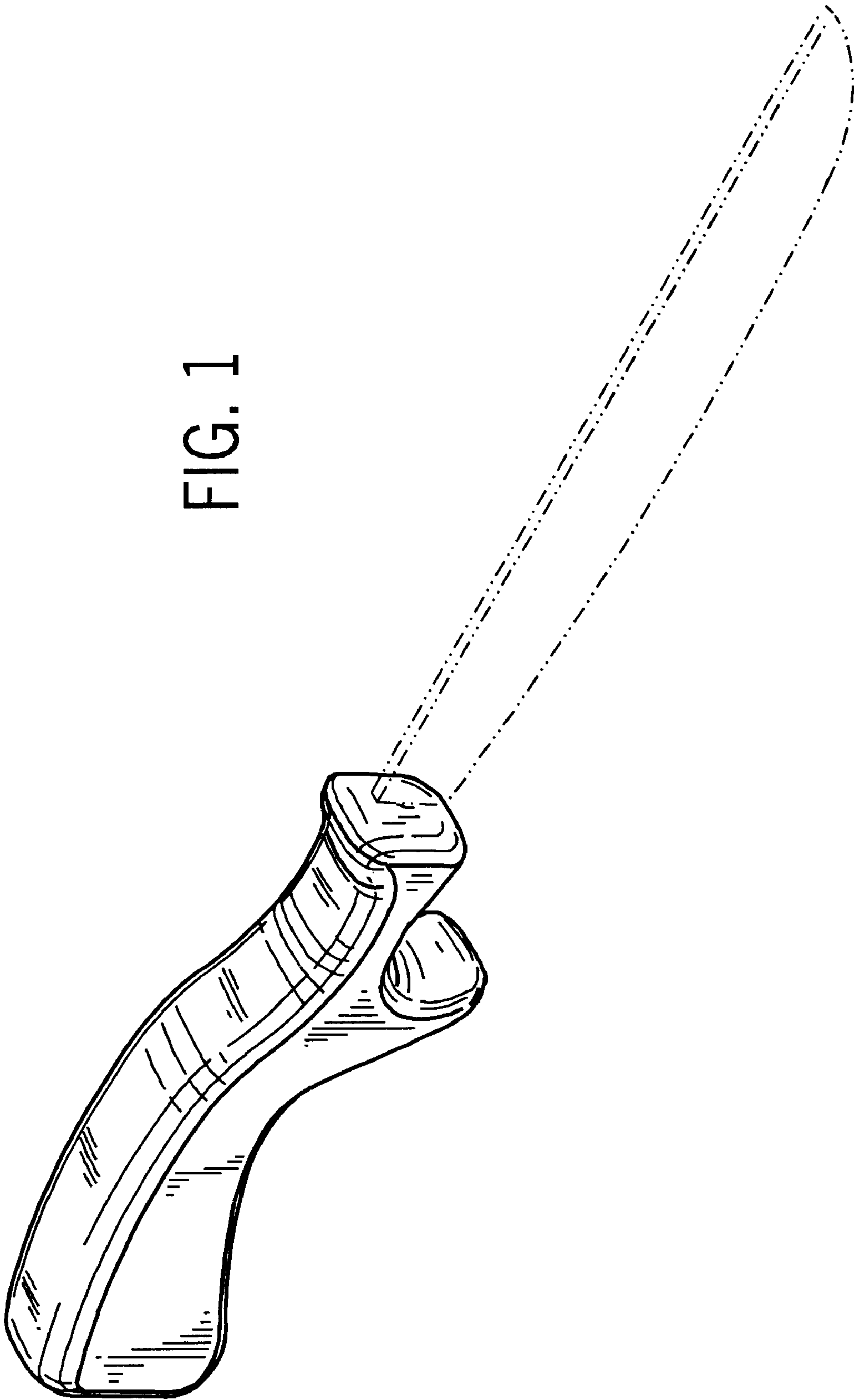


FIG. 2

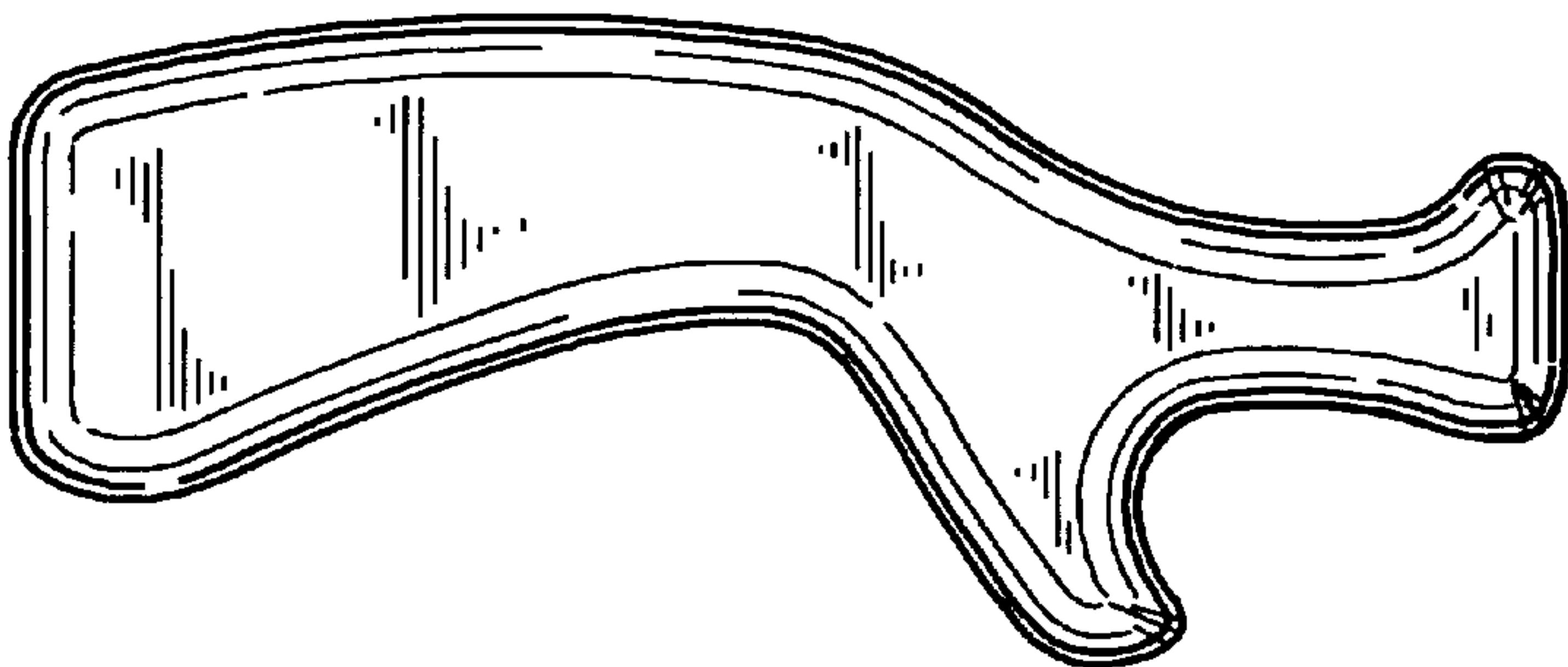


FIG. 3

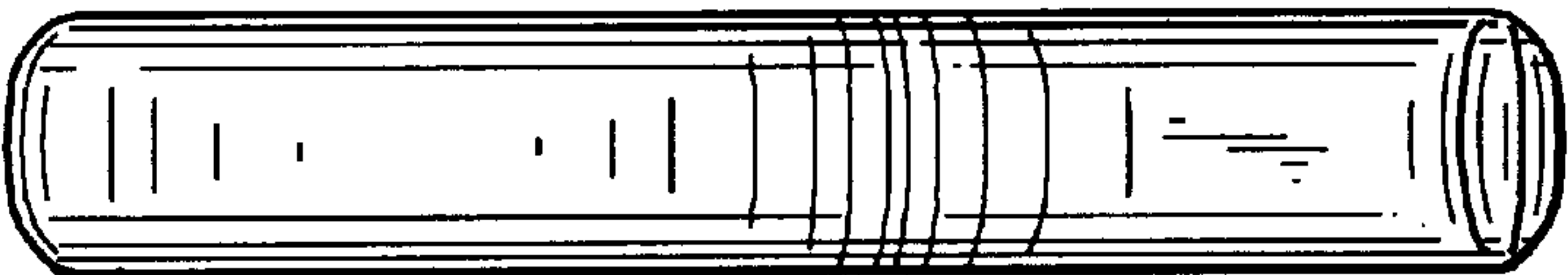


FIG. 4

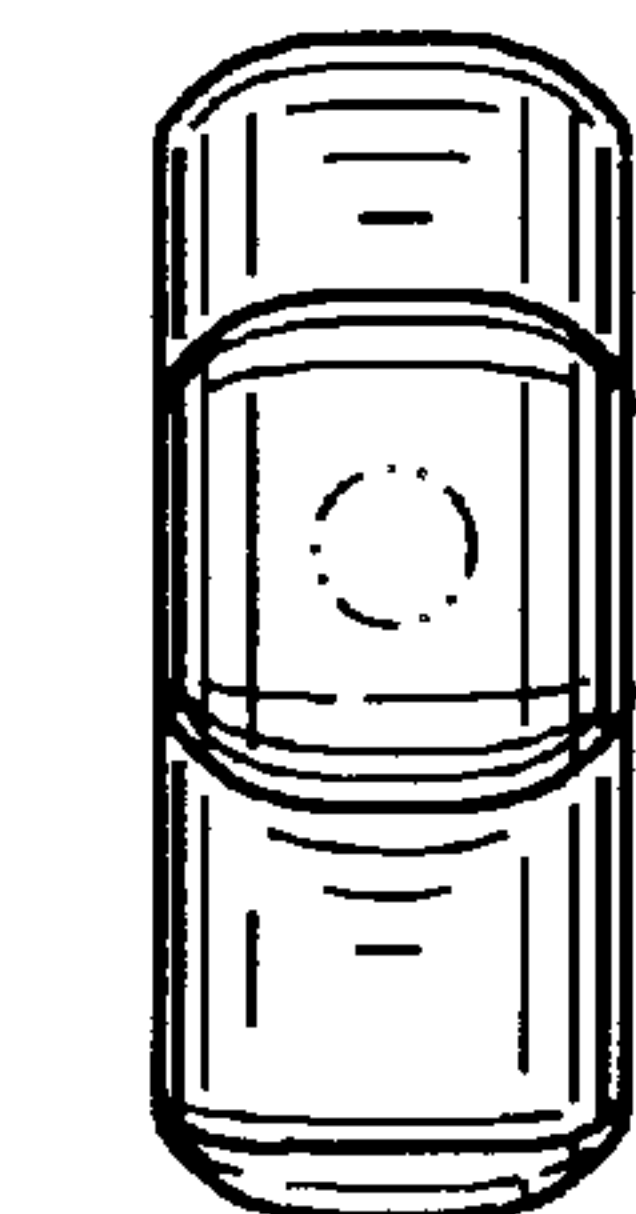
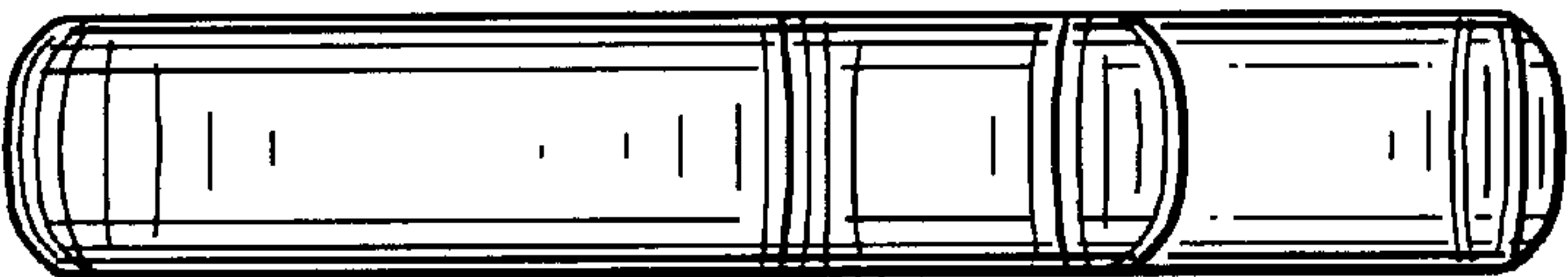


FIG. 5




FIG. 6

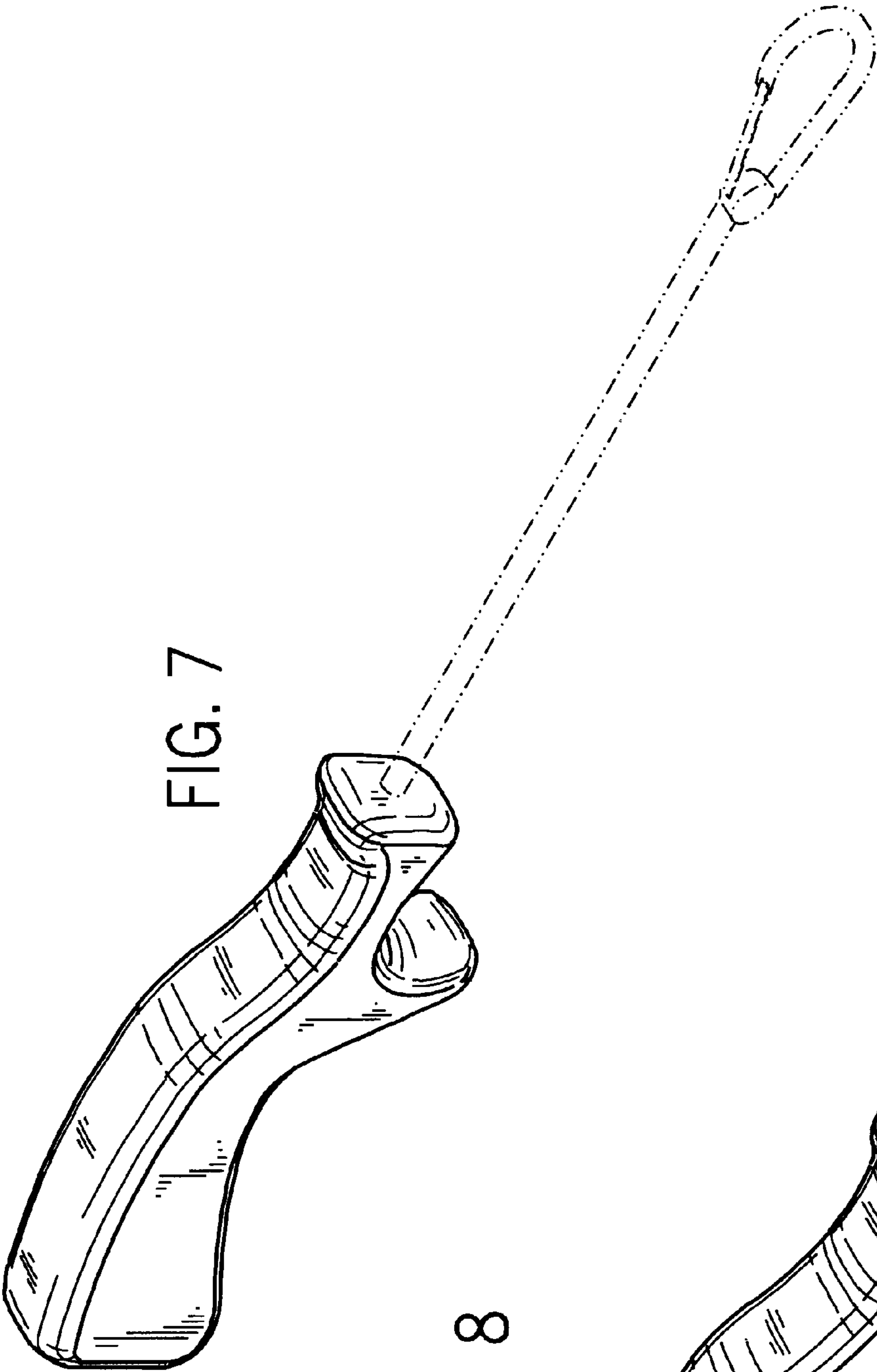
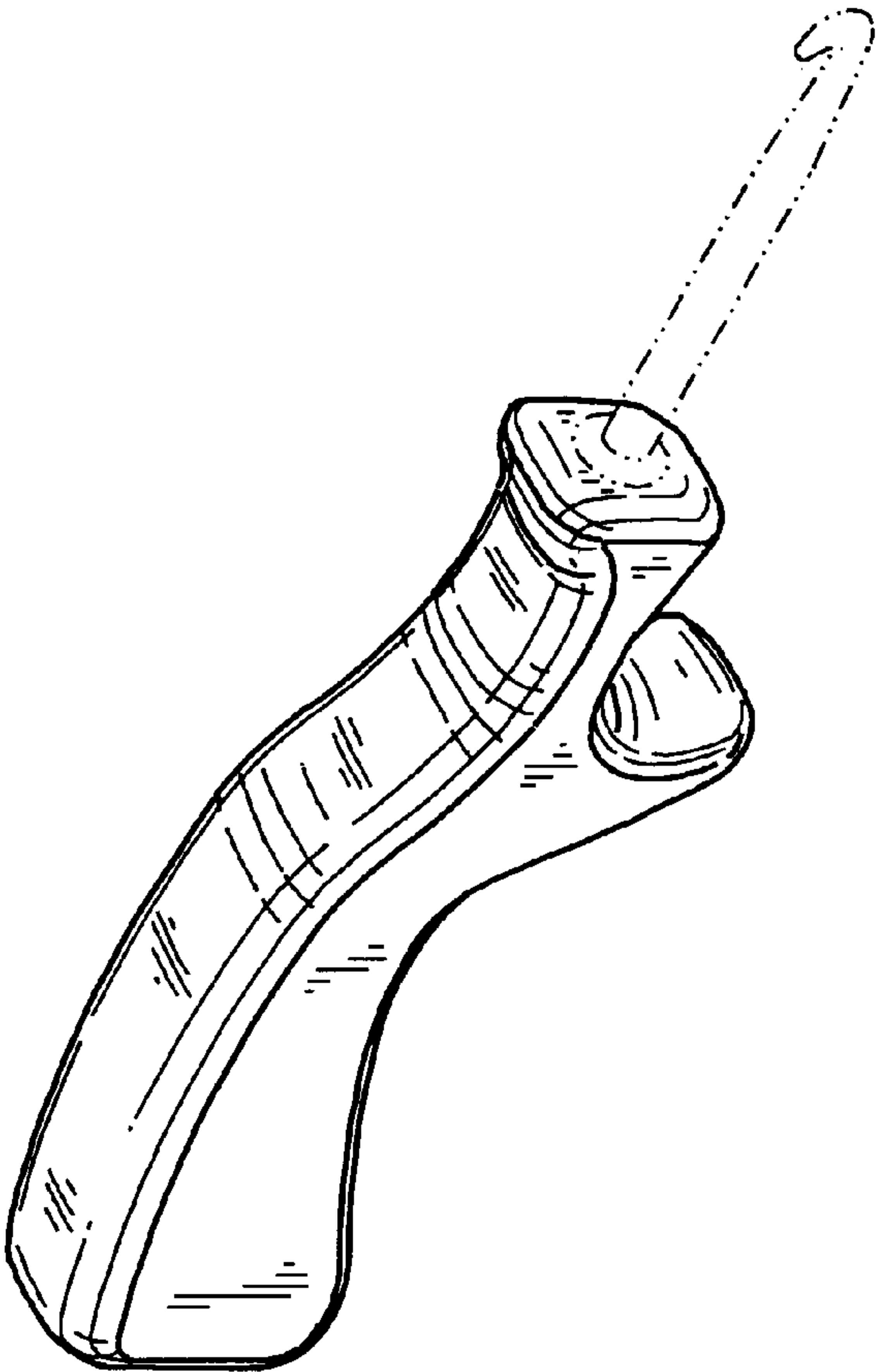


FIG. 8



UNITED STATES PATENT AND TRADEMARK OFFICE
CERTIFICATE OF CORRECTION

PATENT NO. : Des. 514,421 S
DATED : February 7, 2006
INVENTOR(S) : Mineau et al.

Page 1 of 1

It is certified that error appears in the above-identified patent and that said Letters Patent is hereby corrected as shown below:

Title page,


Item [75], Inventors, delete “923 Upton La.” and “54141”.

Item [57], **DESCRIPTION,**

Line 13, FIG. 7, delete “and,” and insert -- and --.

Signed and Sealed this

Eleventh Day of April, 2006

A handwritten signature in black ink on a light gray dotted background. The signature reads "Jon W. Dudas" in a cursive, stylized script. The "J" is large and loops around the "on". The "W" is written with two distinct peaks. The "D" is large and loops around the "udas".

JON W. DUDAS

Director of the United States Patent and Trademark Office