



US00D514418S

(12) **United States Design Patent** (10) **Patent No.:** **US D514,418 S**  
**Critelli et al.** (45) **Date of Patent:** **\*\* Feb. 7, 2006**

(54) **HACKSAW FRAME**

(75) Inventors: **James M. Critelli**, Fuquay-Varina, NC (US); **Stephen E. Donelson**, Raleigh, NC (US)

(73) Assignee: **Cooper Brands, Inc.**, Houston, TX (US)

(\*\*) Term: **14 Years**

(21) Appl. No.: **29/203,985**

(22) Filed: **Apr. 22, 2004**

(51) **LOC (8) Cl.** ..... **08-03**

(52) **U.S. Cl.** ..... **D8/97; D8/96**

(58) **Field of Classification Search** ..... D8/95, D8/96, 97, 98, 99, 107; 30/511, 512, 513, 30/514, 515, 516, 517, 522, 509

See application file for complete search history.

(56) **References Cited**

**U.S. PATENT DOCUMENTS**

766,077 A	7/1904	Tilden
1,028,230 A	6/1912	Leonard
1,080,365 A	12/1913	O'Neill et al.

(Continued)

*Primary Examiner*—Philip S. Hyder

(74) *Attorney, Agent, or Firm*—Coats & Bennett, P.L.L.C.

(57) **CLAIM**

The ornamental design for a hacksaw frame, as shown and described.

**DESCRIPTION**

FIG. 1 shows a left side view of a first embodiment of a hacksaw frame according to the present invention.

FIG. 2 shows a right side view of the hacksaw frame embodiment of FIG. 1.

FIG. 3 shows a top view of the hacksaw frame embodiment of FIG. 1.

FIG. 4 shows a bottom view of the hacksaw frame embodiment of FIG. 1.

FIG. 5 shows a front view of the hacksaw frame embodiment of FIG. 1.

FIG. 6 shows a rear view of the hacksaw frame embodiment of FIG. 1.

FIG. 7 shows a left side view of a second embodiment of a hacksaw frame according to the present invention with potential saw blade positions shown in phantom lines.

FIG. 8 shows a right side view of the hacksaw frame embodiment of FIG. 7.

FIG. 9 shows a top view of the hacksaw frame embodiment of FIG. 7.

FIG. 10 shows a bottom view of the hacksaw frame embodiment of FIG. 7.

FIG. 11 shows a front view of the hacksaw frame embodiment of FIG. 7.

FIG. 12 shows a rear view of the hacksaw frame embodiment of FIG. 7.

FIG. 13 shows a left side view of a third embodiment of a hacksaw frame according to the present invention with potential saw blade positions shown in phantom lines.

FIG. 14 shows a right side view of the hacksaw frame embodiment of FIG. 13.

FIG. 15 shows a top view of the hacksaw frame embodiment of FIG. 13.

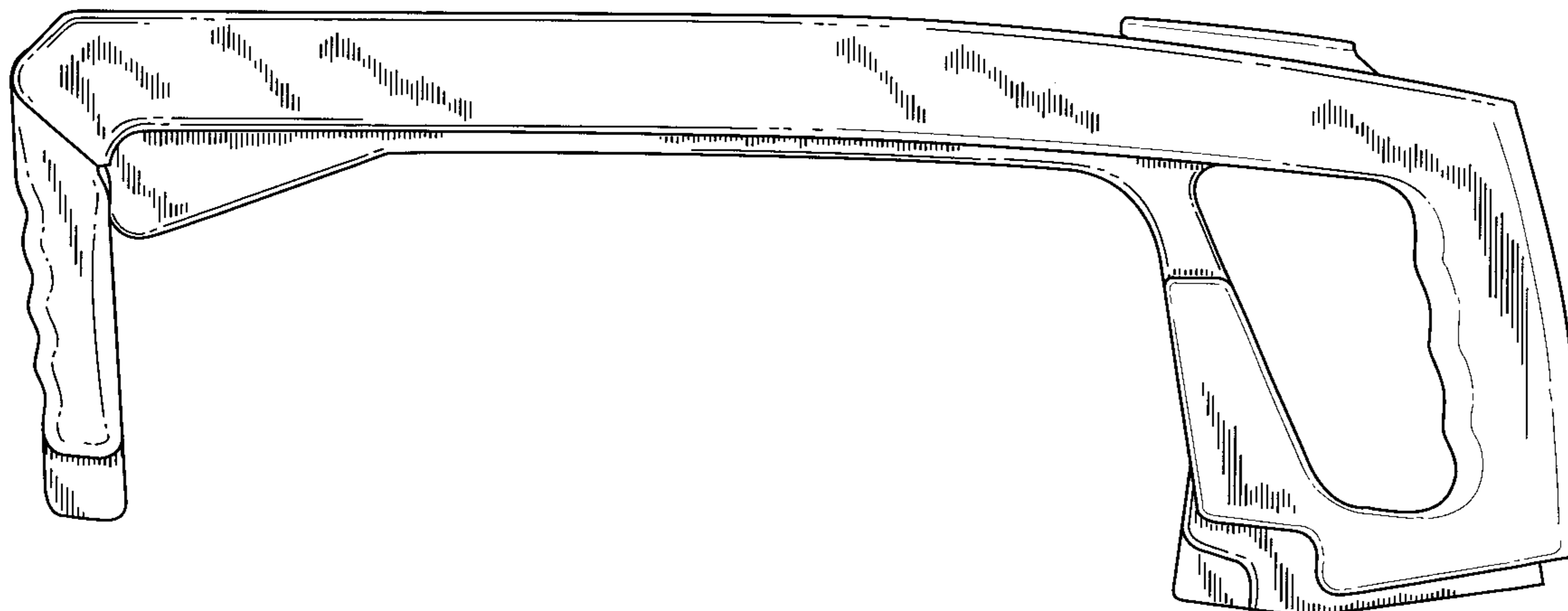
FIG. 16 shows a bottom view of the hacksaw frame embodiment of FIG. 13.

FIG. 17 shows a front view of the hacksaw frame embodiment of FIG. 13; and,

FIG. 18 shows a rear view of the hacksaw frame embodiment of FIG. 13.

Throughout the Figures, aspects shown in broken lines are not considered a portion of the claimed ornamental design.

**1 Claim, 12 Drawing Sheets**



# US D514,418 S

## U.S. PATENT DOCUMENTS

1,187,460 A	6/1916	Jull	D333,250 S	2/1993	Cicccone et al.
1,197,430 A	9/1916	Barnes et al.	5,388,333 A	2/1995	Chen et al.
1,206,638 A	11/1916	Wren	D359,436 S	6/1995	Weimann
1,245,345 A	11/1917	Howell	D363,888 S	11/1995	Williamson
1,394,174 A	10/1921	Ireland et al.	5,471,752 A	12/1995	Koetsch
1,517,827 A	12/1924	De Grado	D370,610 S	6/1996	Neyton
1,522,598 A	1/1925	Smith	5,590,473 A	1/1997	Wang
1,565,861 A	12/1925	McIntire	D379,292 S	5/1997	Schaffer et al.
1,695,231 A	12/1928	Egan	5,661,908 A	9/1997	Chen
2,173,365 A	9/1939	Kessler	5,673,488 A	10/1997	Grayo
2,514,880 A	7/1950	Leatherman	5,678,315 A	10/1997	Hartzell
2,580,896 A	1/1952	Dohner	5,706,585 A	1/1998	Wang
2,604,130 A	7/1952	Derby	5,768,788 A	6/1998	Arnold
2,658,541 A	11/1953	Heuneman	5,826,344 A	10/1998	Phelon et al.
2,662,567 A	12/1953	La Roche	D403,224 S	12/1998	Martin et al.
D174,993 S	6/1955	Lindsay	D406,035 S	2/1999	Erisoty et al.
2,767,751 A	10/1956	Sioblom	5,873,170 A	2/1999	Stanley
2,782,821 A	2/1957	Gunnerson	D409,892 S	5/1999	Juhlin
3,327,748 A	6/1967	Reuterfors	5,911,481 A	6/1999	Yost
3,636,997 A	1/1972	Keymer	D426,445 S	6/2000	Hausler
3,822,731 A	7/1974	Keymer	6,070,330 A	6/2000	Phelon et al.
D240,009 S	* 5/1976	Breger ..... D8/96	6,079,109 A	6/2000	Ranieri
D245,754 S	9/1977	Breger	D428,321 S	7/2000	Ranieri
4,349,059 A	9/1982	Hepworth et al.	6,098,294 A	8/2000	Lemos
4,367,779 A	1/1983	Ewig	6,134,791 A	10/2000	Huang
4,466,471 A	8/1984	Thomson	6,158,131 A	12/2000	Costanzo et al.
4,630,373 A	12/1986	Staurseth	D436,824 S	1/2001	Douglas et al.
4,680,863 A	7/1987	Duffy	6,230,412 B1	5/2001	Lin
4,827,619 A	5/1989	Alm	6,266,887 B1	7/2001	Owens et al.
4,835,869 A	6/1989	Waldherr	6,298,564 B1	10/2001	Voser et al.
D305,296 S	1/1990	Nelson	D450,555 S	11/2001	Juhlin
5,023,996 A	6/1991	Pape et al.	D455,628 S	4/2002	Douglas
D318,006 S	7/1991	Wanner et al.	6,457,244 B1	10/2002	Huang
5,044,083 A	9/1991	DeCarolis et al.	D472,445 S	4/2003	Juhlin et al.
D321,119 S	10/1991	Cicccone et al.	D473,445 S	4/2003	Snider
5,063,675 A	11/1991	Michas et al.	D475,600 S	6/2003	Huang
D322,020 S	12/1991	Grachan	6,578,268 B2	6/2003	Hawketts
D325,506 S	4/1992	Michas et al.	D477,981 S	8/2003	Snider
5,111,583 A	5/1992	Martinez Alcalá	6,606,795 B2	8/2003	Erisoty et al.
D333,249 S	2/1993	Cicccone et al.	2003/0196339 A1	10/2003	Snider

\* cited by examiner

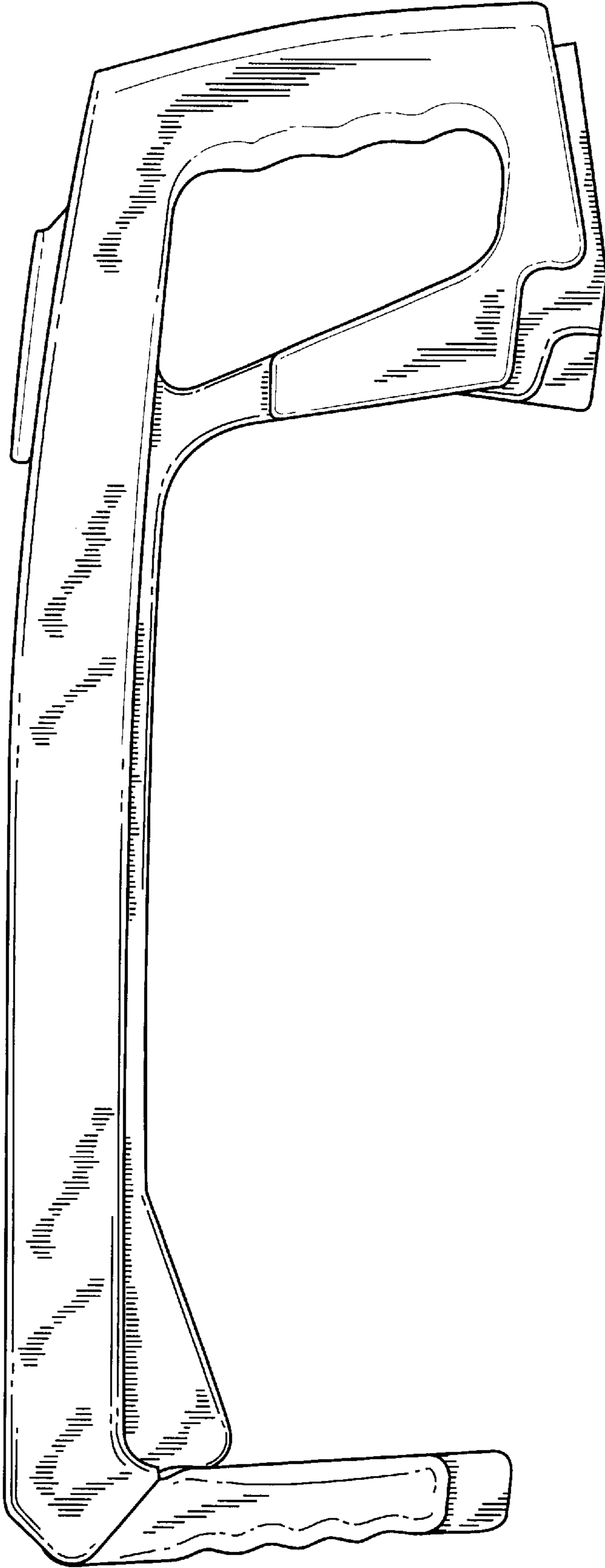


FIG. 1

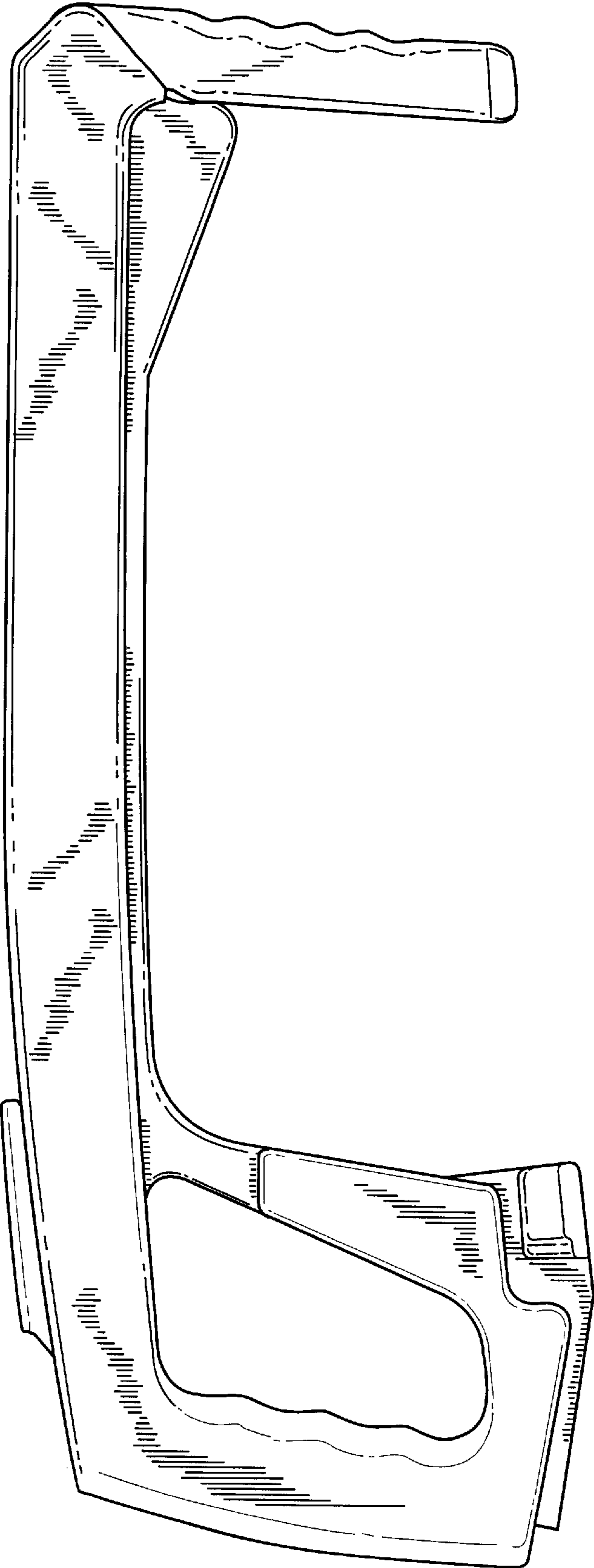


FIG. 2

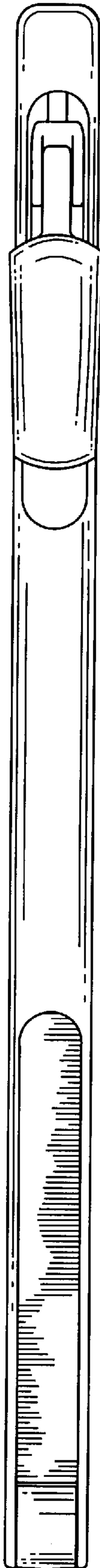


FIG. 3




FIG. 4



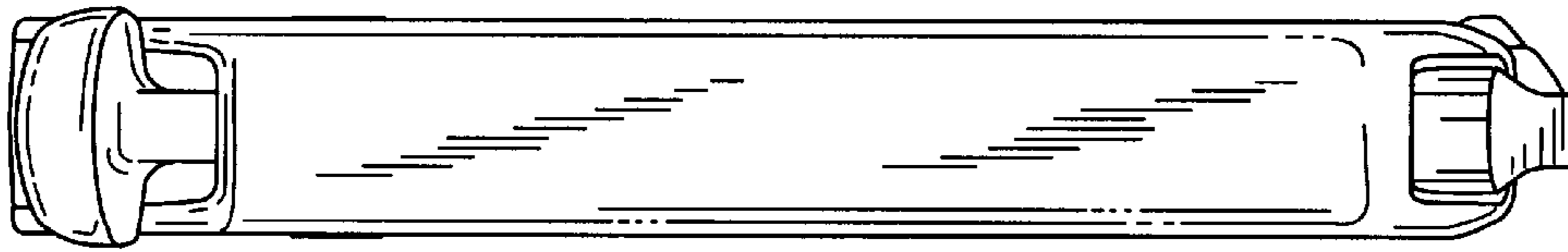


FIG. 6

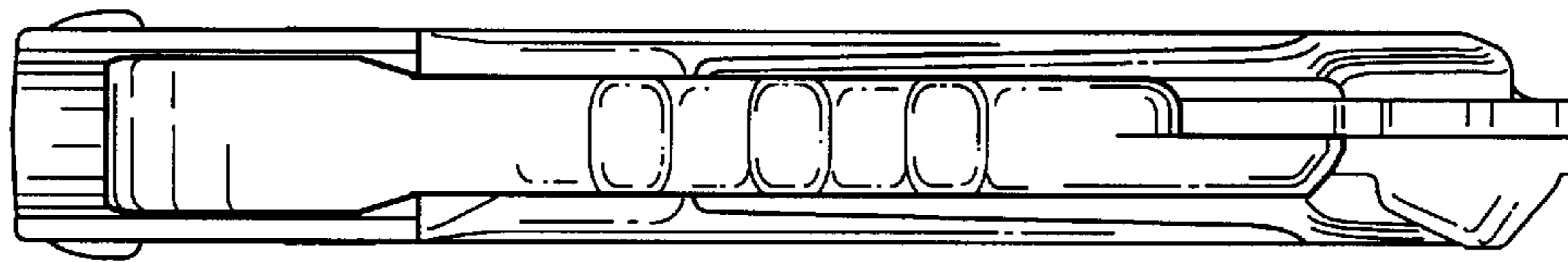


FIG. 5

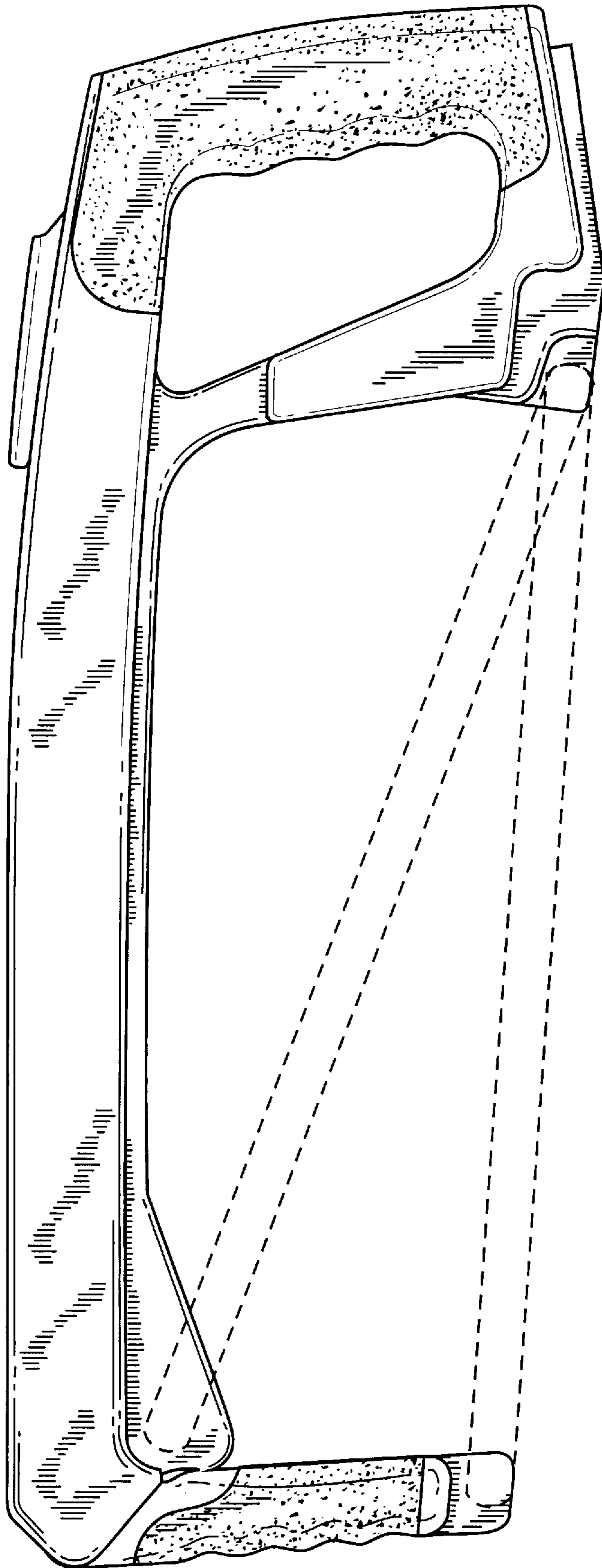


FIG. 7

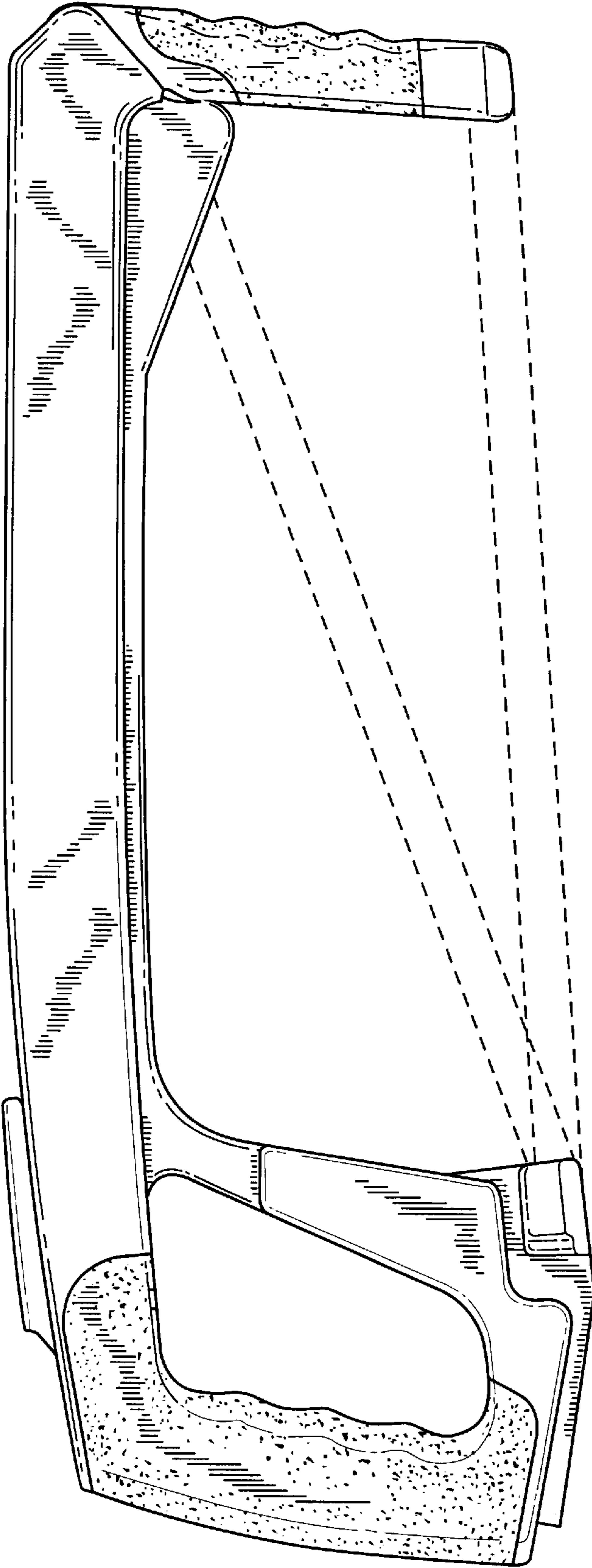
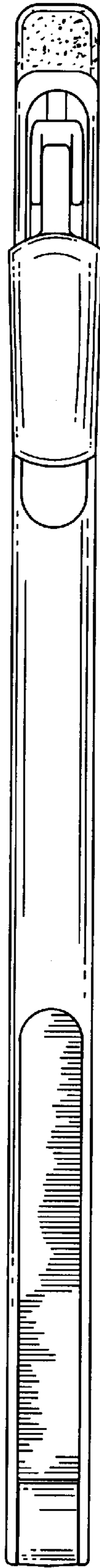



FIG. 8





**FIG. 9**



**FIG. 10**



FIG. 12

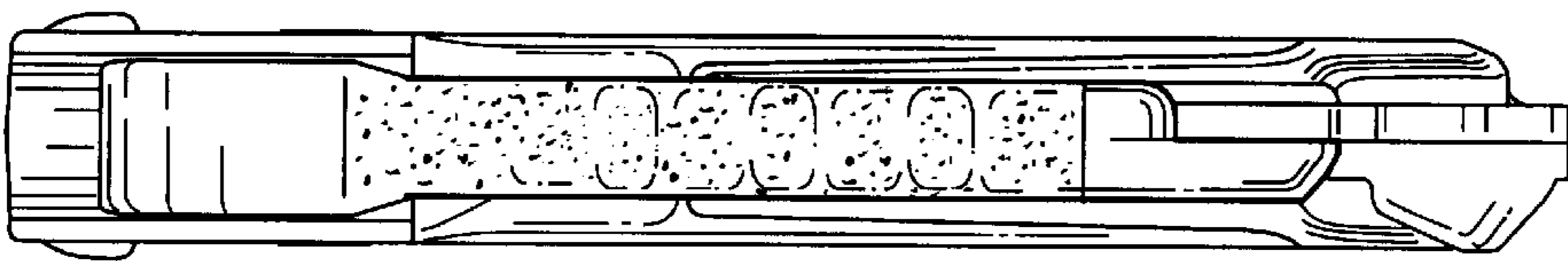


FIG. 11

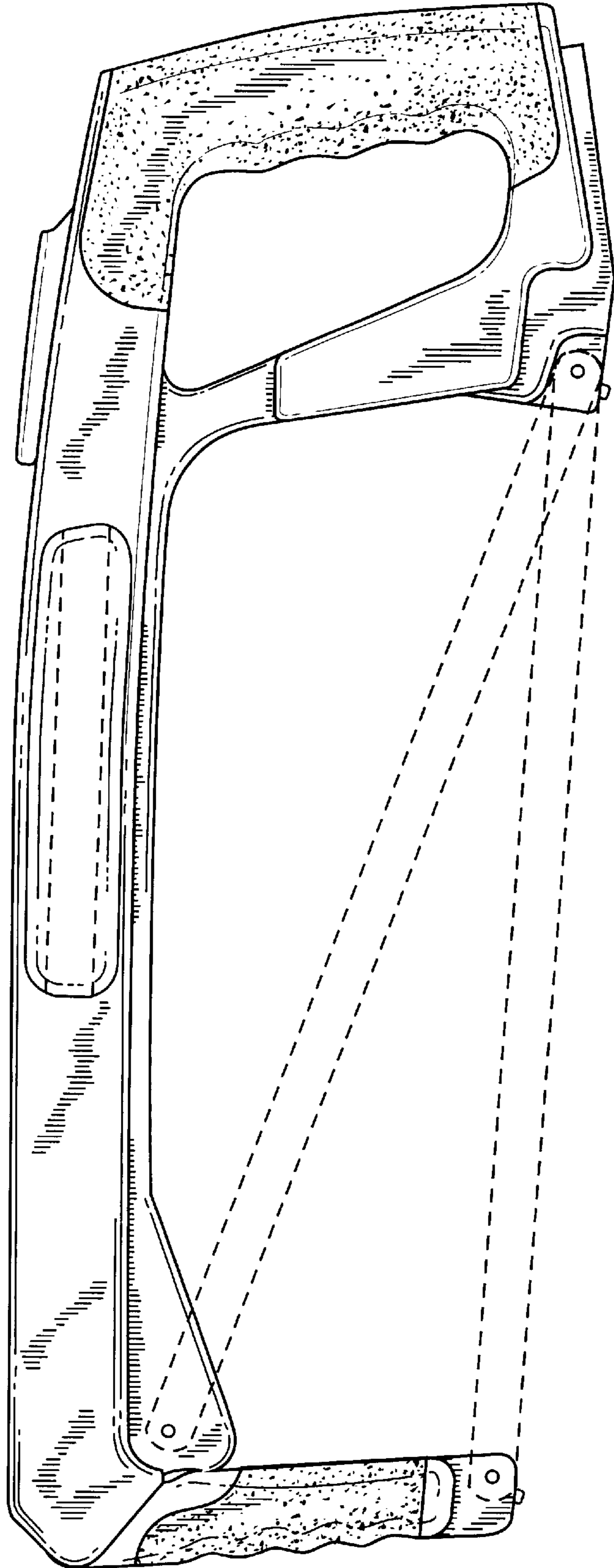


FIG. 13

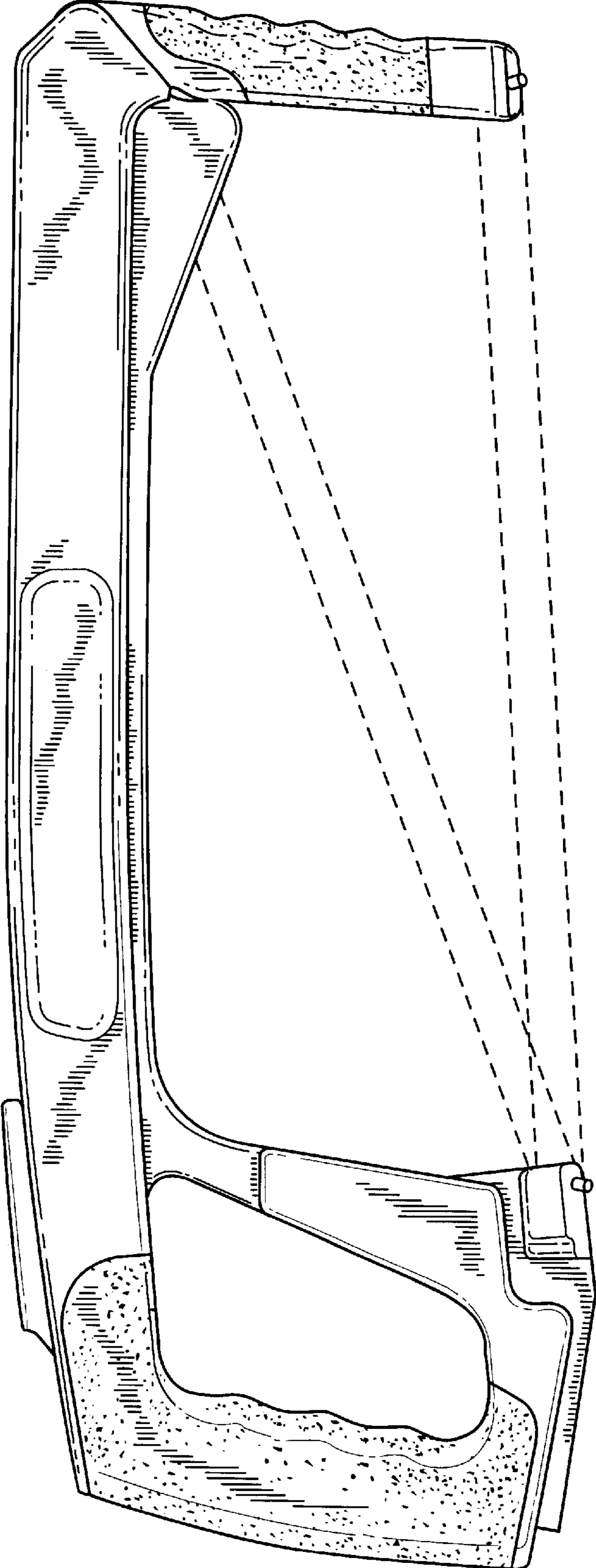
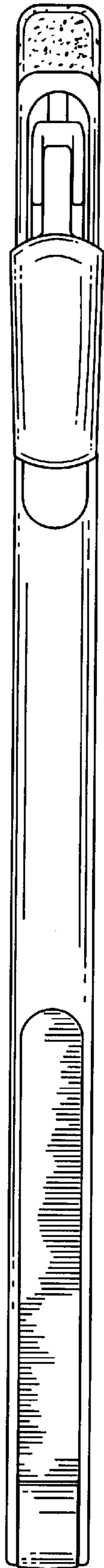
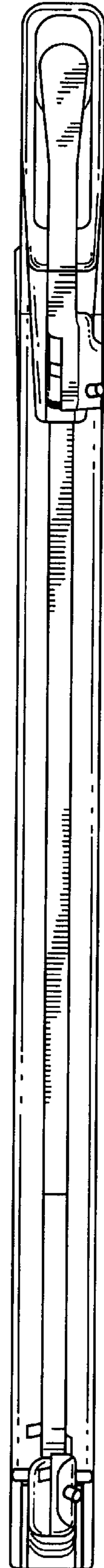


FIG. 14



**FIG. 15**



**FIG. 16**



FIG. 18




FIG. 17