



US00D514417S

(12) **United States Design Patent** (10) **Patent No.:** **US D514,417 S**  
**Watson et al.** (45) **Date of Patent:** **\*\* Feb. 7, 2006**

(54) **CHUCK**

(75) Inventors: **James B. Watson**, Fallston, MD (US);  
**Kathy E. DiPasquale**, Baltimore, MD (US)

(73) Assignee: **Black & Decker Inc.**, Newark, DE (US)

(\*\*) Term: **14 Years**

(21) Appl. No.: **29/203,246**

(22) Filed: **Apr. 12, 2004**

(51) **LOC (8) Cl.** ..... **08-05**

(52) **U.S. Cl.** ..... **D8/70; D15/140**

(58) **Field of Classification Search** ..... D8/61,  
D8/62, 63, 64, 65, 66, 67, 68, 69, 70; D15/138,  
D15/139, 140; 279/60, 61, 62, 63, 64, 65,  
279/66, 157, 901, 902; 408/56, 240  
See application file for complete search history.

D413,340 S 8/1999 Gaddis  
D416,461 S 11/1999 Long  
D421,615 S 3/2000 Argo et al.  
D423,527 S \* 4/2000 Sakamaki ..... D15/140  
D426,442 S 6/2000 Long  
D427,216 S 6/2000 Miles et al.  
D433,909 S 11/2000 Long  
D434,629 S 12/2000 Long  
D436,511 S \* 1/2001 Hayakawa et al. .... D8/68  
D461,696 S 8/2002 Chunn et al.  
D461,697 S 8/2002 Chunn et al.  
D462,249 S 9/2002 Chunn et al.  
D469,325 S 1/2003 Carroll  
D472,443 S 4/2003 Chunn et al.  
D473,120 S 4/2003 Lind et al.  
D475,596 S \* 6/2003 Ozawa et al. .... D8/68  
D485,738 S \* 1/2004 Pretzell ..... D8/69  
D501,384 S \* 2/2005 Wright et al. .... D8/68

\* cited by examiner

*Primary Examiner*—Gary D. Watson  
*Assistant Examiner*—T. Chase Nelson  
(74) *Attorney, Agent, or Firm*—Michael P. Leary; Charles F. Yocum; Adan Ayala

(56) **References Cited**  
**U.S. PATENT DOCUMENTS**

1,979,652 A 11/1934 Taylor  
5,145,193 A 9/1992 Rohm  
D359,217 S \* 6/1995 Owens et al. .... D8/70  
D359,432 S 6/1995 Owens  
5,476,273 A \* 12/1995 Shadeck et al. .... 279/60  
D366,052 S 1/1996 Barton et al.  
5,531,461 A \* 7/1996 Huff et al. .... 279/62  
5,553,873 A 9/1996 Salpaka et al.  
D386,193 S 11/1997 Steadings  
D386,662 S \* 11/1997 Tozawa et al. .... D8/68  
5,709,392 A 1/1998 Barton et al.  
D396,177 S \* 7/1998 Schultz ..... D8/68  
D402,675 S 12/1998 Long  
D402,871 S \* 12/1998 Clowers et al. .... D8/68

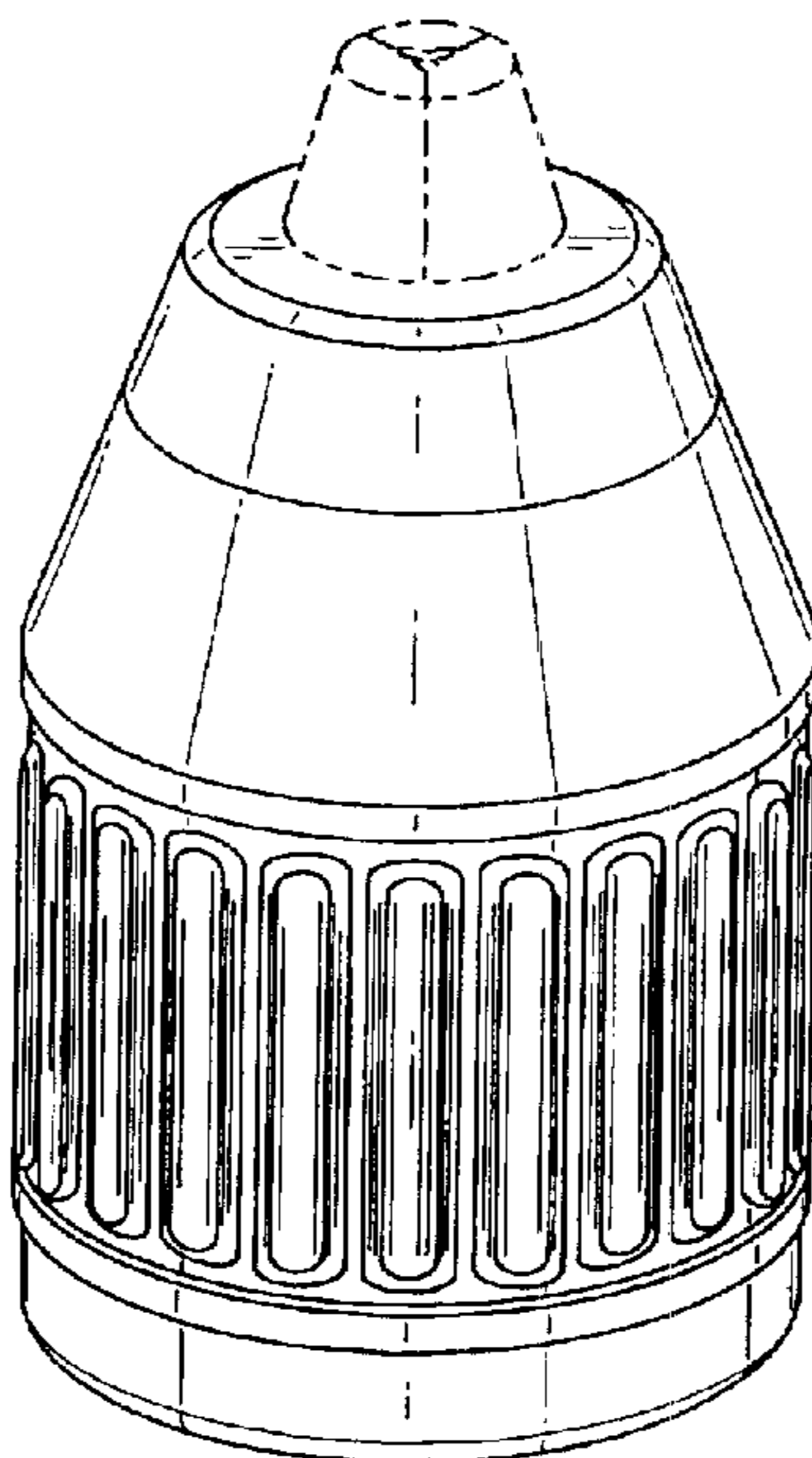
(57) **CLAIM**

The ornamental design for a chuck, as shown and described.

**DESCRIPTION**

FIG. 1 is a perspective view of a chuck showing my new design.  
FIG. 2 is a right side view of a chuck according to FIG. 1, the left side view being identical to the right side view.  
FIG. 3 is a top view of a chuck according to FIG. 1; and, FIG. 4 is a bottom view of a chuck according to FIG. 1.  
The broken lines and the areas within the broken lines form no part of the claimed ornamental design.

**1 Claim, 3 Drawing Sheets**



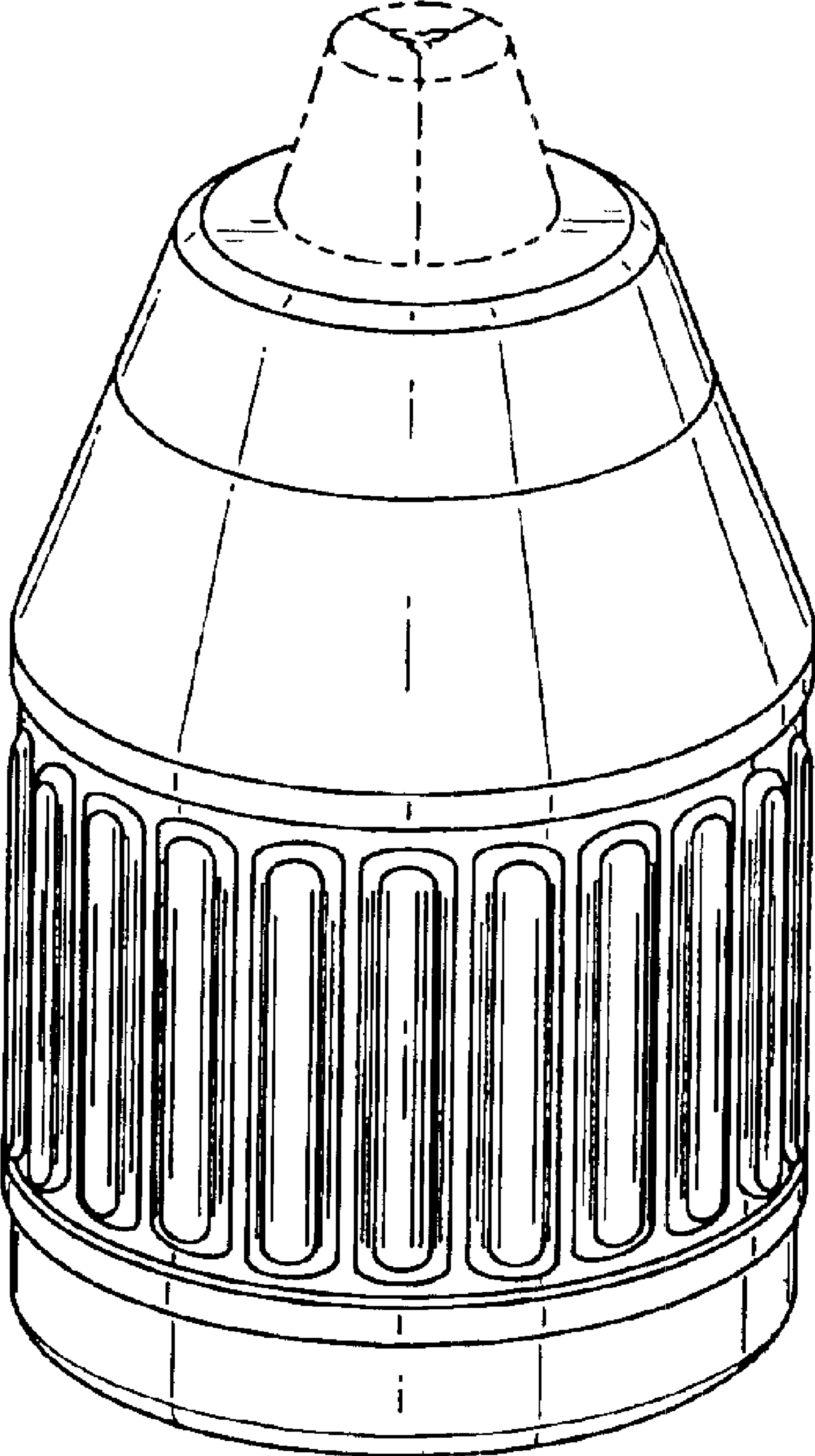


FIG. 1

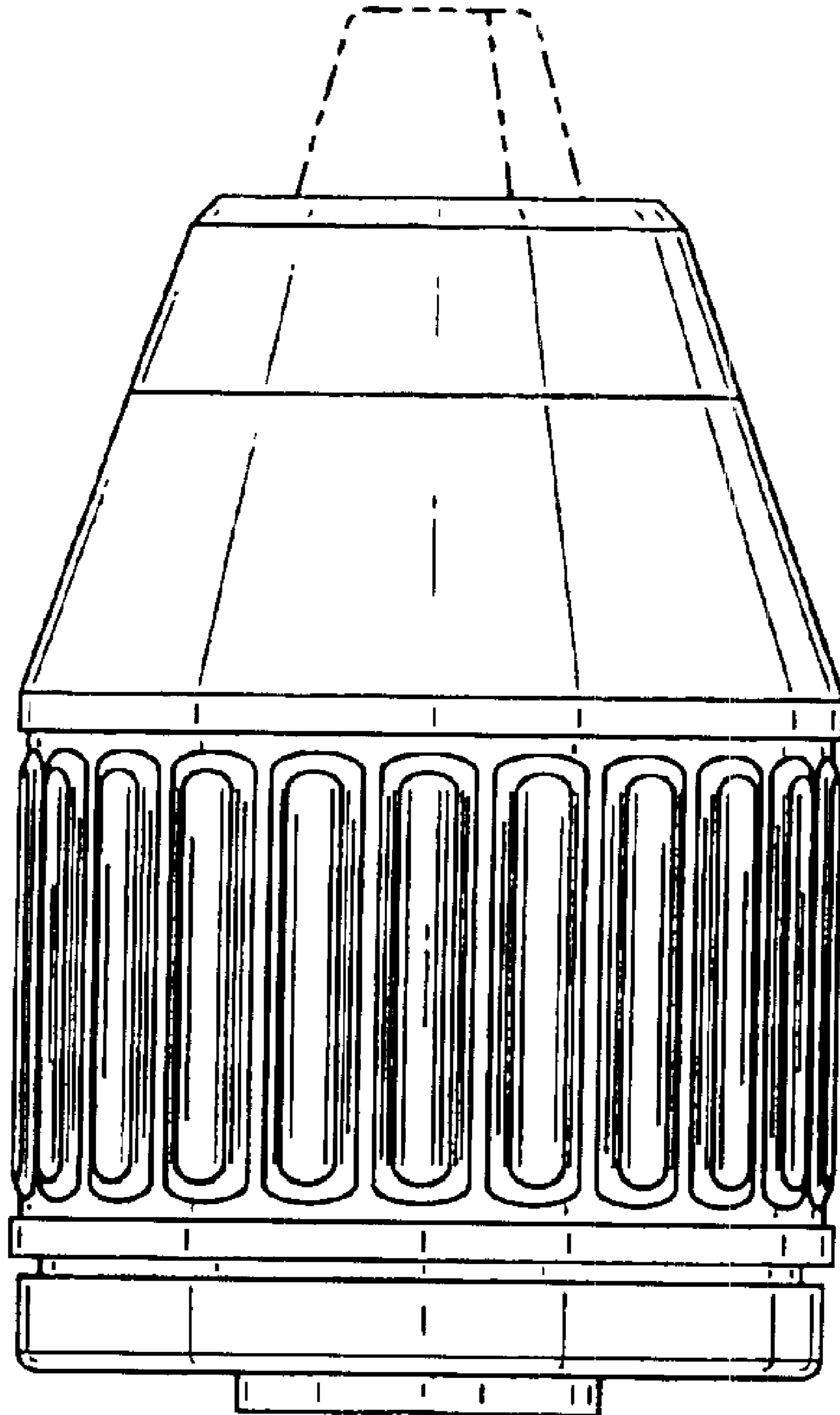


FIG. 2

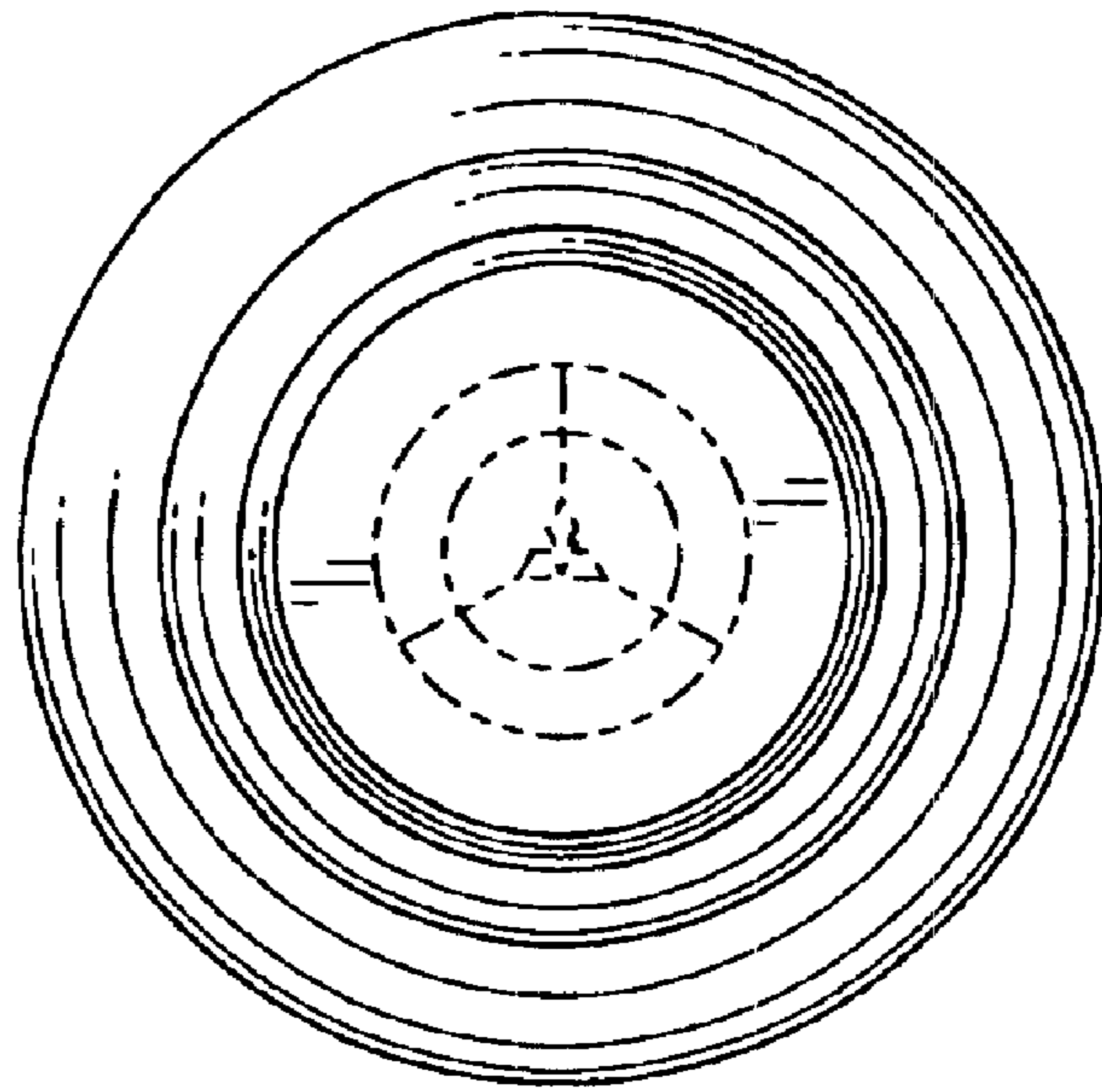


FIG. 3

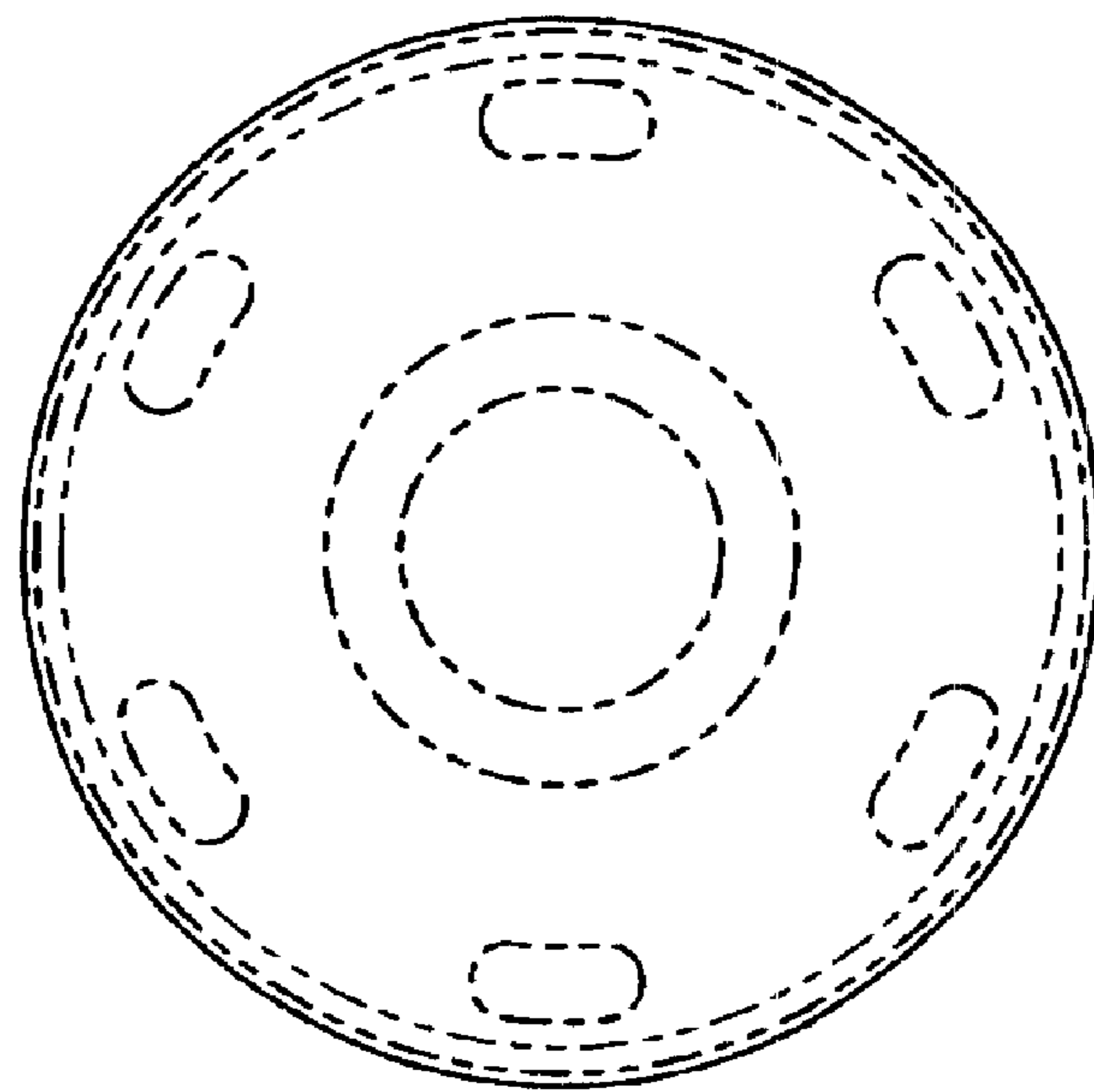


FIG. 4