



US00D514407S

(12) **United States Design Patent**  
**Lin**

(10) **Patent No.:** **US D514,407 S**  
(45) **Date of Patent:** **\*\* Feb. 7, 2006**

(54) **SOLDERING IRON**  
(76) **Inventor:** **Arlo Lin**, Akara Building, 24 De Castro Street, Wickhams Cay I, Road Town, Tortola (VG)

D330,998 S \* 11/1992 Watmore et al. .... D8/30  
D330,999 S \* 11/1992 Watmore et al. .... D8/30  
5,683,603 A \* 11/1997 Fortune ..... 219/229  
5,928,536 A \* 7/1999 Lee ..... 219/229  
D442,447 S \* 5/2001 Fujiwara ..... D8/30

(\*\*) **Term:** **14 Years**

\* cited by examiner

(21) **Appl. No.:** **29/208,830**

*Primary Examiner*—Philip S. Hyder

(22) **Filed:** **Jul. 6, 2004**

(74) *Attorney, Agent, or Firm*—Alan D. Kamrath; Nikolai & Mersereau, P.A.

(51) **LOC (8) Cl.** ..... **08-05**

(57) **CLAIM**

(52) **U.S. Cl.** ..... **D8/30**

The ornamental design for soldering iron, as shown and described.

(58) **Field of Classification Search** ..... D8/29.1,  
D8/29.2, 30; 219/229, 248, 241, 497, 506,  
219/230, 227, 228, 236, 238

**DESCRIPTION**

See application file for complete search history.

FIG. 1 is a perspective view of a soldering iron showing my new design;

(56) **References Cited**

FIG. 2 is a front view thereof; the opposite side shown being a mirror image of the shown.

**U.S. PATENT DOCUMENTS**

FIG. 3 is a left view thereof;

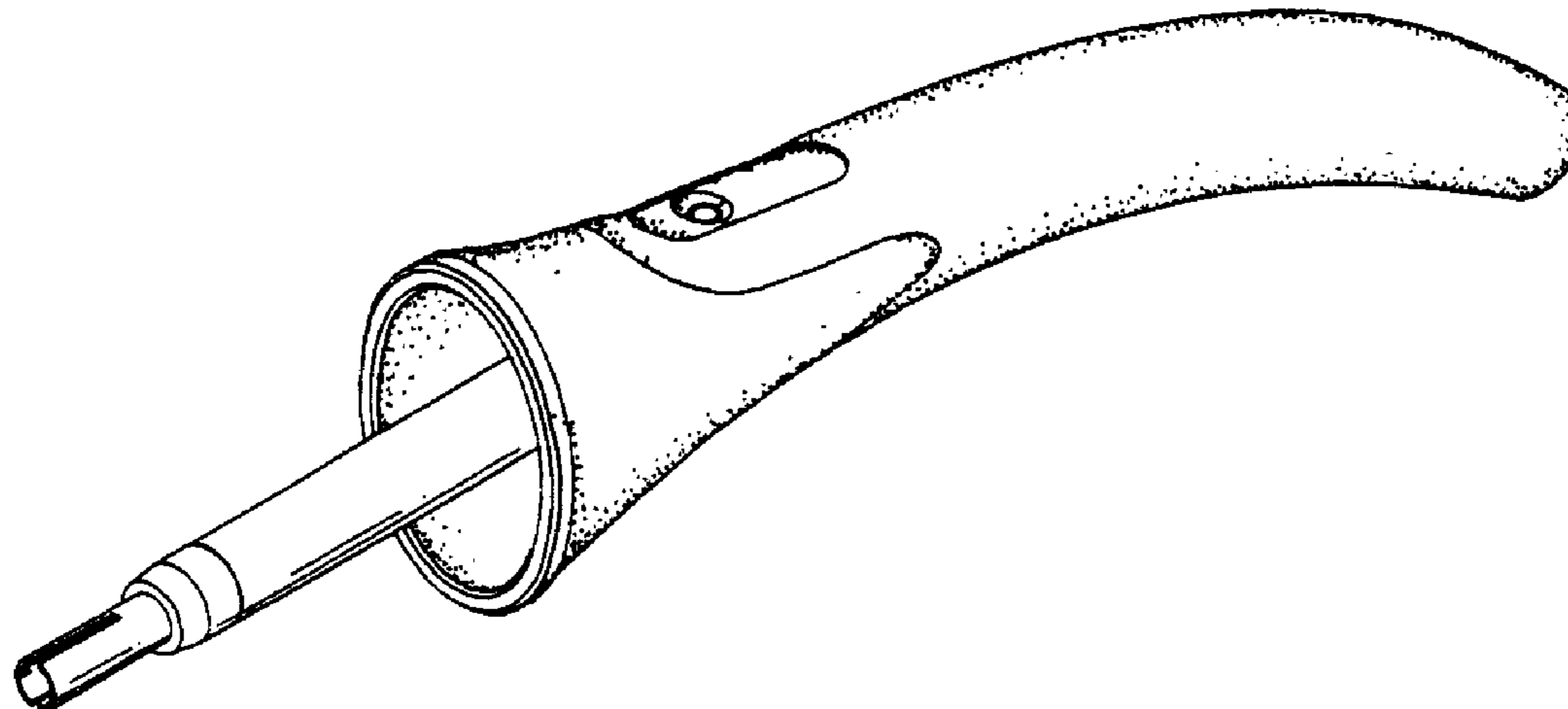
D194,318 S \* 1/1963 Knowles ..... D8/30  
3,436,718 A \* 4/1969 Knowles ..... 439/481  
3,580,462 A \* 5/1971 Vanyi ..... 228/51  
4,507,545 A \* 3/1985 Riordan ..... 219/230  
D300,200 S \* 3/1989 Arehart ..... D8/30  
D300,297 S \* 3/1989 Arehart ..... D8/30

FIG. 4 is a right view thereof;

FIG. 5 is a top view thereof; and,

FIG. 6 is a bottom view thereof.

**1 Claim, 2 Drawing Sheets**



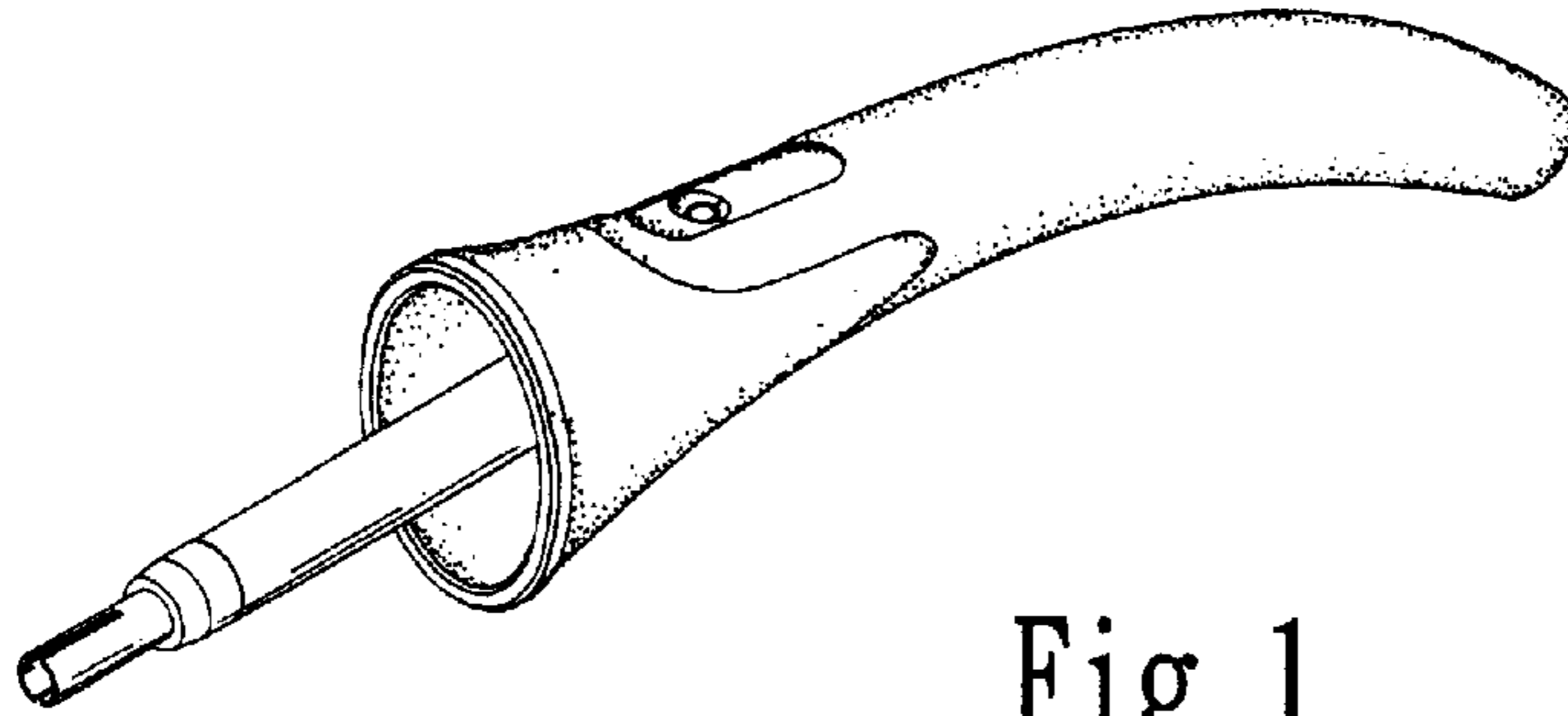


Fig. 1

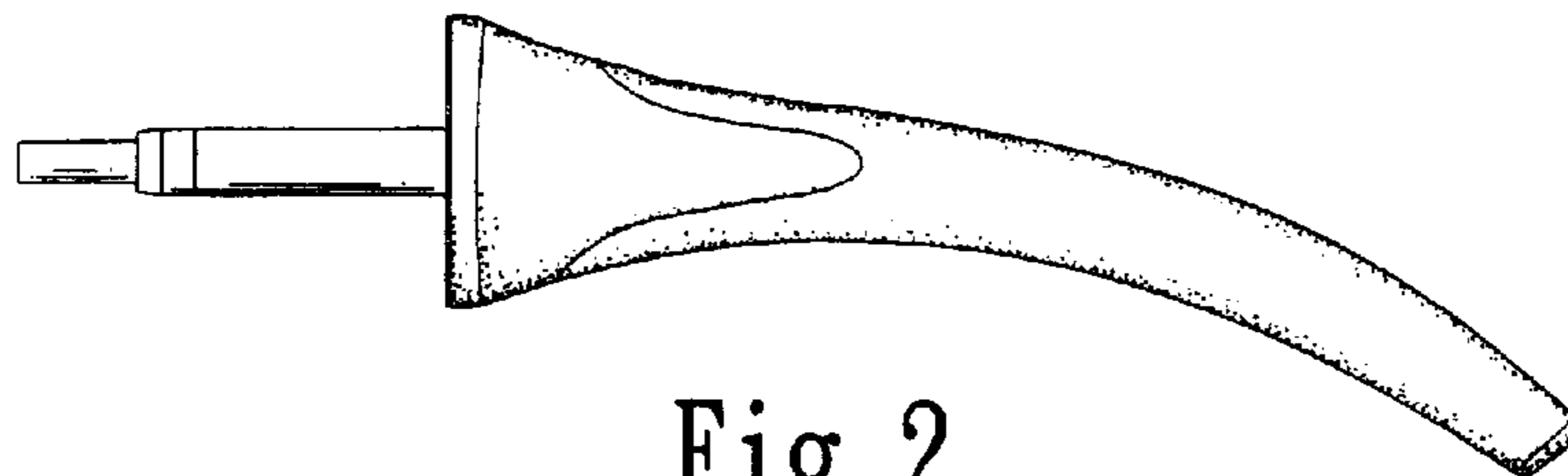


Fig. 2

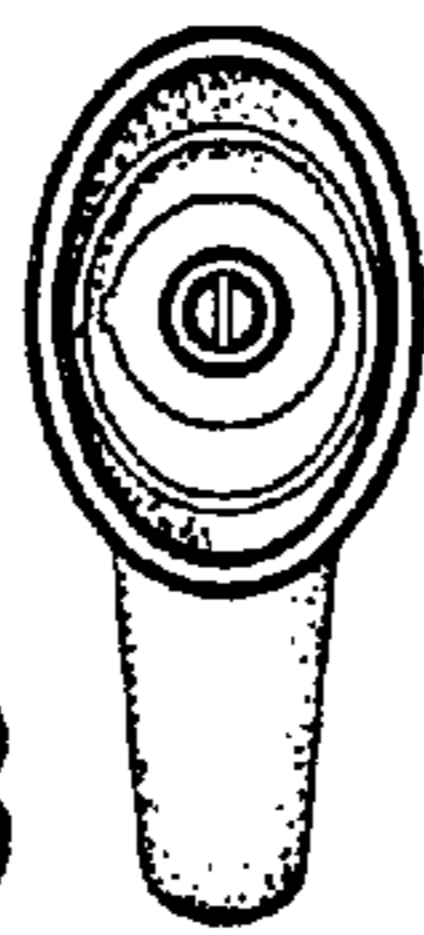


Fig. 3



Fig. 4

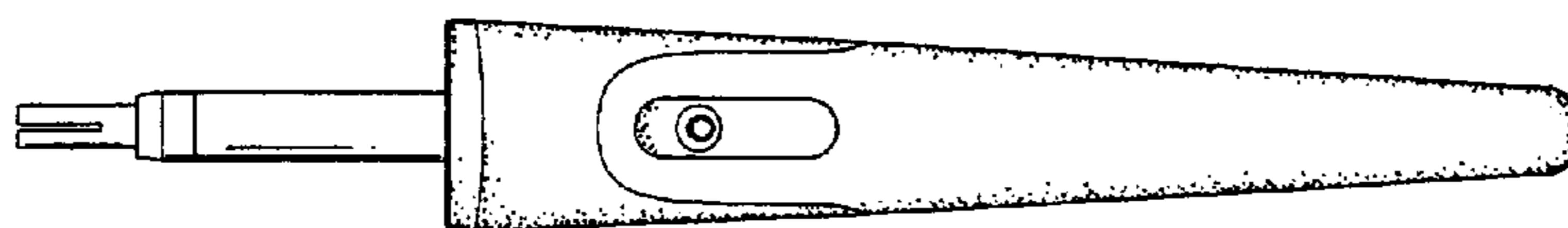


Fig. 5




Fig. 6