



US00D514404S

(12) **United States Design Patent**
Huang

(10) **Patent No.:** **US D514,404 S**
(45) **Date of Patent:** **** Feb. 7, 2006**

(54) **DOUBLE-HEADED MOBILE WRENCH**

D445,321 S * 7/2001 Lin et al. D8/23

(76) Inventor: **Hsiu-Ching Huang**, 3F, No. 30, Lane
157, Sec. 3, Hsin-Hai Rd., Taipei City
(TW)

* cited by examiner

Primary Examiner—Raphael Barkai
(74) *Attorney, Agent, or Firm*—Charles E. Baxley

(**) Term: **14 Years**

(57) **CLAIM**

(21) Appl. No.: **29/154,937**

The ornamental design for a double-headed mobile wrench,
as shown and described.

(22) Filed: **Jan. 31, 2002**

DESCRIPTION

(51) **LOC (8) Cl.** **08-05**

(52) **U.S. Cl.** **D8/23**

(58) **Field of Classification Search** D8/17,
D8/21–29; 81/98, 99

FIG. 1 is a perspective view of a double-headed mobile
wrench showing my new design;
FIG. 2 is a front and rear elevational view thereof;
FIG. 3 is a left side elevational view thereof;
FIG. 4 is a right side elevational view thereof;
FIG. 5 is a top plan view thereof; and,
FIG. 6 is a bottom plane view thereof.

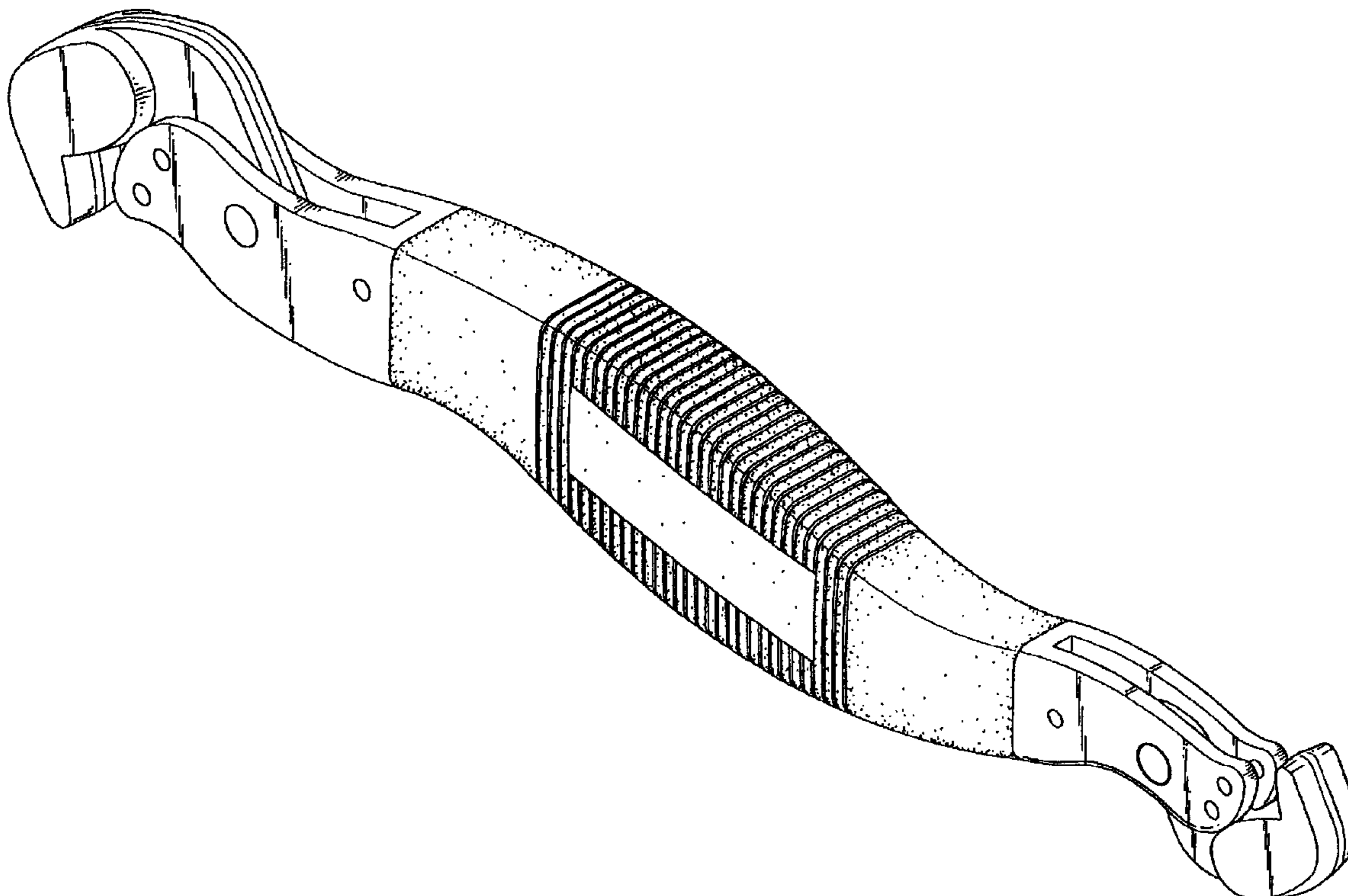
See application file for complete search history.

(56) **References Cited**

U.S. PATENT DOCUMENTS

1,395,052 A * 10/1921 Miller 81/99
1,468,529 A * 9/1923 Vivarittas 81/99

1 Claim, 5 Drawing Sheets



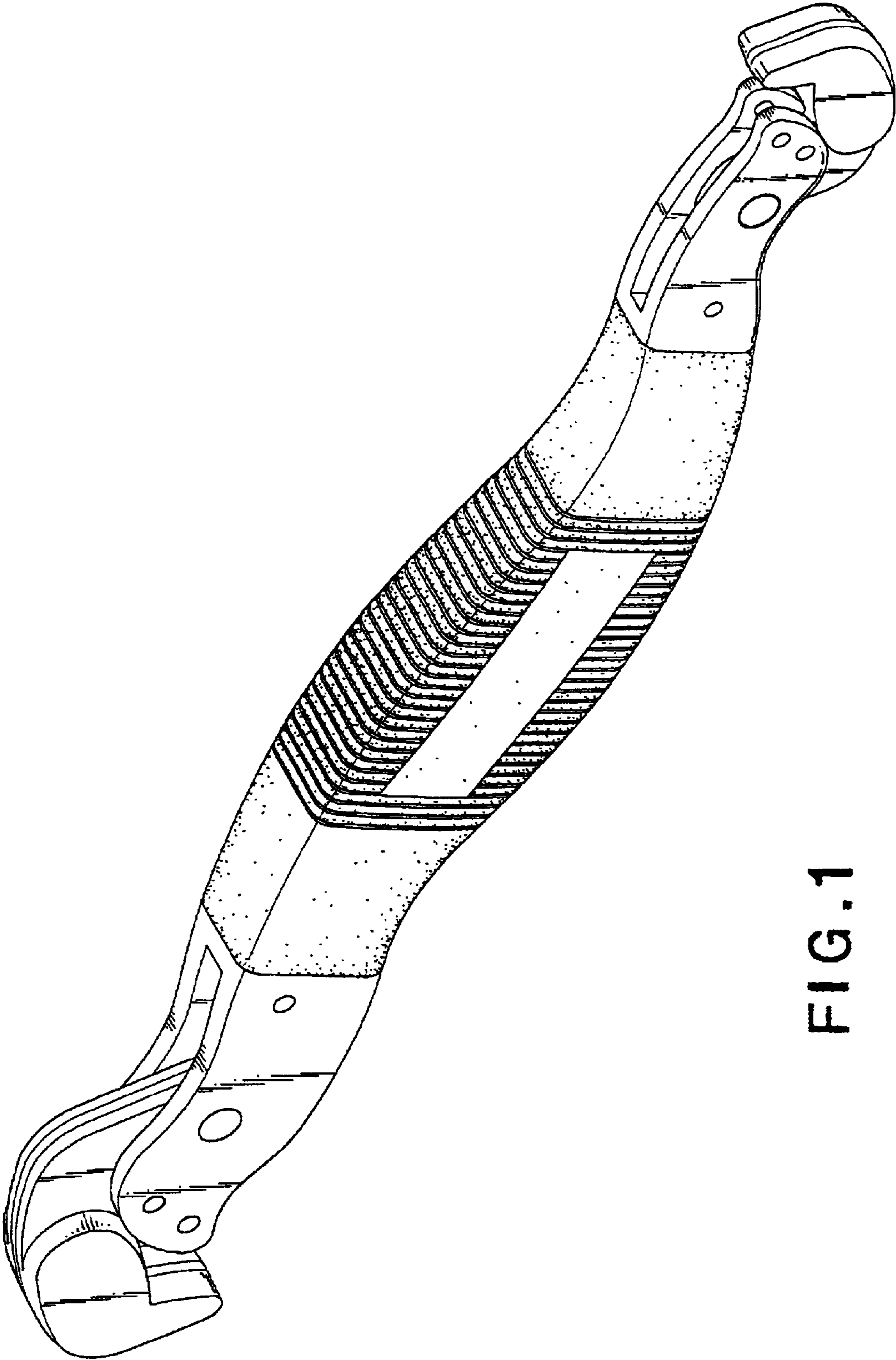


FIG. 1

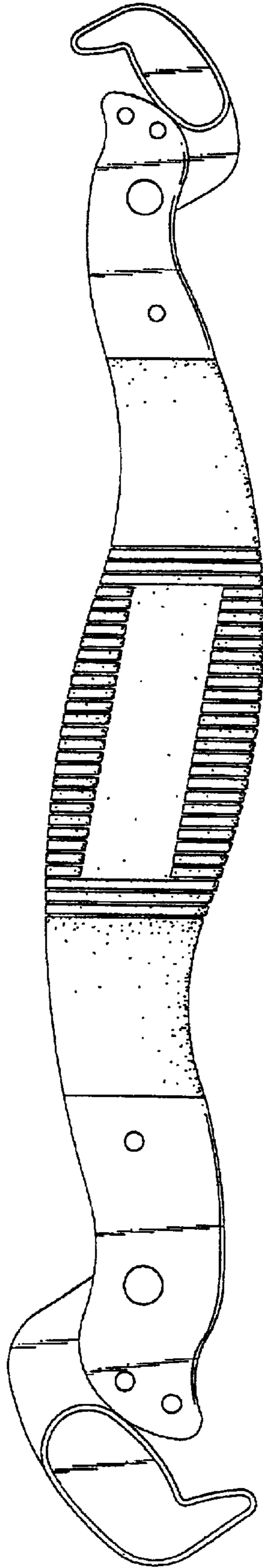


FIG. 2




FIG. 3

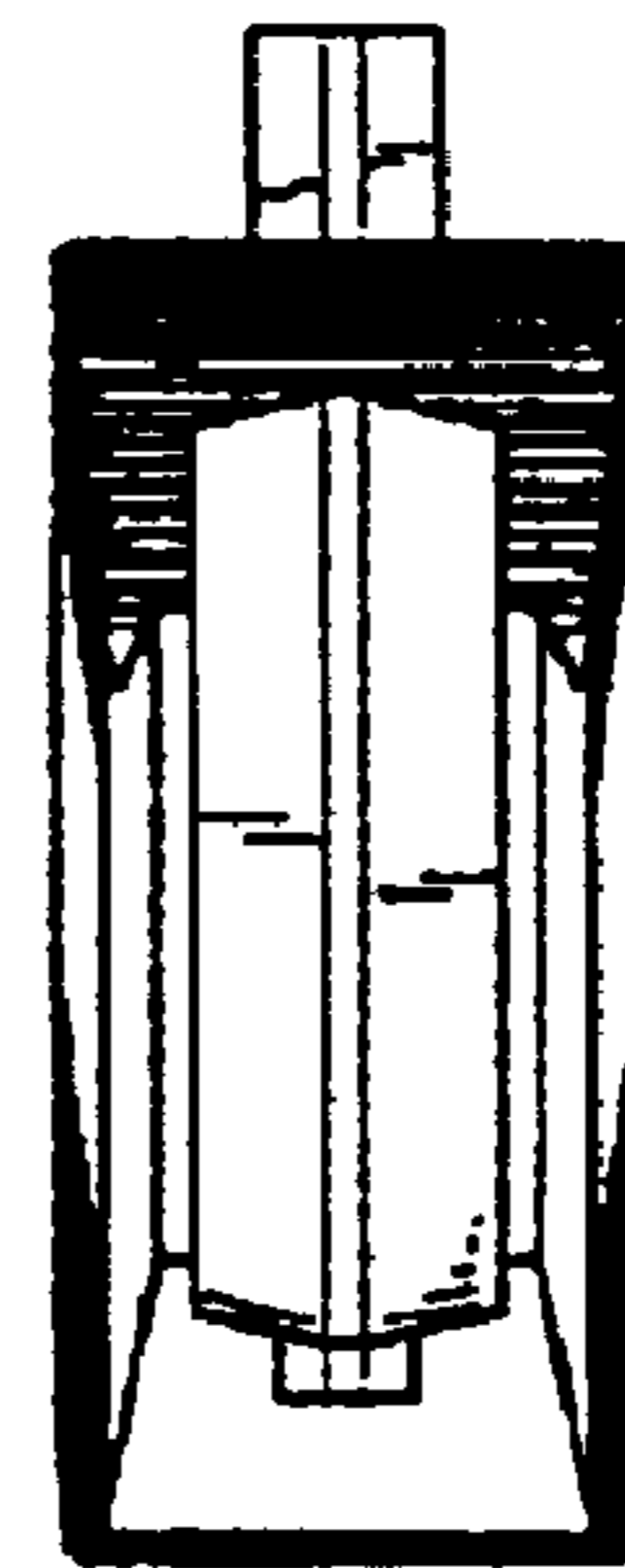


FIG. 4




FIG. 5




FIG. 6