



US00D514403S

(12) **United States Design Patent**  
**Wolf**

(10) **Patent No.:** **US D514,403 S**  
(45) **Date of Patent:** **\*\* Feb. 7, 2006**

(54) **HANDHELD WRENCH**

(76) **Inventor:** **George D. Wolf**, 9306 W. Belmont Ave., Franklin Park, IL (US) 60131

(\*\*) **Term:** **14 Years**

(21) **Appl. No.:** **29/202,586**

(22) **Filed:** **Apr. 1, 2004**

(51) **LOC (8) Cl.** ..... **08-05**

(52) **U.S. Cl.** ..... **D8/21**

(58) **Field of Classification Search** ..... D8/17-19, D8/21, 26-29, 105; 81/119-120, 121.1, 124.3-124.4, 81/125.1, 176.1, 176.2

See application file for complete search history.

(56) **References Cited**

**U.S. PATENT DOCUMENTS**

167,368 A *	8/1875	Waitt	81/120
227,768 A *	5/1880	Griffiths	81/120
597,345 A *	1/1898	Welsh	81/124.3
D167,245 S *	7/1952	Anderson	81/119
2,716,367 A *	8/1955	Montgomery	81/124.3

5,074,171 A	12/1991	Annis et al.	
5,107,729 A	4/1992	Makhlouf	
D334,693 S *	4/1993	Burke	D8/19
5,709,137 A	1/1998	Blacklock	
6,092,442 A	7/2000	Macor	
6,267,028 B1	7/2001	Macor	
D477,197 S *	7/2003	Yates	D8/21

\* cited by examiner

*Primary Examiner*—Raphael Barkai  
(74) *Attorney, Agent, or Firm*—Patents & TMS, P.C.

(57) **CLAIM**

The ornamental design for a handheld wrench, as shown.

**DESCRIPTION**

FIG. 1 is a perspective view of the handheld wrench;  
FIG. 2 is a top view thereof;  
FIG. 3 is a bottom view thereof;  
FIG. 4 is a rear view thereof;  
FIG. 5 is a front view thereof; and,  
FIG. 6 is a side view thereof.

**1 Claim, 2 Drawing Sheets**

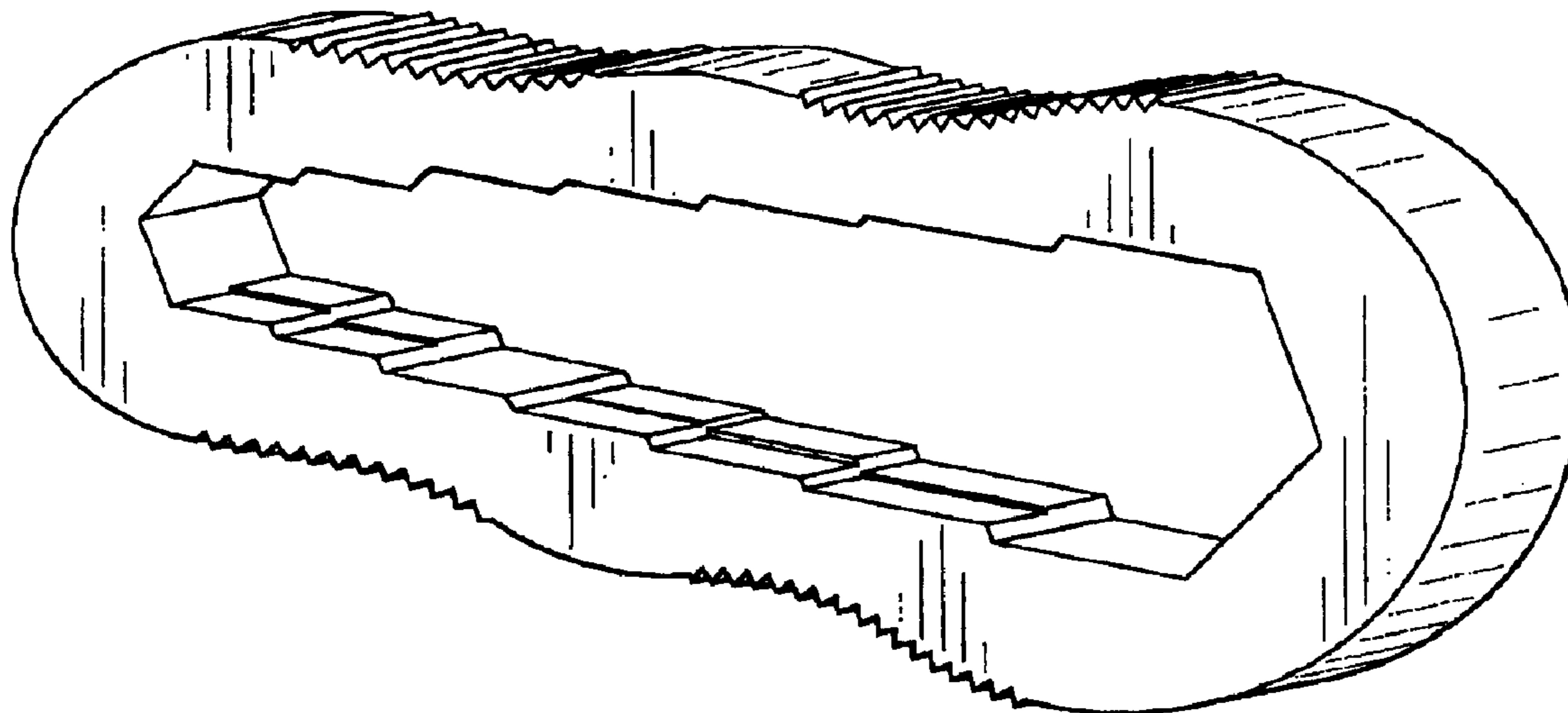


FIG. 1

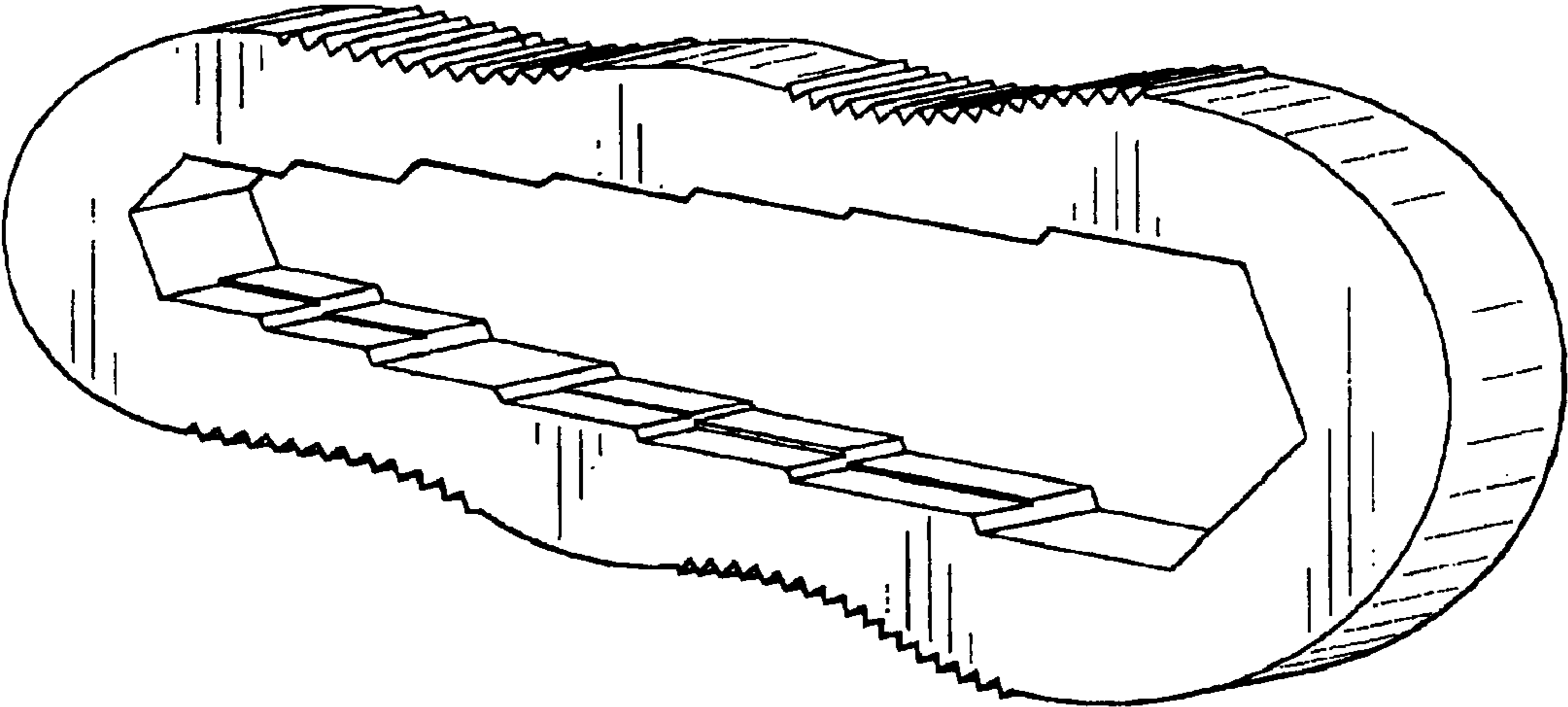


FIG. 2

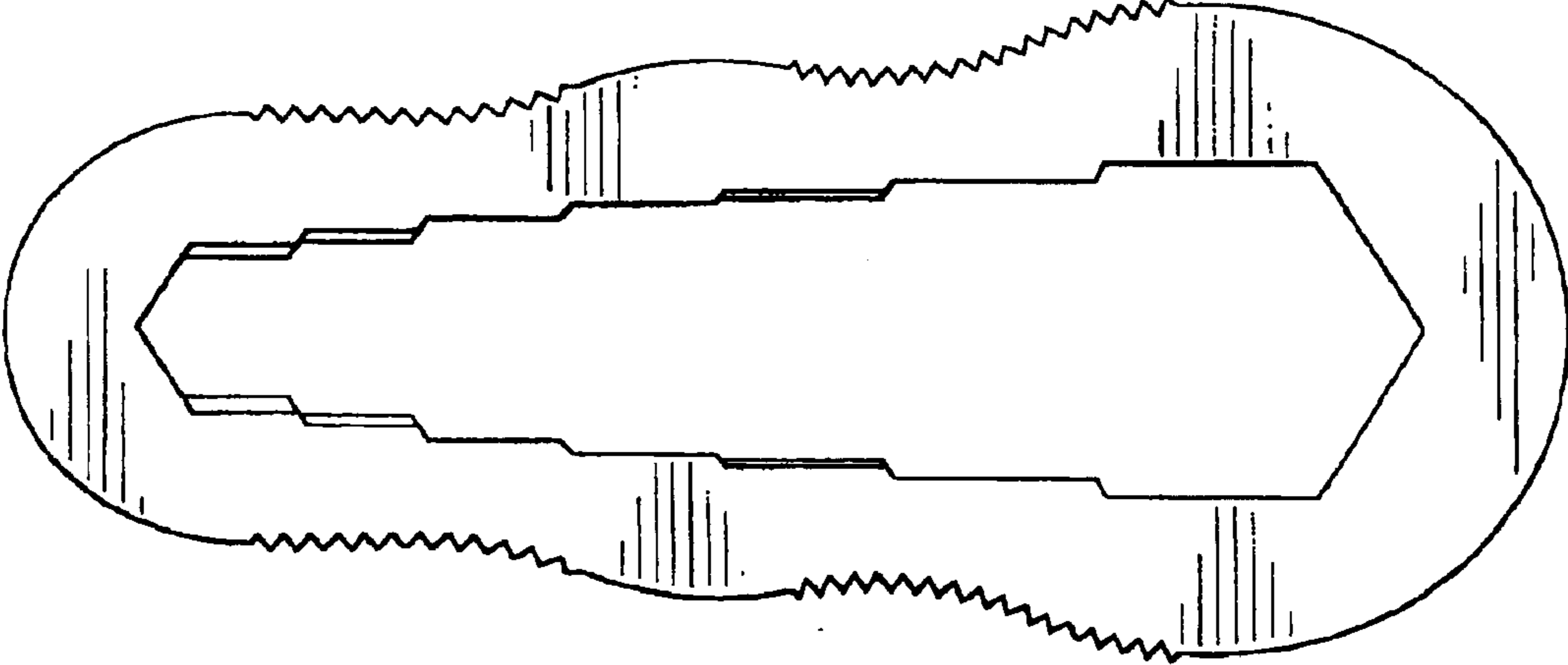


FIG. 3

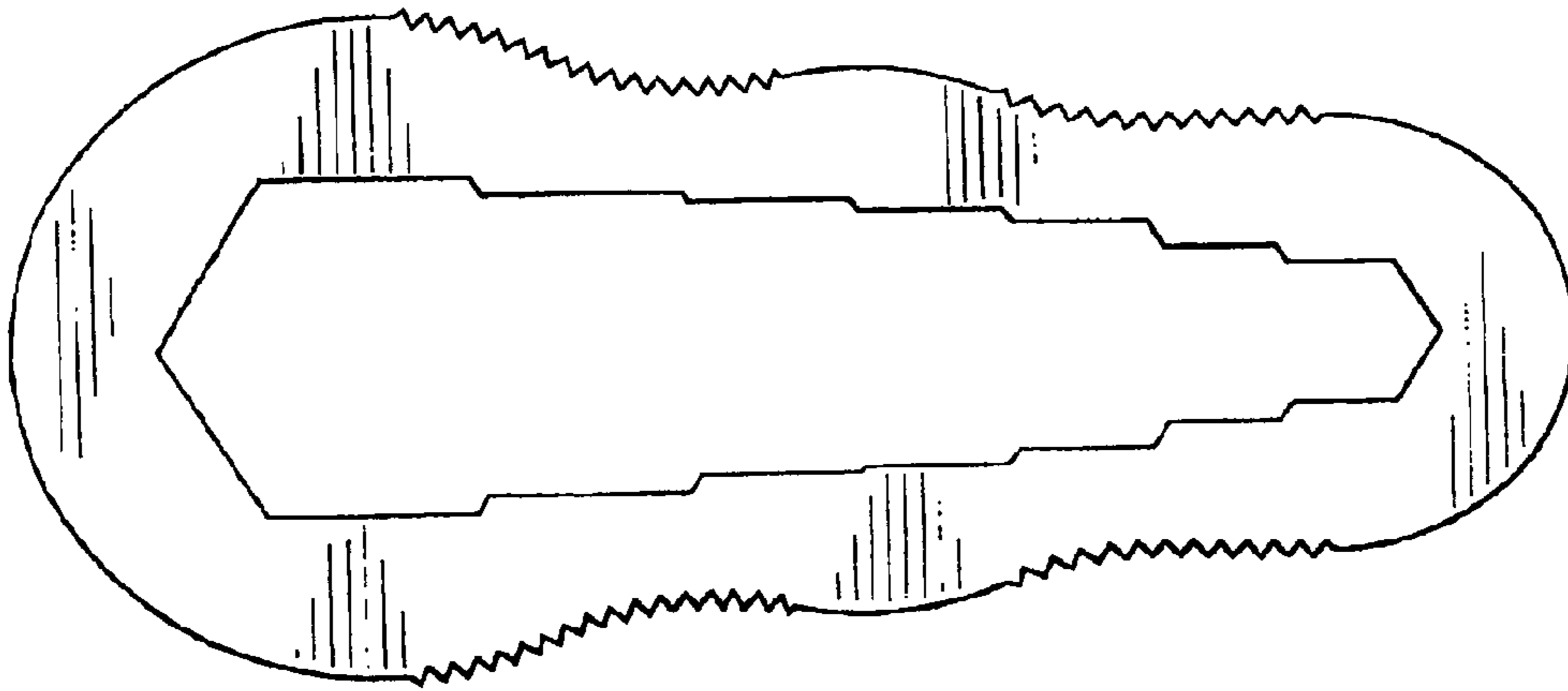


FIG. 4




FIG. 5




FIG. 6

