

US00D514399S

(12) **United States Design Patent** (10) **Patent No.:** **US D514,399 S**
Swartz et al. (45) **Date of Patent:** **** Feb. 7, 2006**

(54) **LUNCH-BAG**

(75) Inventors: **John Roscoe Swartz**, Washington, DC (US); **Aaron Lown**, Tuxedo, NY (US)

(73) Assignee: **Built NY, Inc.**, New York, NY (US)

(**) Term: **14 Years**

(21) Appl. No.: **29/205,914**

(22) Filed: **May 21, 2004**

(51) **LOC (8) Cl.** **03-01**

(52) **U.S. Cl.** **D7/709**

(58) **Field of Classification Search** D7/605-608, D7/709, 710; D3/200, 201, 202, 226, 267, D3/268, 273, 276, 283, 300; 383/97, 110, 383/113; 206/541, 543-545, 547-549; 62/529, 62/530, 457.1-457.7

See application file for complete search history.

(56) **References Cited**

U.S. PATENT DOCUMENTS

665,942 A	1/1901	Tabler	
1,808,375 A	6/1931	Plooster	
1,983,418 A	12/1934	Thurmer	
2,123,031 A	7/1938	Weiner	
2,297,375 A	9/1942	Vogt	
3,085,612 A	* 4/1963	Gobel 383/110
3,559,873 A	2/1971	Hart	
4,062,392 A	12/1977	Ishii	
4,180,111 A	12/1979	Davis	
4,197,890 A	4/1980	Simko	
D266,048 S	9/1982	Zills	
4,428,484 A	1/1984	Rattay et al.	
D289,128 S	4/1987	Bradshaw	
4,681,225 A	7/1987	Schuster	
4,696,403 A	9/1987	Hoover	
4,750,639 A	6/1988	Schaerer	
4,872,766 A	10/1989	Dancy	
4,884,683 A	12/1989	Ford	
4,955,516 A	9/1990	Satterfield	
4,984,662 A	1/1991	Jacober	
5,050,998 A	9/1991	Wachtel	

(Continued)

Primary Examiner—Terry A. Wallace

(74) *Attorney, Agent, or Firm*—Lackenbach Siegel LLP

(57) **CLAIM**

The ornamental design for a lunch-bag, as shown and described.

DESCRIPTION

FIG. 1 is a perspective view of a lunch-bag, in accordance with the present design, shown in a flattened condition; FIG. 2 is a front elevational view of the lunch-bag of FIG. 1, the rear elevational view being a mirror image of the front elevational view;

FIG. 3 is a right side elevational view of the lunch-bag of FIGS. 1 and 2;

FIG. 4 is a left side elevational view of the lunch-bag of FIGS. 1-3;

FIG. 5 is a top plan view of the lunch-bag of FIGS. 1-4;

FIG. 6 is a bottom plan view of the lunch-bag of FIGS. 1-5;

FIG. 7 is a perspective view of the lunch-bag of FIGS. 1-6, shown in an expanded condition containing totable items therein;

FIG. 8 is a front elevational view of the lunch-bag of FIG. 7, the rear elevational view being a mirror image of the front plan view;

FIG. 9 is a right side elevational view of the lunch-bag of FIGS. 7 and 8;

FIG. 10 is a left side elevational view of the lunch-bag of FIGS. 7-9, having a totable item in the form of a bottle, shown in phantom, disposed therein;

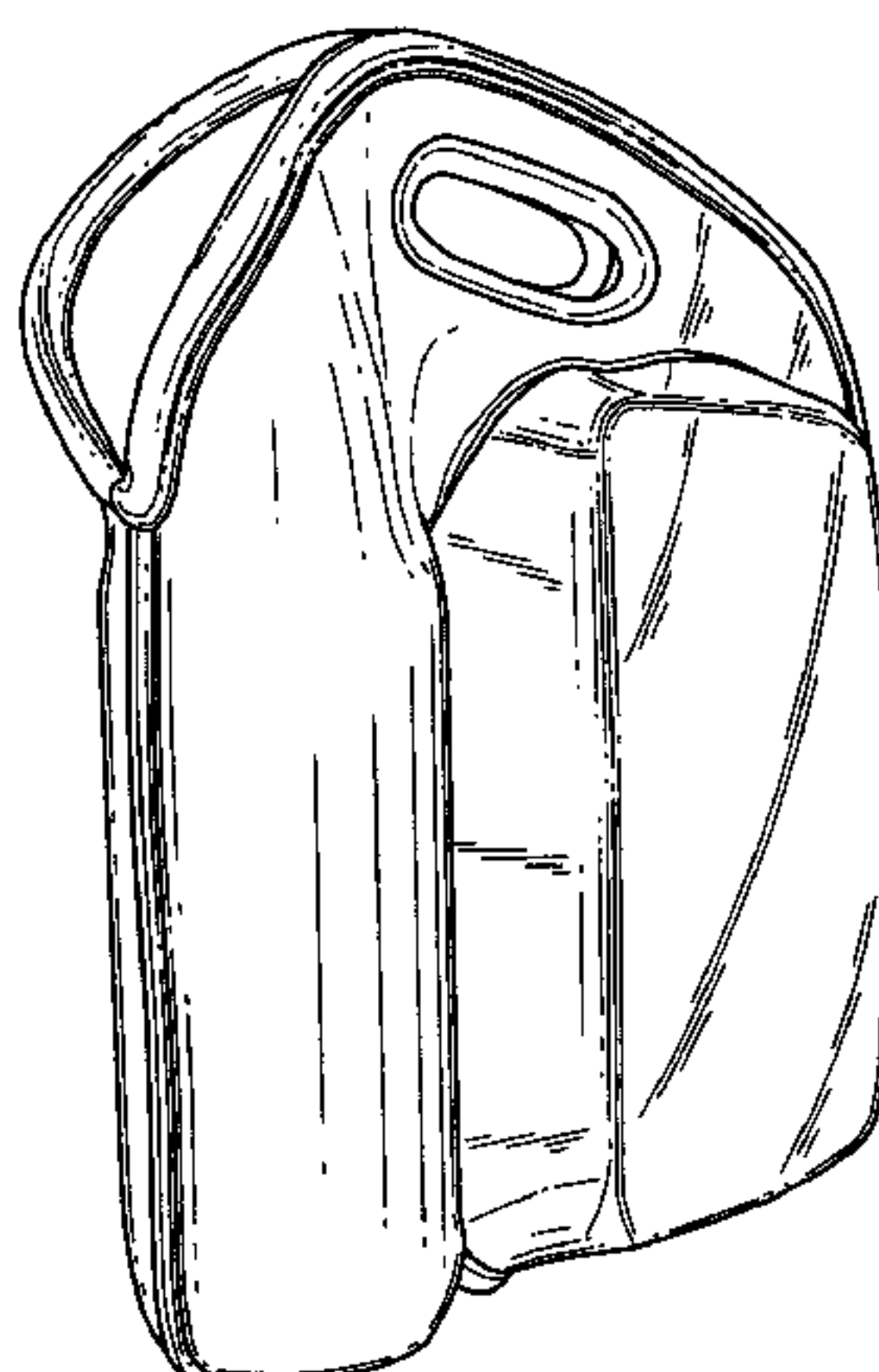
FIG. 11 is a top plan view of the lunch-bag of FIGS. 7-10, having a totable item in the form of a bottle, shown in phantom, disposed therein;

FIG. 12 is a bottom plan view of the lunch-bag of FIGS. 7-11; and,

FIG. 13 is a front elevational view of the lunch-bag of FIGS. 1-12, illustrating a compartment thereof in an open condition and having a totable item in the form of a container, shown in phantom, disposed therein.

Items shown in phantom are for illustrative purposes only and do not constitute a part of the claimed design.

1 Claim, 5 Drawing Sheets



US D514,399 S

Page 2

U.S. PATENT DOCUMENTS

5,090,526 A	2/1992	Jacober		6,131,780 A	10/2000	Becker
5,110,020 A	5/1992	Uhl		D433,802 S	11/2000	Graham
D357,845 S	5/1995	Herszenberg		D441,612 S	5/2001	Hamilton
5,503,476 A	4/1996	Hamdan		D451,665 S	12/2001	Phillips et al.
D379,119 S	5/1997	Wolfe et al.		D462,164 S	9/2002	Phillips
D391,120 S	* 2/1998	Melk	D7/607	D474,887 S	5/2003	Forster
5,842,571 A	* 12/1998	Rausch	206/549	2001/0031104 A1	10/2001	Vazquez
D409,450 S	5/1999	Hamilton		2002/0166779 A1	11/2002	Etesse et al.
D414,083 S	9/1999	Hamilton		2003/0128897 A1	7/2003	Lehrman
D417,369 S	* 12/1999	Rausch	D7/624.3	2003/0185465 A1	10/2003	Vazquez
6,062,434 A	5/2000	Melk		2003/0228072 A1	12/2003	Tyberg
6,068,402 A	5/2000	Freese et al.				

* cited by examiner

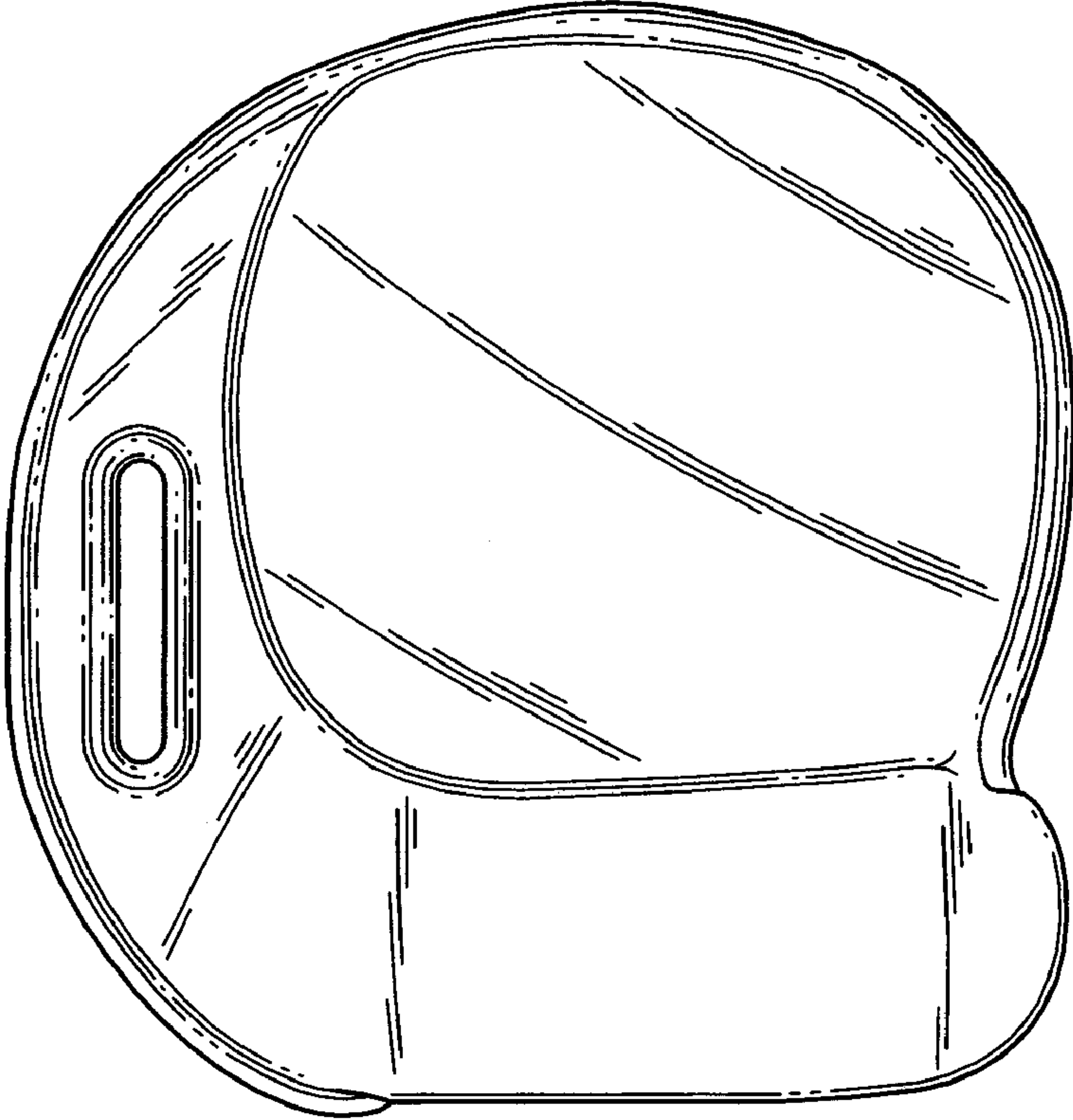


FIG. 2

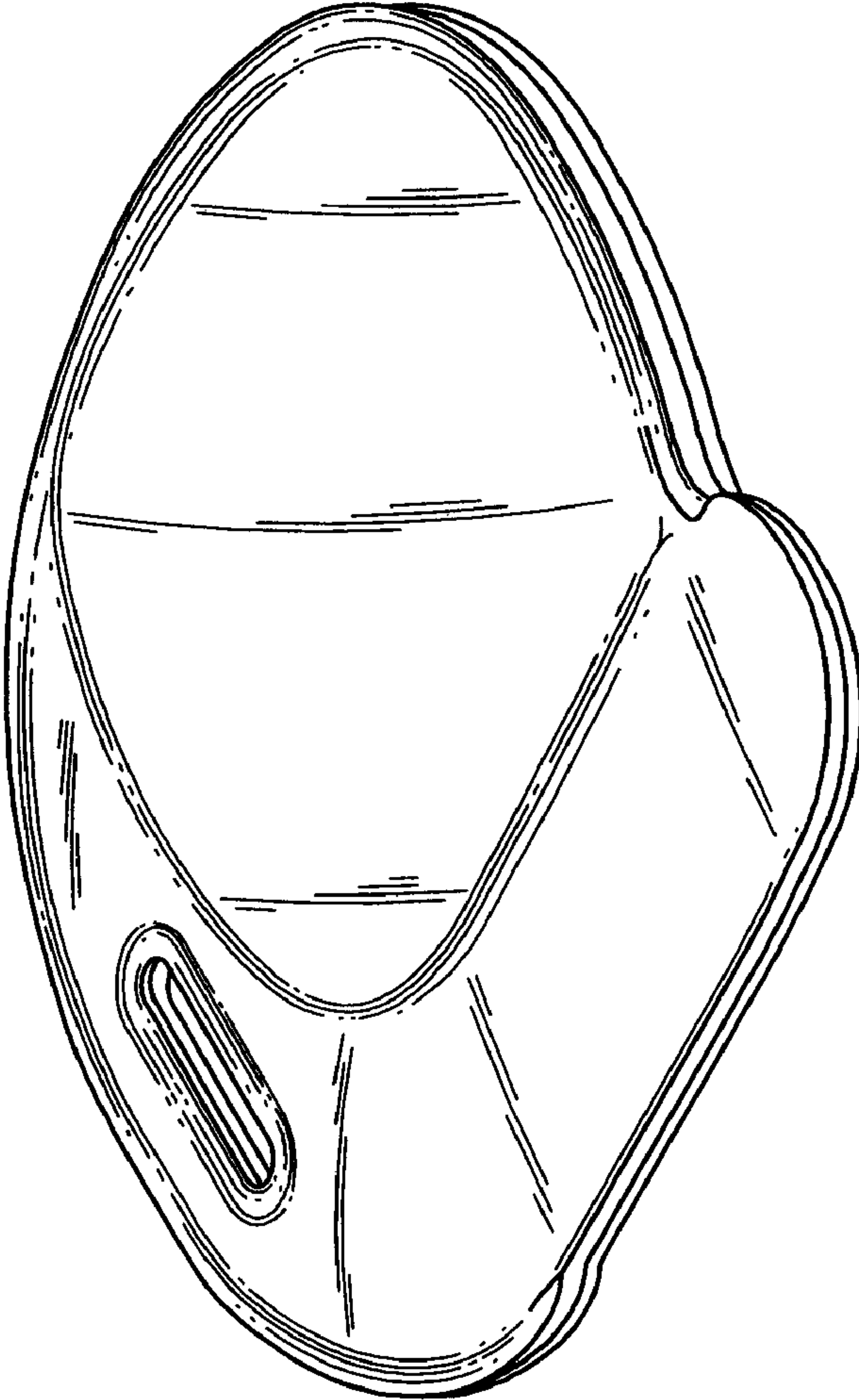


FIG. 1



FIG. 4



FIG. 3




FIG. 5




FIG. 6

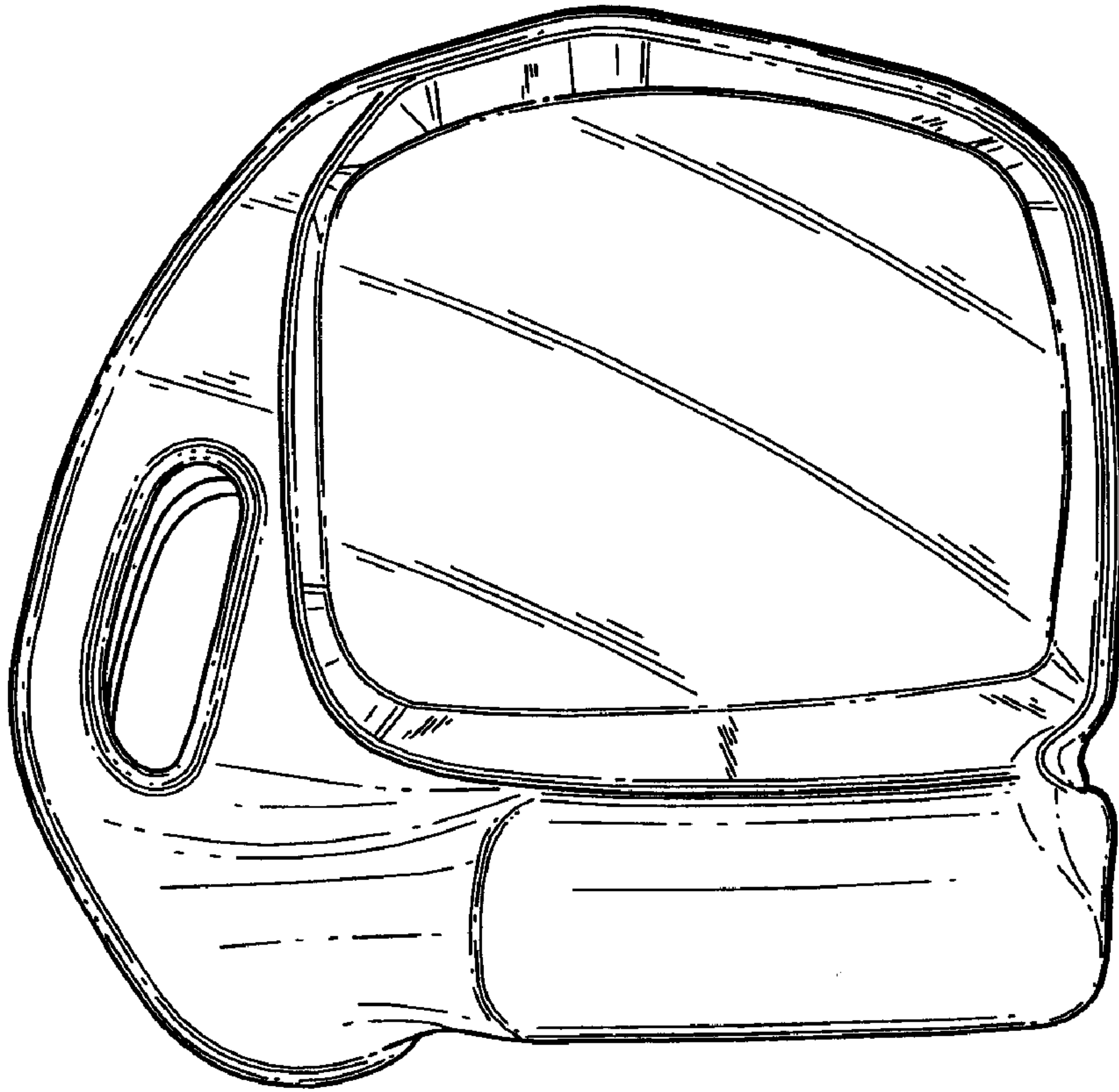


FIG. 8




FIG. 7

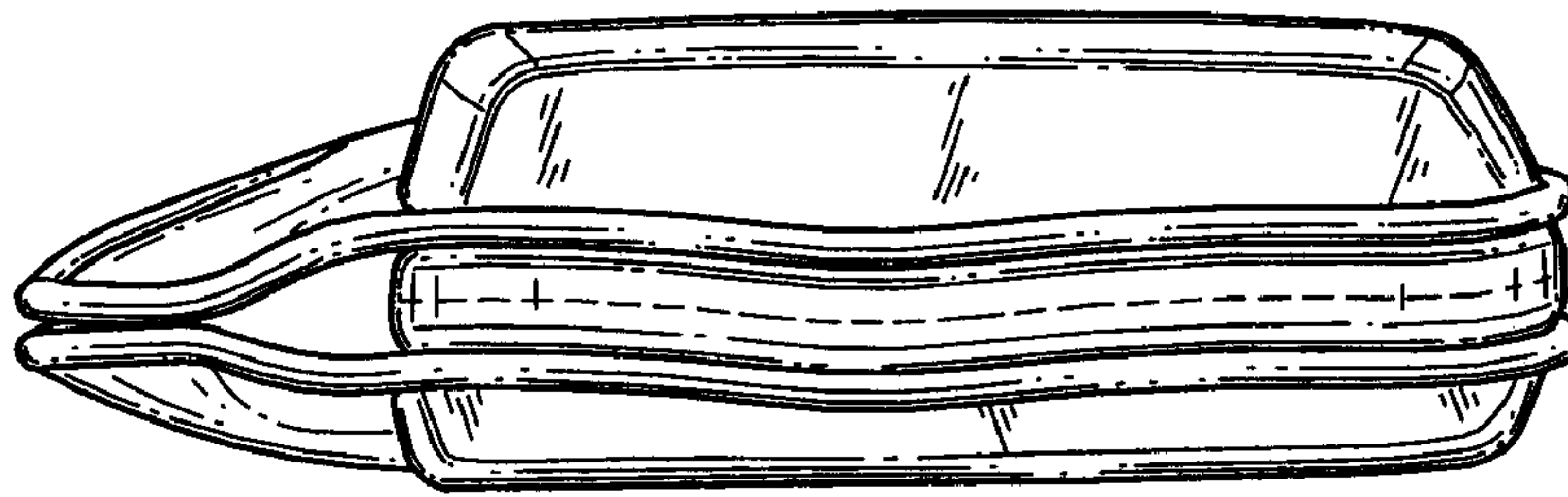


FIG. 9

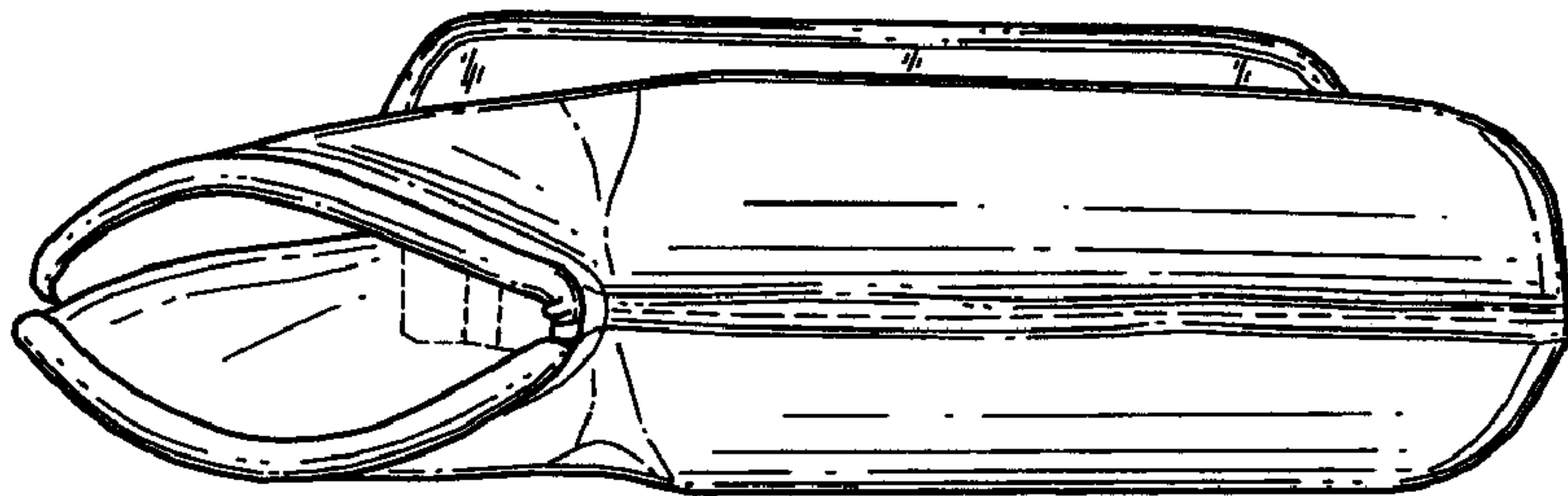


FIG. 10

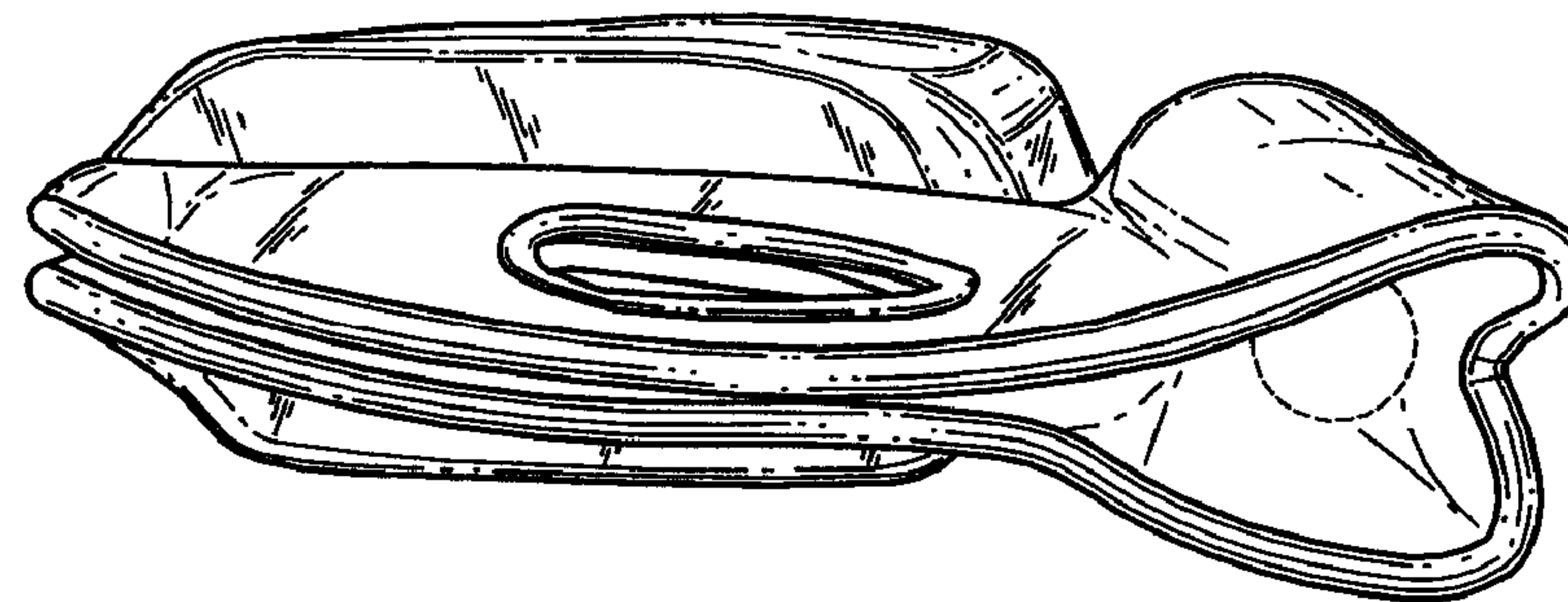


FIG. 11

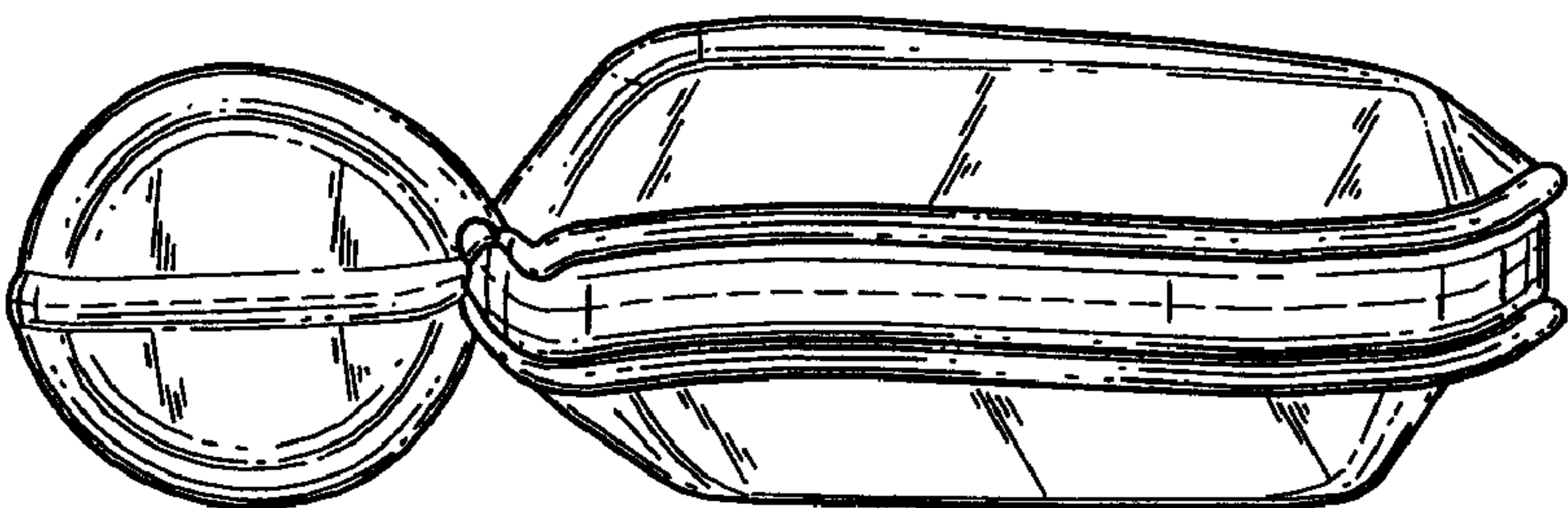


FIG. 12

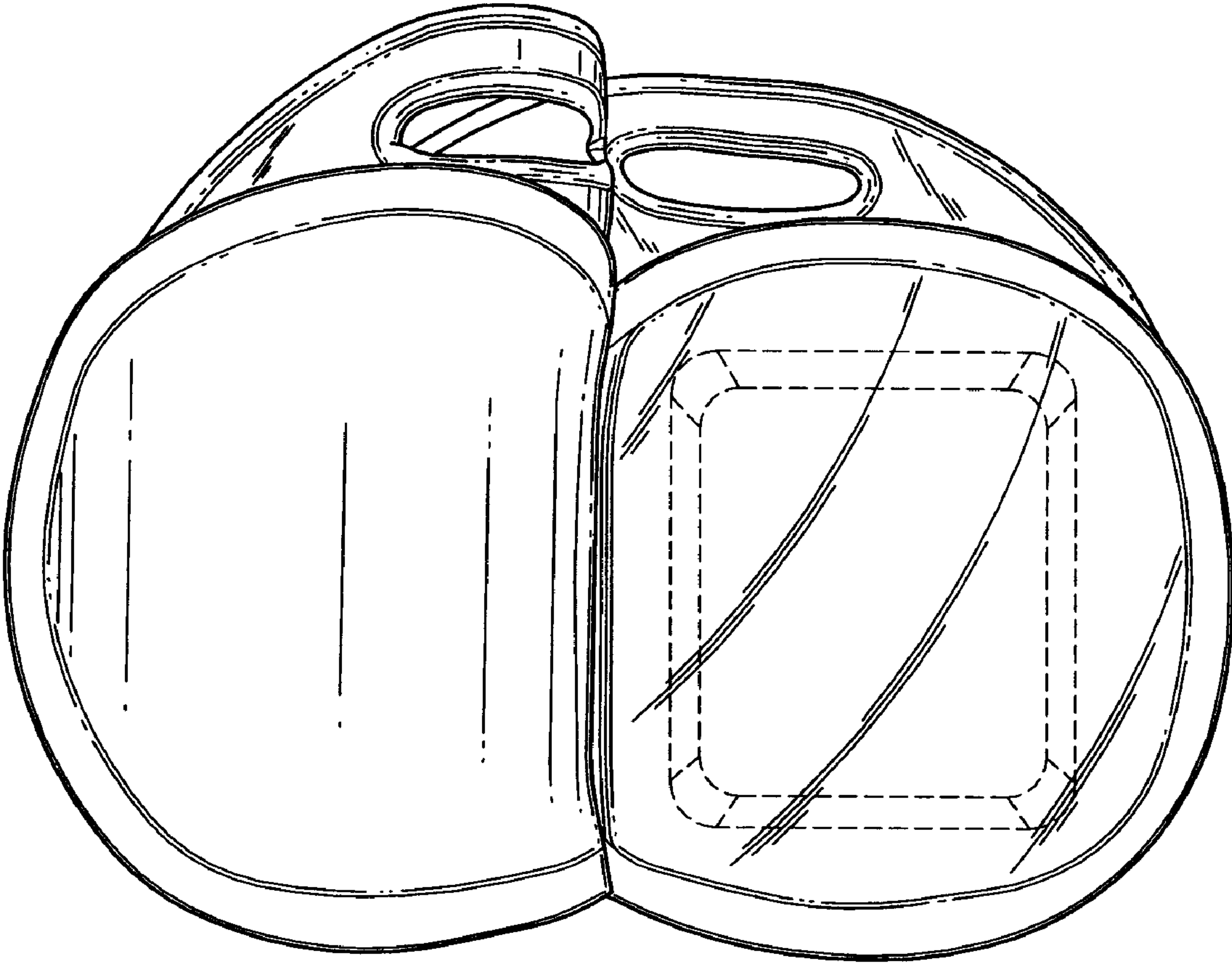


FIG. 13