



US00D514388S

(12) **United States Design Patent**
Dukemajian

(10) **Patent No.:** **US D514,388 S**

(45) **Date of Patent:** **** Feb. 7, 2006**

(54) **TABLE ORGANIZER**

(76) **Inventor:** **Serge Dukemajian**, 421 California Ave.
Apt. A, Glendale, CA (US) 91203

(**) **Term:** **14 Years**

(21) **Appl. No.:** **29/221,772**

(22) **Filed:** **Jan. 19, 2005**

(51) **LOC (8) Cl.** **07-06**

(52) **U.S. Cl.** **D7/601; D7/590**

(58) **Field of Classification Search** D7/590,
D7/600.1-600.4, 601, 550.1, 553.1, 504,
D7/553.2, 554.1, 554.3, 555, 707, 708; D6/512;
D20/19; D19/77-86, 65, 75; 211/10, 13.1,
211/126.1, 71.01, 74

See application file for complete search history.

(56) **References Cited**

U.S. PATENT DOCUMENTS

D184,075 S * 12/1958 Tupper D7/553.2
D246,945 S 1/1978 Shore D7/21
4,083,453 A * 4/1978 Berger et al. 206/565
4,505,059 A * 3/1985 Morris 211/131.1

4,541,526 A 9/1985 Berg 206/44.12
D340,384 S * 10/1993 Couillard et al. D7/504
D363,853 S * 11/1995 Smith D7/504
D439,804 S * 4/2001 Pulitano D7/590
D479,439 S 9/2003 Joss D7/553.4

* cited by examiner

Primary Examiner—Terry A. Wallace

(74) *Attorney, Agent, or Firm*—Goldstein Law Offices, P.C.

(57) **CLAIM**

The ornamental design for a table organizer, as shown and described.

DESCRIPTION

FIG. 1 is a perspective view of the table organizer in full lines.

FIG. 2 is a rear elevational view of the table organizer.

FIG. 3 is a front elevational view thereof.

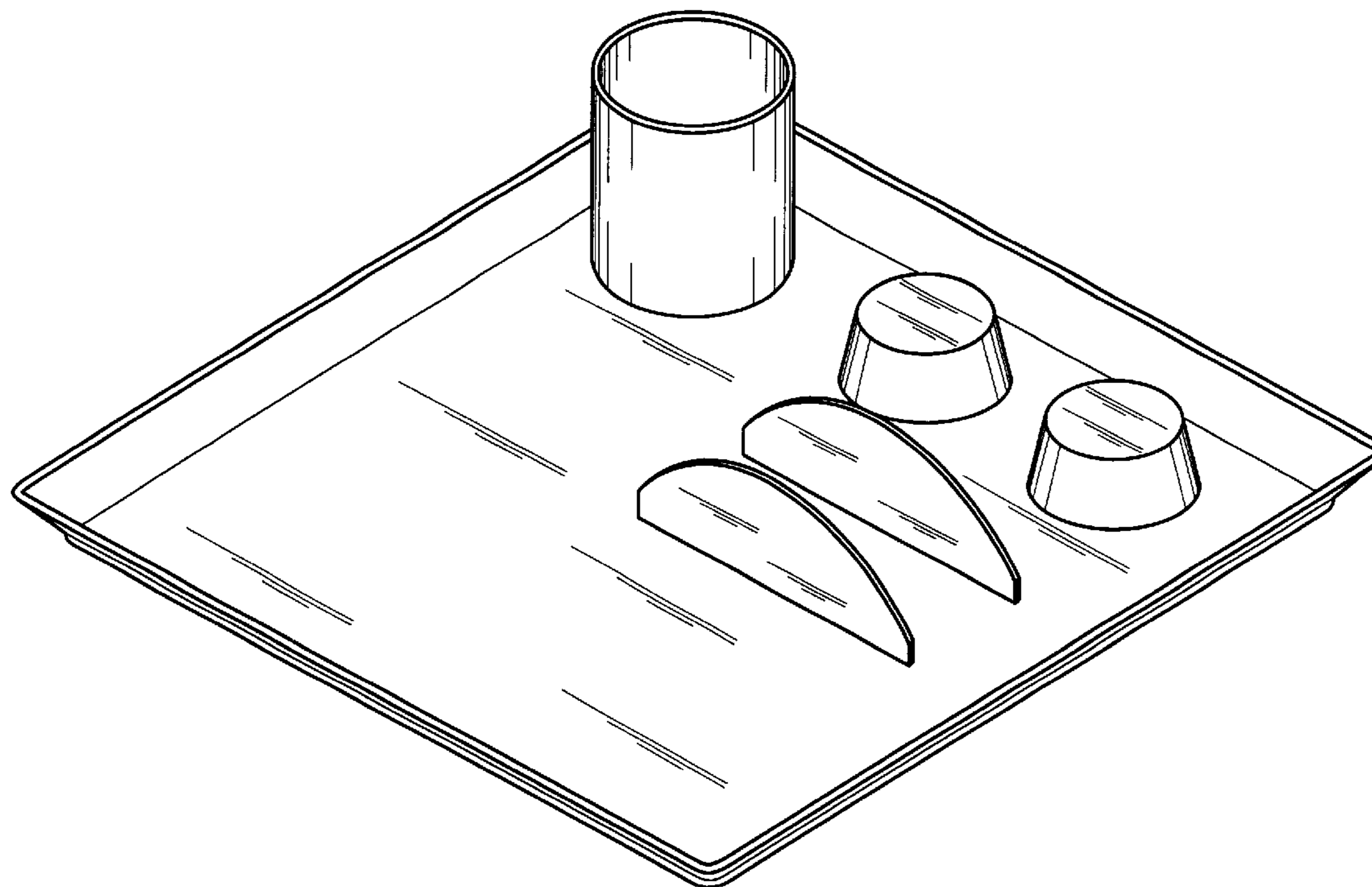
FIG. 4 is a left side elevational view thereof.

FIG. 5 is a right side elevational view thereof.

FIG. 6 is a top plan view thereof; and,

FIG. 7 is a bottom plan view thereof.

1 Claim, 4 Drawing Sheets






FIG. 1

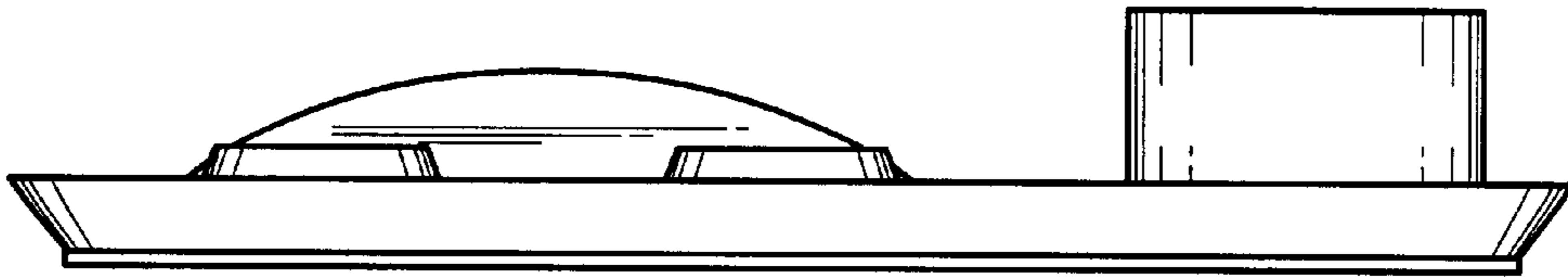


FIG. 2




FIG. 3

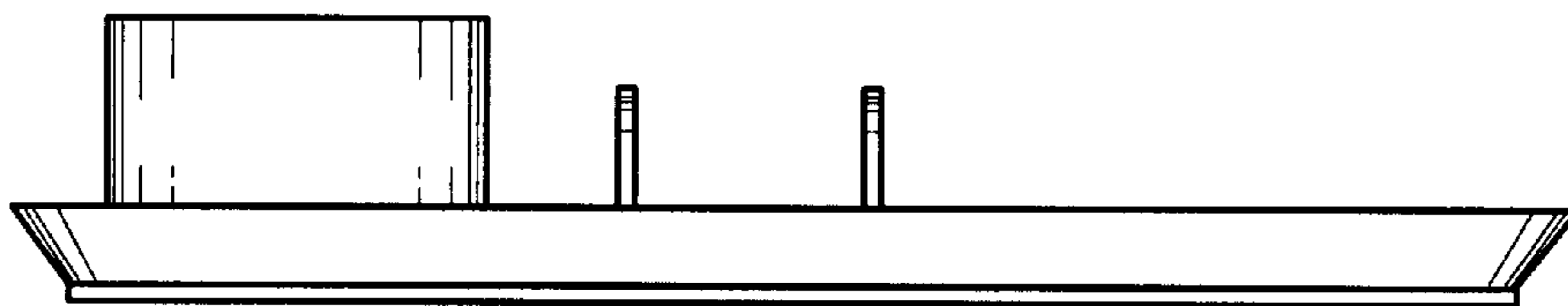


FIG. 4

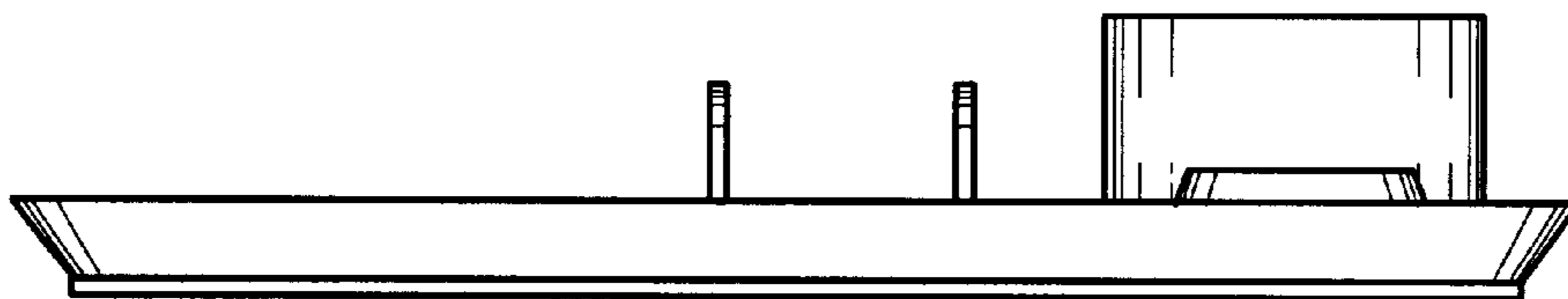


FIG. 5

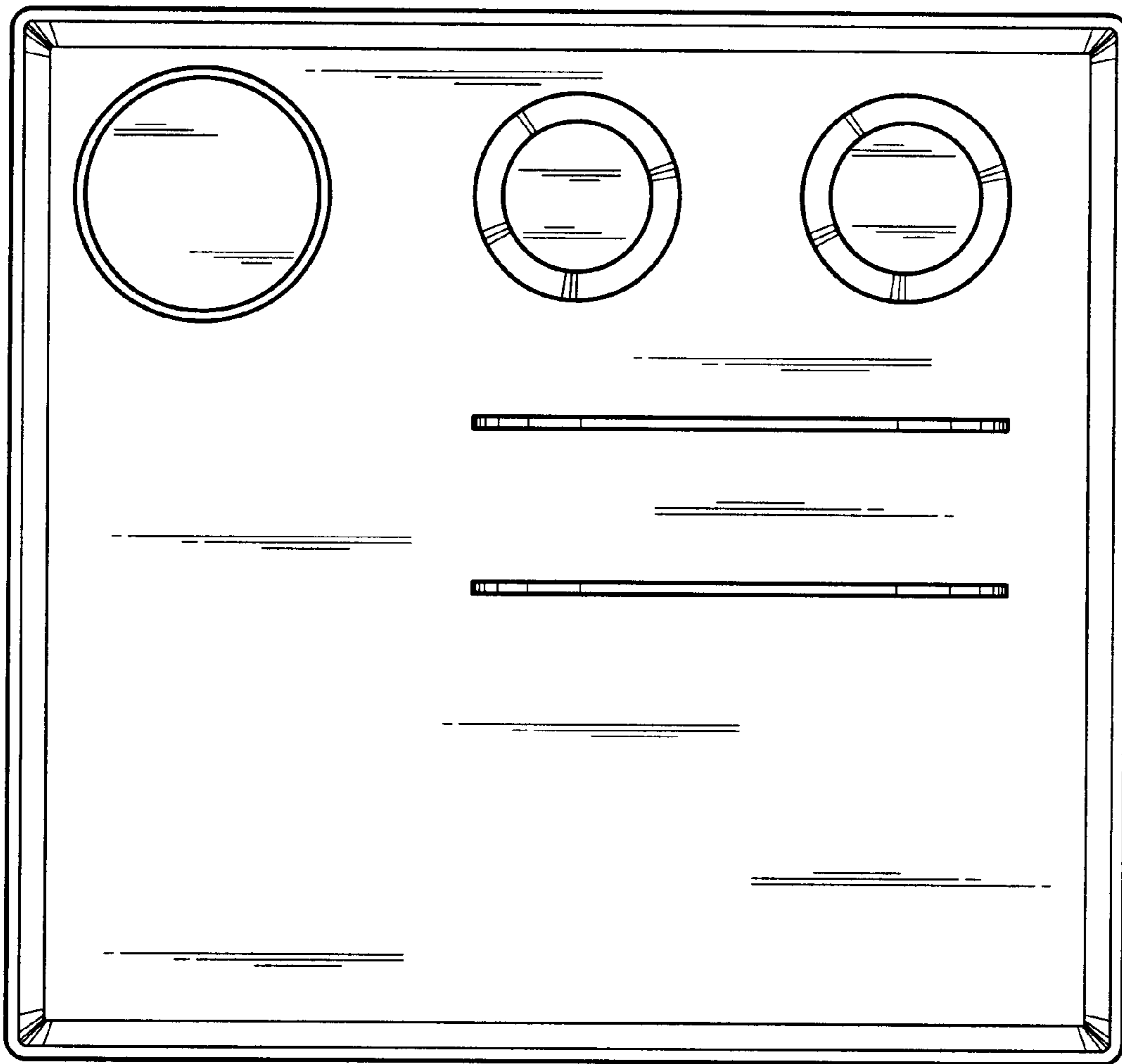


FIG. 6




FIG. 7