



US00D514364S

(12) **United States Design Patent**  
**Hsu**

(10) **Patent No.:** **US D514,364 S**  
(45) **Date of Patent:** **\*\* Feb. 7, 2006**

(54) **SLAT OF BLIND**

(75) Inventor: **Ben Hsu**, Changhua Hsien (TW)

(73) Assignee: **Ching Feng Blinds Ind. Co., Ltd.**,  
Changhua Hsien (TW)

(\*\*) Term: **14 Years**

(21) Appl. No.: **29/219,419**

(22) Filed: **Dec. 17, 2004**

(30) **Foreign Application Priority Data**

Oct. 8, 2004 (TW) ..... 93305923

(51) **LOC (8) Cl.** ..... **06-10**

(52) **U.S. Cl.** ..... **D6/580**

(58) **Field of Classification Search** ..... D6/575,  
D6/580; D25/47, 53, 38, 122, 138-139; 160/166.1,  
160/167 R, 174 R, 173 R  
See application file for complete search history.

(56) **References Cited**

**U.S. PATENT DOCUMENTS**

2,206,796 A \* 7/1940 Williams ..... 160/166.1  
2,229,225 A \* 1/1941 Schneider ..... 160/173 R

3,041,719 A \* 7/1962 Haseltine ..... 29/517  
D211,516 S \* 6/1968 Pottlez ..... D25/122  
D409,869 S \* 5/1999 Marusak ..... D6/577  
D413,475 S \* 9/1999 Swapp ..... D6/577  
D472,326 S \* 3/2003 Hughes et al. .... D25/38  
D481,575 S \* 11/2003 Steinberg ..... D6/580  
6,758,257 B2 \* 7/2004 Lee ..... 160/166.1

\* cited by examiner

*Primary Examiner*—Holly H. Baynham

(74) *Attorney, Agent, or Firm*—Troxell Law Office, PLLC

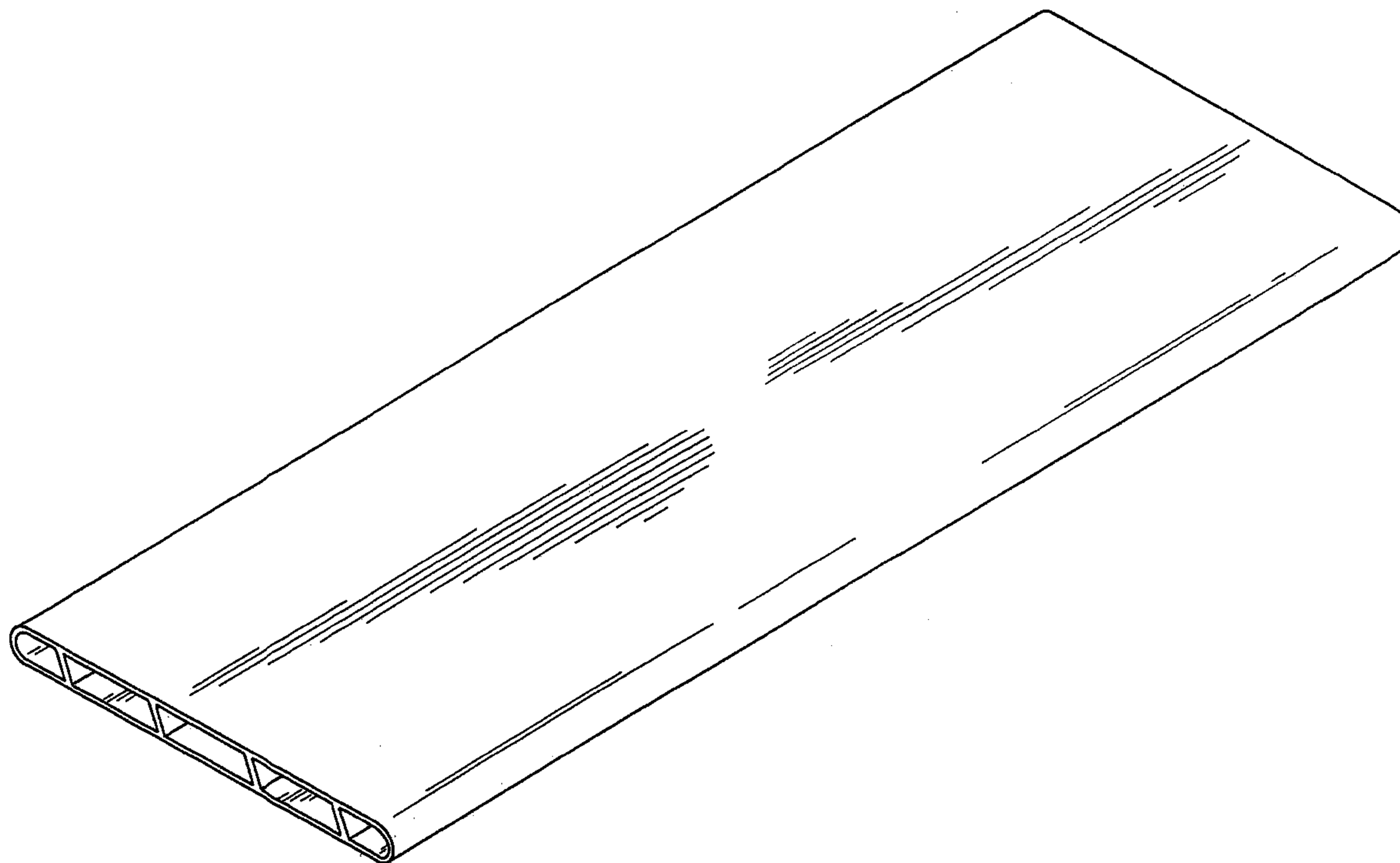
(57) **CLAIM**

The ornamental design for the “slat of blind,” as shown and described.

**DESCRIPTION**

FIG. 1 is a perspective view of a slat of blind showing my new design;  
FIG. 2 is a front and rear view thereof;  
FIG. 3 is a left side view thereof with the right side view being a mirror image; and,  
FIG. 4 is a top plan view thereof with the bottom view being identical in appearance.

**1 Claim, 3 Drawing Sheets**



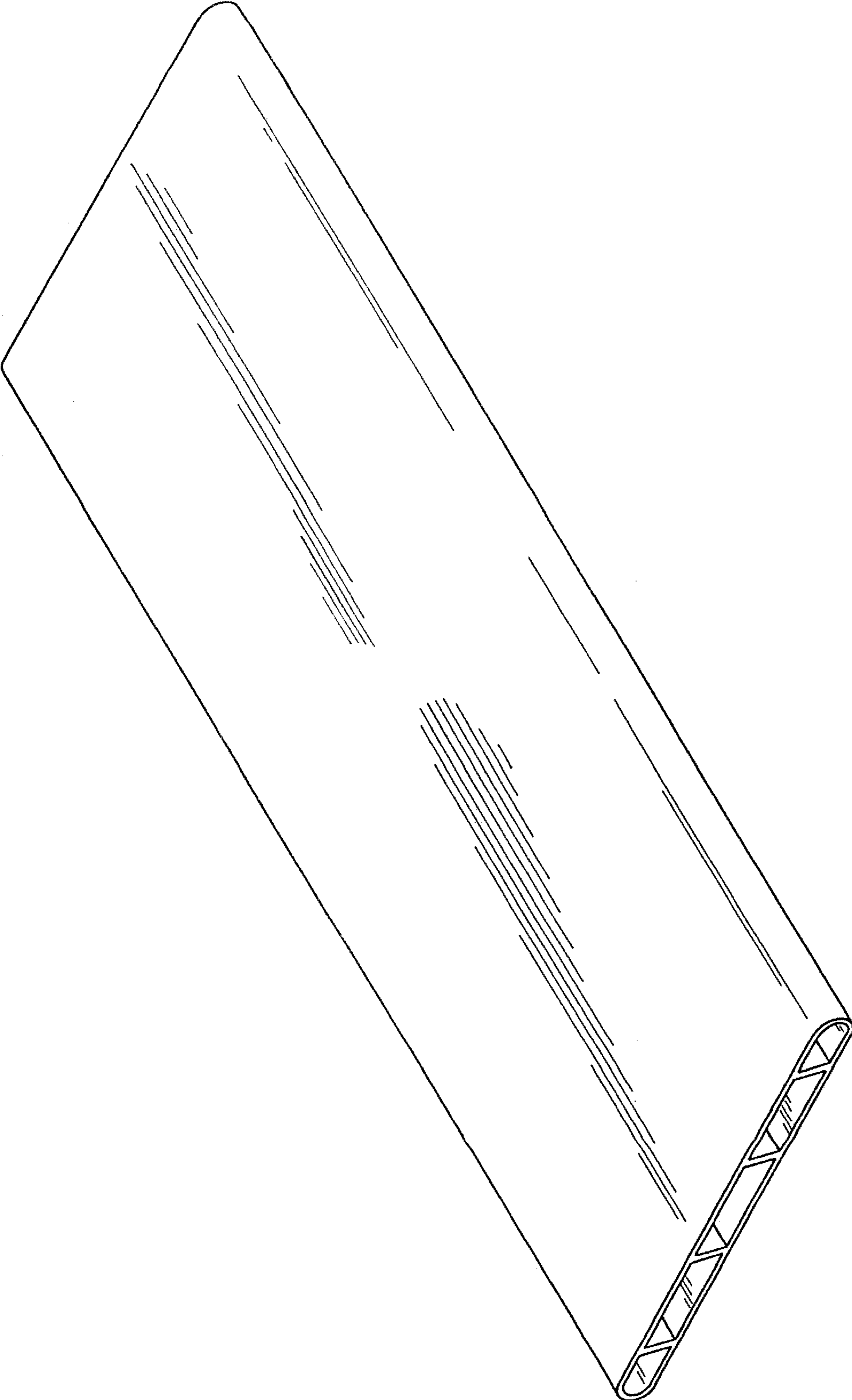


FIG. 1



FIG. 2



FIG. 3

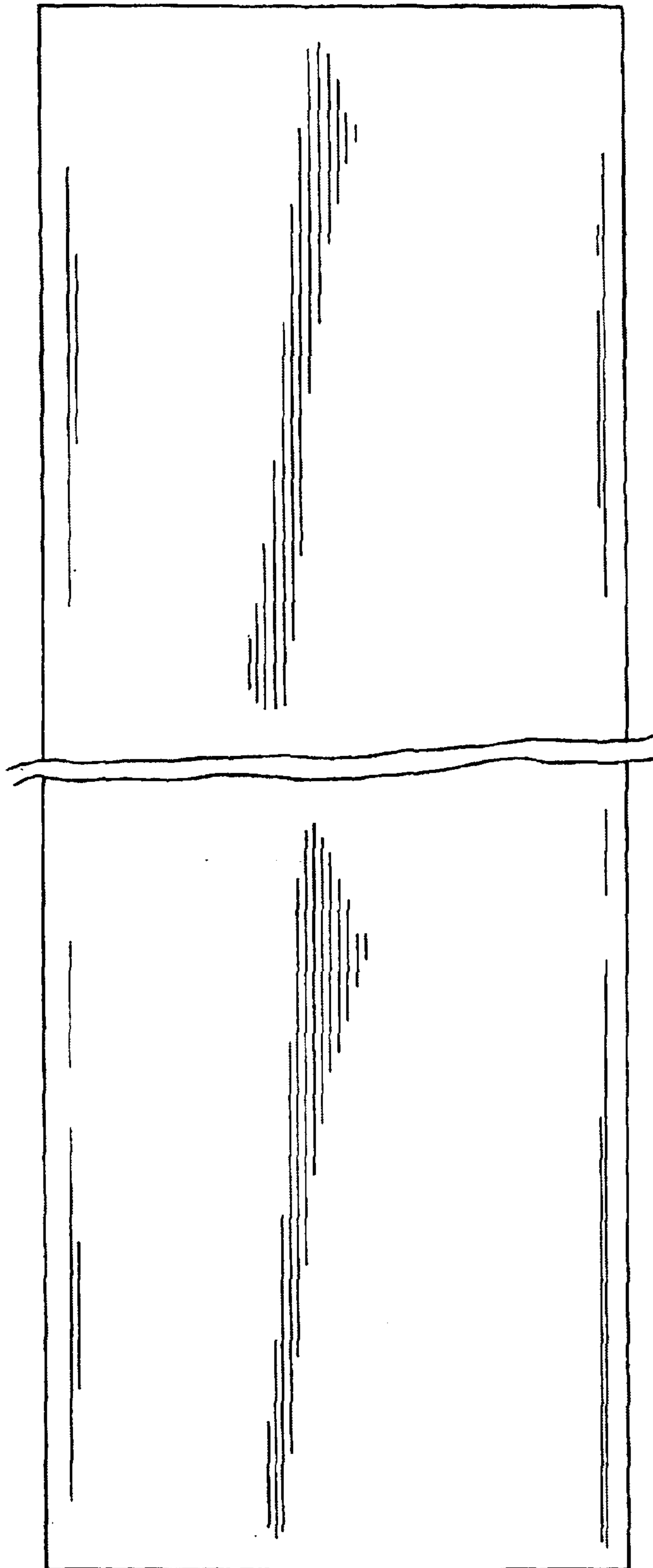


FIG. 4