



US00D514355S

(12) **United States Design Patent** (10) **Patent No.:** **US D514,355 S**
Cowan et al. (45) **Date of Patent:** **** Feb. 7, 2006**

(54) **MARTIAL ARTS BELT DISPLAY CASE**

(75) Inventors: **Kenneth J. Cowan**, Tecumseh (CA);
Joseph R. Branget, Windsor (CA)

(73) Assignee: **Partnership of Kenneth J. Cowan and
Veronica V. Cowan**, Tecumseh (CA)

(**) Term: **14 Years**

(21) Appl. No.: **29/206,951**

(22) Filed: **Jun. 8, 2004**

(51) **LOC (8) Cl.** **06-04**

(52) **U.S. Cl.** **D6/470; D6/570**

(58) **Field of Classification Search** D6/467-472,
D6/569, 570; 312/114, 204, 224
See application file for complete search history.

(56) **References Cited**

U.S. PATENT DOCUMENTS

D111,671 S	*	10/1938	Staub	D6/570
D171,328 S	*	1/1954	Greenlee	D6/563
D291,849 S	*	9/1987	Yates	D6/471
D294,899 S	*	3/1988	Anderson, III	D6/473
D316,346 S	*	4/1991	Jackson et al.	D6/464

D386,018 S	*	11/1997	Tosto, Jr.	D6/470
D404,225 S	*	1/1999	Mercer	D6/470
D426,401 S	*	6/2000	Conway, Jr.	D6/470
D430,755 S	*	9/2000	Simmons	D6/470
D442,412 S	*	5/2001	Gesing	D6/570
D447,363 S	*	9/2001	Tharpe	D6/470

* cited by examiner

Primary Examiner—Cathron C. Brooks

(74) *Attorney, Agent, or Firm*—Riches, McKenzie & Herbert LLP

(57) **CLAIM**

We claim the ornamental design for a martial arts belt display case, as shown.

DESCRIPTION

FIG. 1 is a perspective view of a display case showing our new design;

FIG. 2 is a front elevation view thereof;

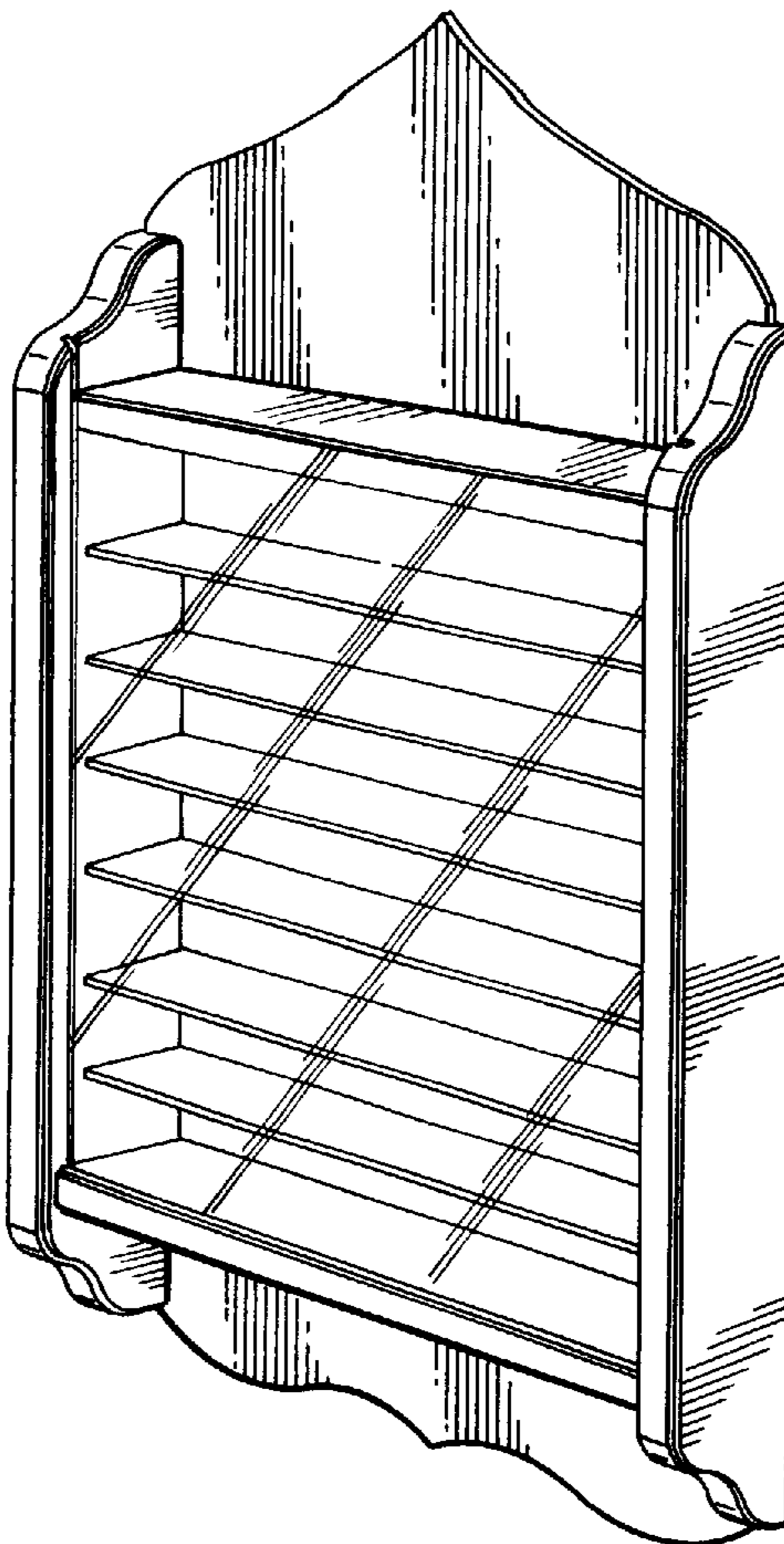
FIG. 3 is a left side elevation view thereof, the right side being a mirror image thereof;

FIG. 4 is a back elevation view thereof;

FIG. 5 is a top elevation view thereof; and,

FIG. 6 is a bottom elevation view thereof.

1 Claim, 2 Drawing Sheets



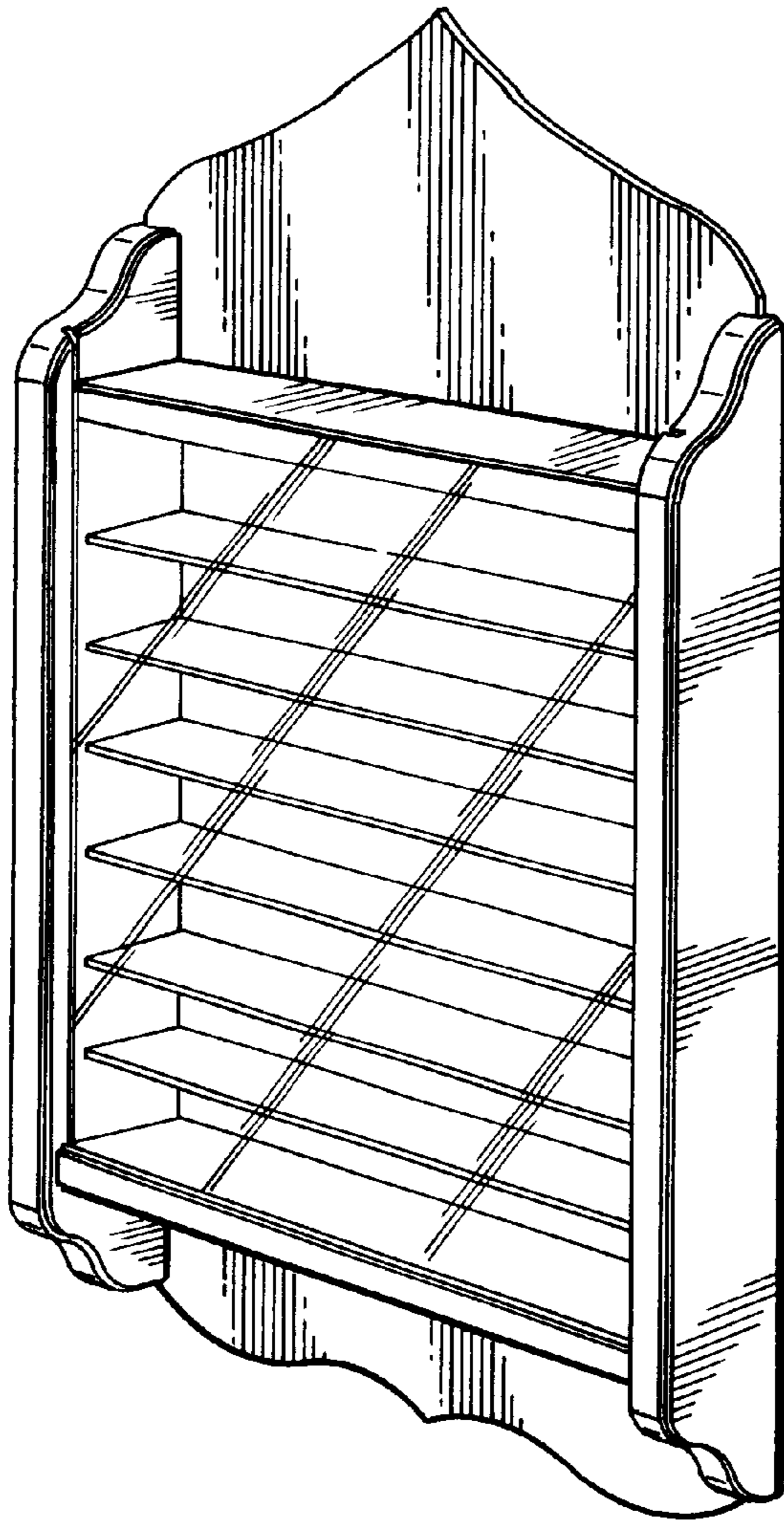


FIG. 1.

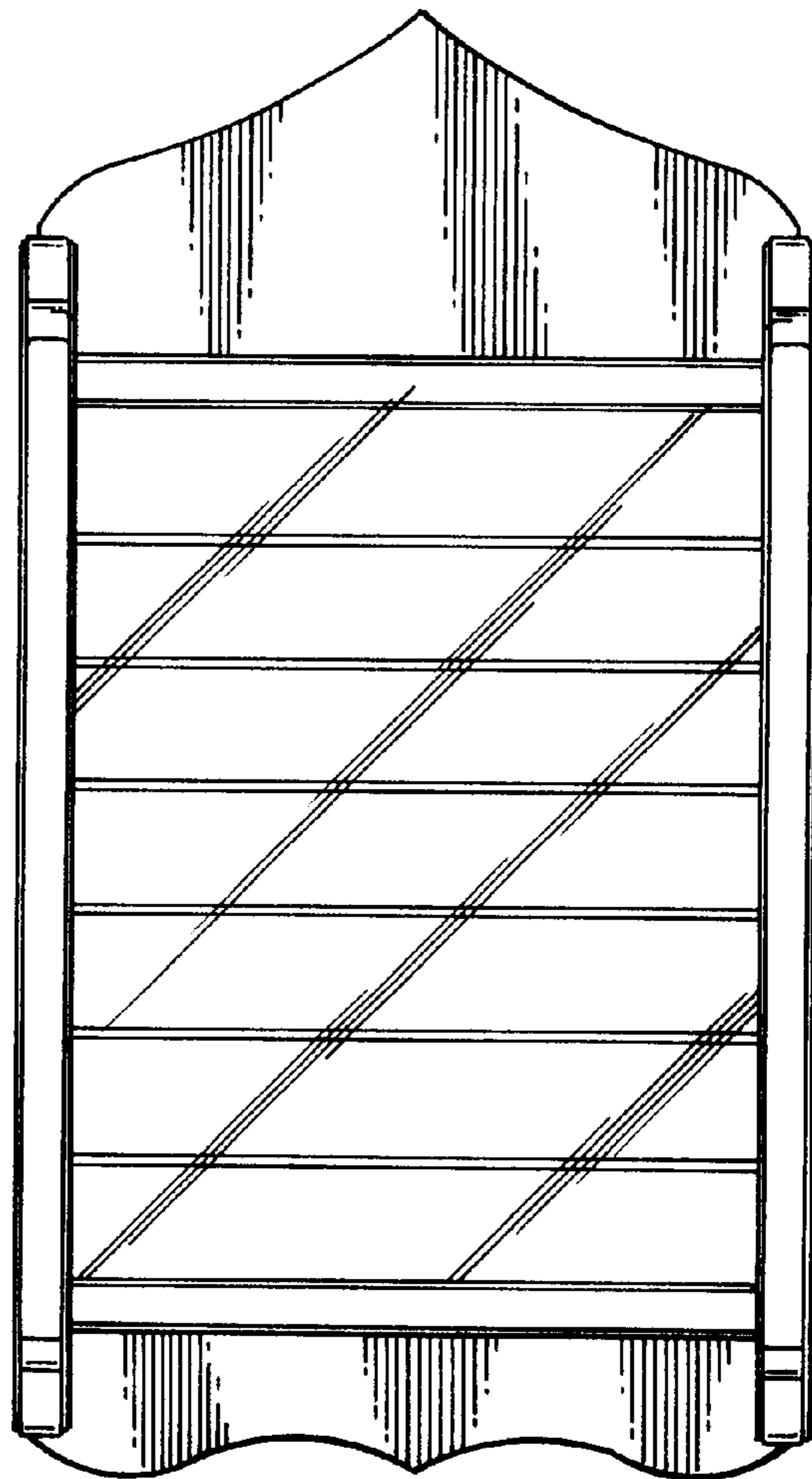


FIG. 2.




FIG. 3.




FIG. 4.

FIG. 5.

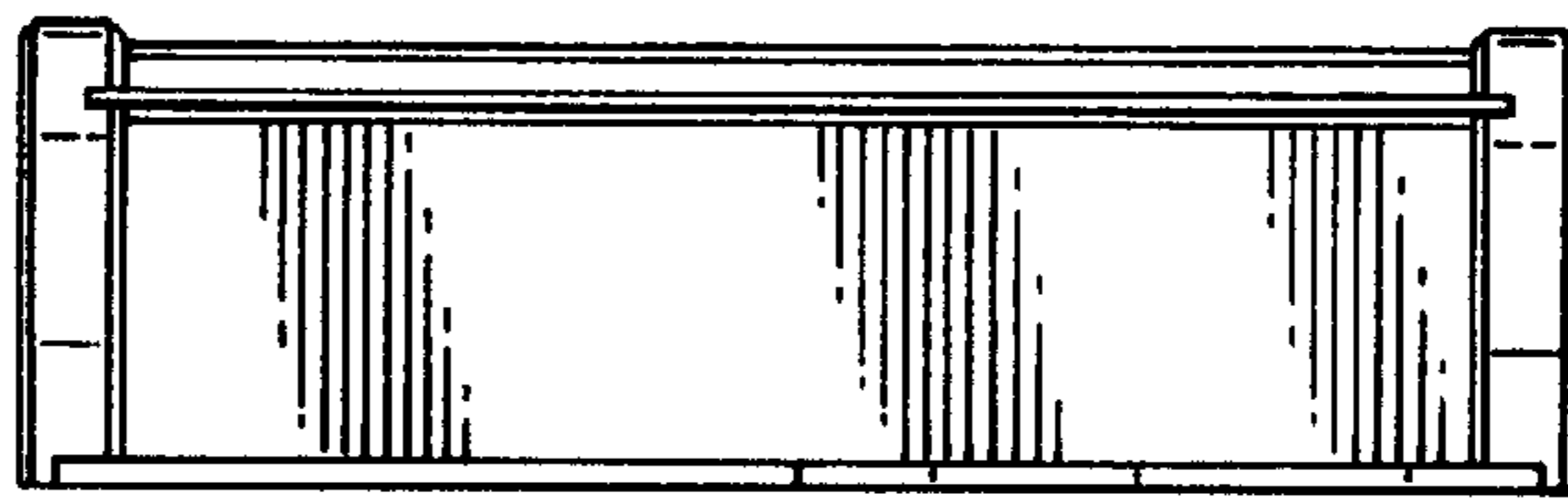


FIG. 6.

