



US00D514347S

(12) **United States Design Patent**
Natuzzi

(10) **Patent No.:** **US D514,347 S**
(45) **Date of Patent:** **** Feb. 7, 2006**

(54) **SOFA**

D504,027 S * 4/2005 Ricci D6/381

(75) **Inventor:** **Pasquale Natuzzi**, Santeramo in Colle
Bari (IT)

(73) **Assignee:** **Natuzzi S.p.A.**, Bari (IT)

(**) **Term:** **14 Years**

(21) **Appl. No.:** **29/213,023**

(22) **Filed:** **Sep. 13, 2004**

(51) **LOC (8) Cl.** **06-01**

(52) **U.S. Cl.** **D6/381**

(58) **Field of Classification Search** D6/334-336,
D6/371, 381, 500-502; 5/12.1; 297/232,
297/445.1

See application file for complete search history.

(56) **References Cited**

U.S. PATENT DOCUMENTS

D369,479 S	*	5/1996	Natuzzi et al.	D6/381
D388,631 S	*	1/1998	Natuzzi et al.	D6/381
D430,422 S	*	9/2000	Natuzzi et al.	D6/381
D491,000 S	*	6/2004	Ricci	D6/381
D495,897 S	*	9/2004	Ricci	D6/381
D502,020 S	*	2/2005	Mohundro	D6/381

OTHER PUBLICATIONS

Natuzzi Model 1855, International Home Furnishings Market in High Point, NC. Jul. 1999.*

* cited by examiner

Primary Examiner—Caron D. Veynar

Assistant Examiner—Vy Nguyen

(74) *Attorney, Agent, or Firm*—Egbert Law Offices

(57) **CLAIM**

I claim the ornamental design for a sofa, as shown and described.

DESCRIPTION

FIG. 1 is a front elevation view of the sofa showing my design.

FIG. 2 is top plan view thereof;


FIG. 3 is a front perspective view thereof;

FIG. 4 is a back perspective view thereof; and,

FIG. 5 is a side view thereof, an opposite side view being a mirror image thereof.

The broken lines shown on the sofa are understood to represent stitching.

1 Claim, 3 Drawing Sheets






FIG. 1




FIG. 2




FIG. 3




FIG. 4




FIG. 5