



US00D514333S

(12) **United States Design Patent** (10) **Patent No.:** **US D514,333 S**
Steider et al. (45) **Date of Patent:** **** Feb. 7, 2006**

(54) **TIN CEILING TILE PICTURE FRAME**

(75) Inventors: **Glynis E. Steider**, 104 Red Bluff Ct., Hickory Creek, TX (US) 75065; **Rachel S. Baish-Forti**, 941 Hondo Rd., Lantana, TX (US) 76226

(73) Assignees: **Glynis E. Steider**, Hickory Creek, TX (US); **Rachel S. Baish-Forti**, Hickory Creek, TX (US)

(**) Term: **14 Years**

(21) Appl. No.: **29/215,500**

(22) Filed: **Oct. 20, 2004**

(51) **LOC (8) Cl.** **06-07**

(52) **U.S. Cl.** **D6/300**

(58) **Field of Classification Search** D6/300-314;
40/700, 745, 714-716, 721, 722, 724, 735,
40/734, 761, 765, 747, 768, 780, 790, 798,
40/774, 776, 800

See application file for complete search history.

(56) **References Cited**

U.S. PATENT DOCUMENTS

4,939,858 A * 7/1990 Dailey 40/732
4,967,499 A * 11/1990 Rosenberg 40/732

* cited by examiner

Primary Examiner—Holly Baynham
Assistant Examiner—Sydney R. Buffalow

(74) *Attorney, Agent, or Firm*—Mark W. Handley; Chauza & Handley, L.L.P.

(57) **CLAIM**

The ornamental design for a tin ceiling tile picture frame, as shown and described.

DESCRIPTION

FIG. 1 is a perspective view showing a front side of a tin ceiling tile picture frame embodying my design; FIG. 2 is a right side view of the tin ceiling tile picture frame; FIG. 3 is a left side view of the tin ceiling tile picture frame; FIG. 4 is a bottom view of the tin ceiling tile picture frame; FIG. 5 is a top view of the tin ceiling tile picture frame; FIG. 6 is a front view of the tin ceiling tile picture frame; FIG. 7 is a perspective view showing a rear side of the tin ceiling tile picture frame; and, FIG. 8 is a rear view of the tin ceiling tile picture frame.

The broken lines are shown for illustrative purposes only and form no part of the claimed design. The front surface of the tin ceiling tile picture frame has a raised, embossed pattern (not shown), which is not part of the ornamental design claimed herein.

1 Claim, 3 Drawing Sheets

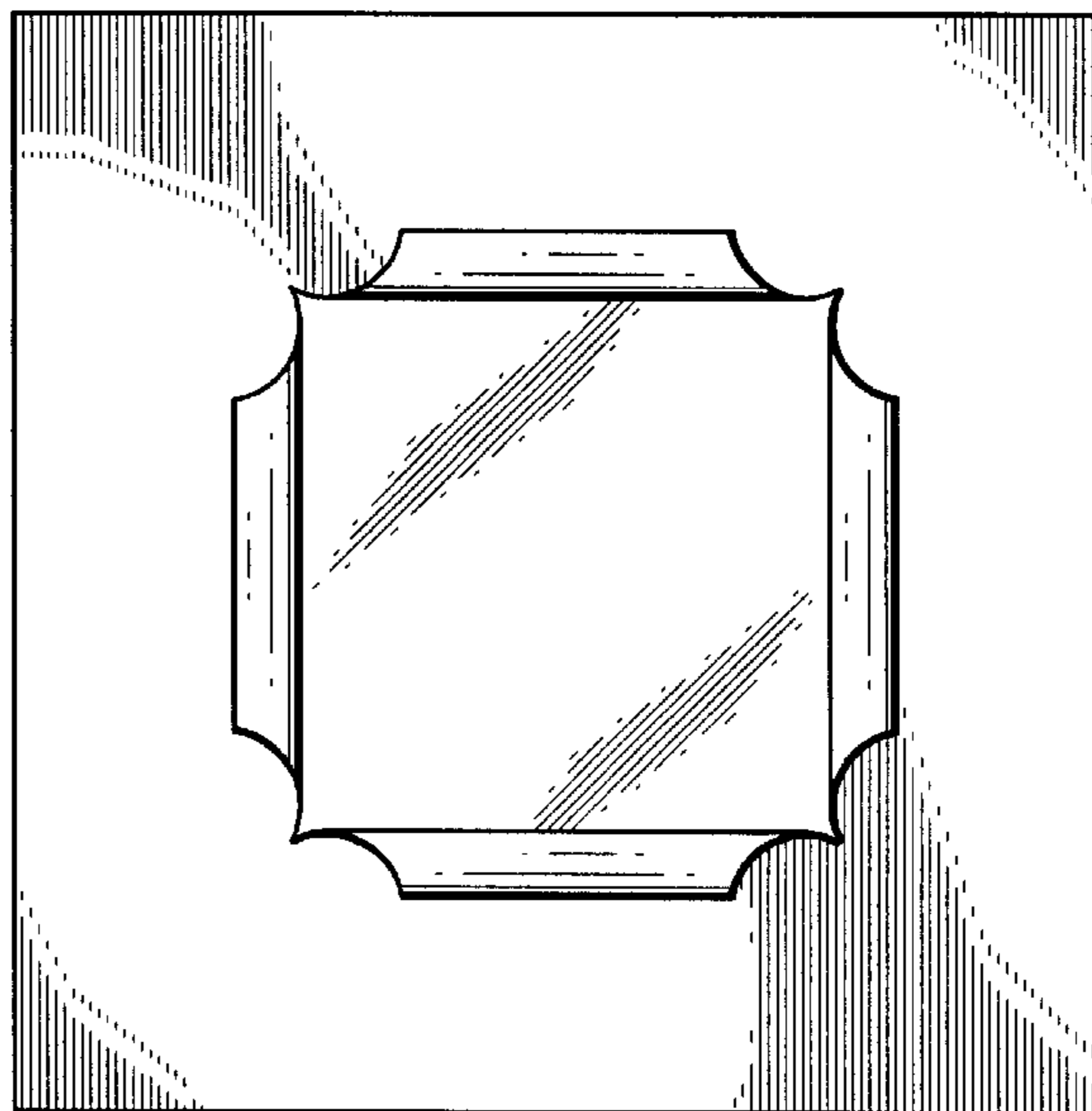
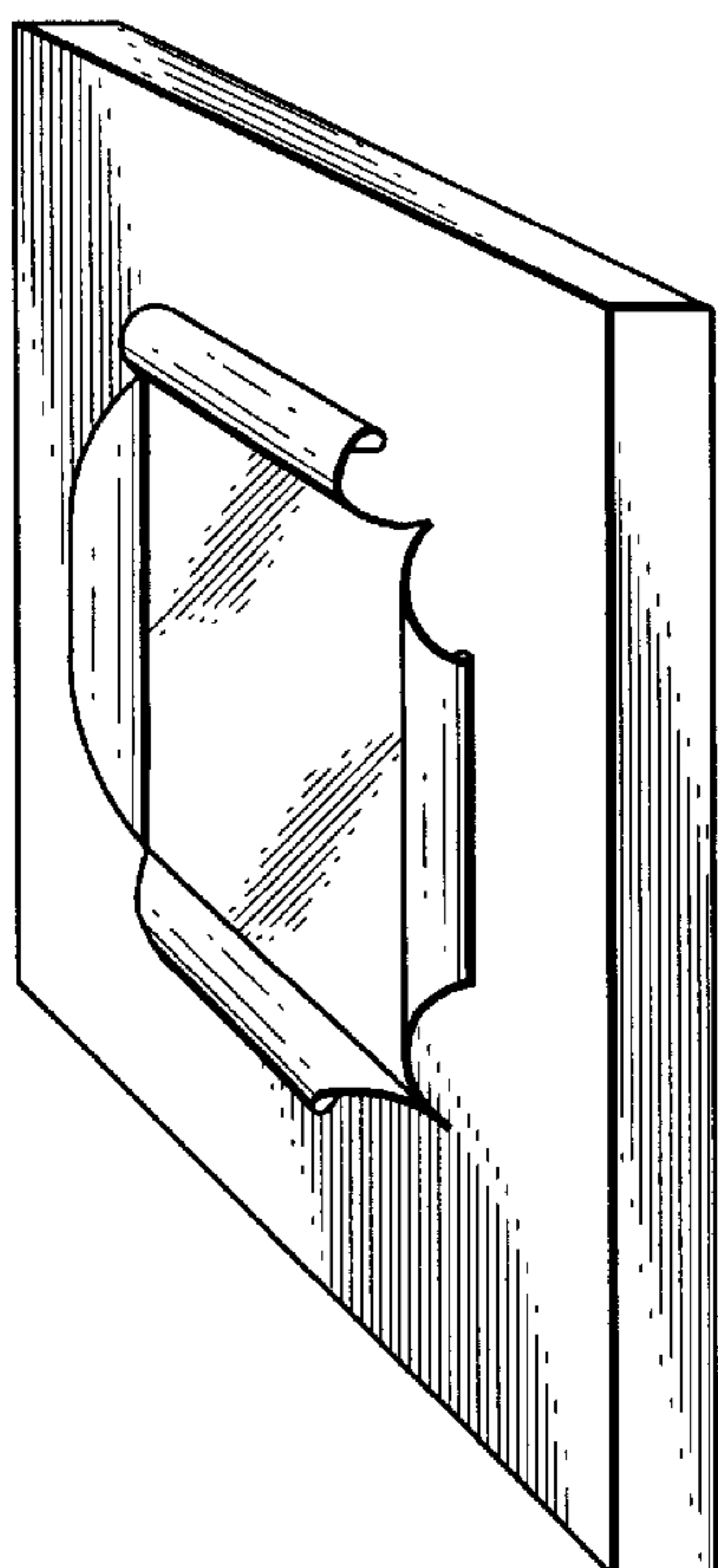


FIG. 1

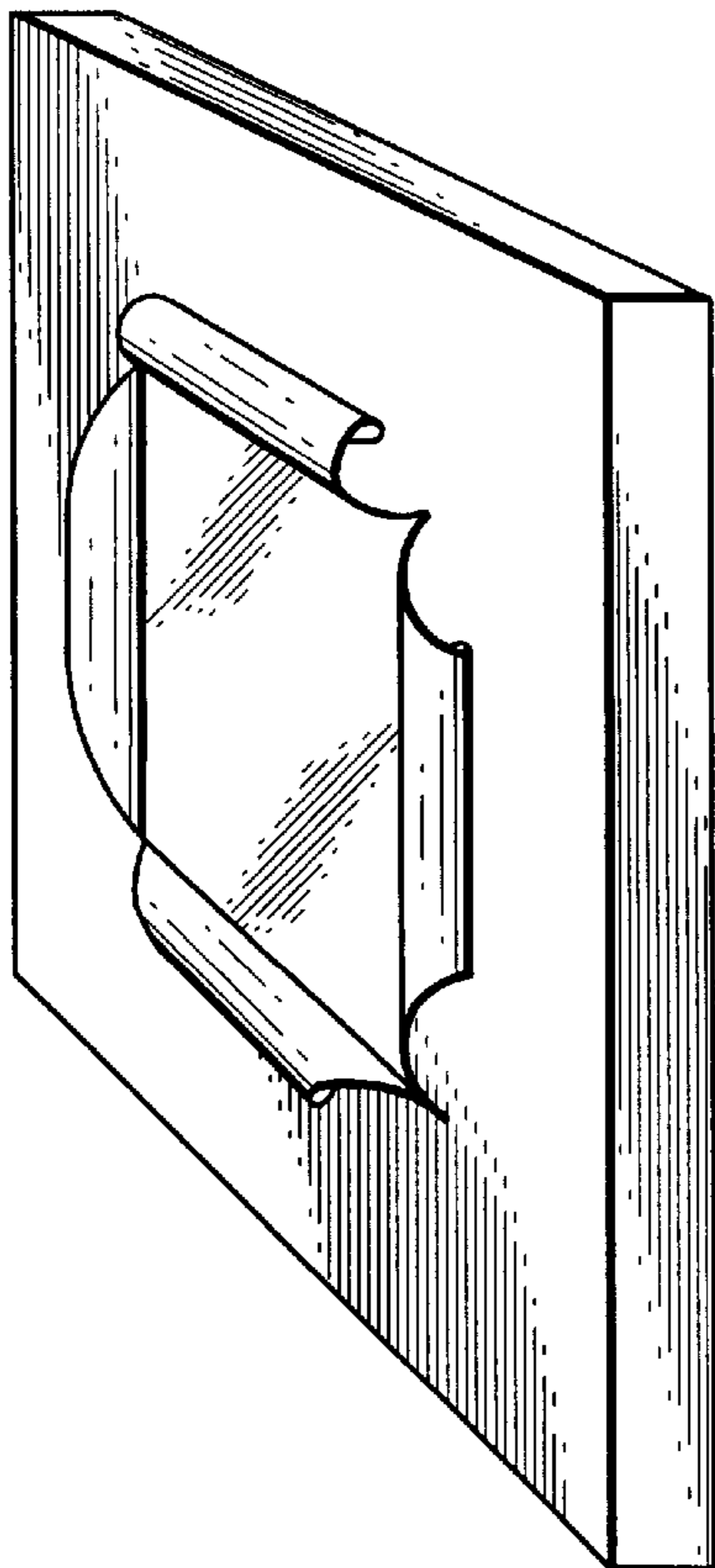


FIG. 2



FIG. 3




FIG. 4




FIG. 5




FIG. 6

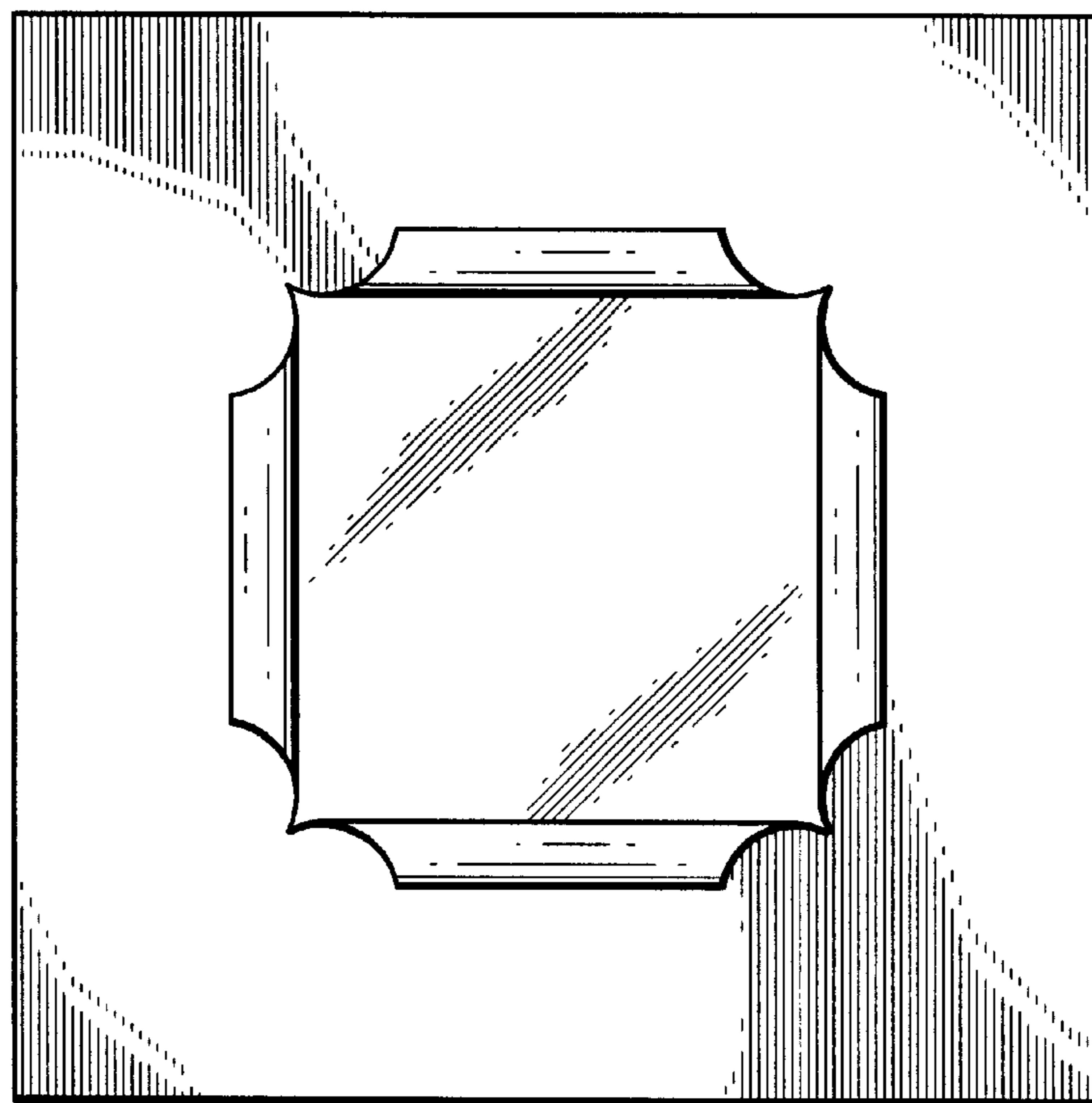


FIG. 7

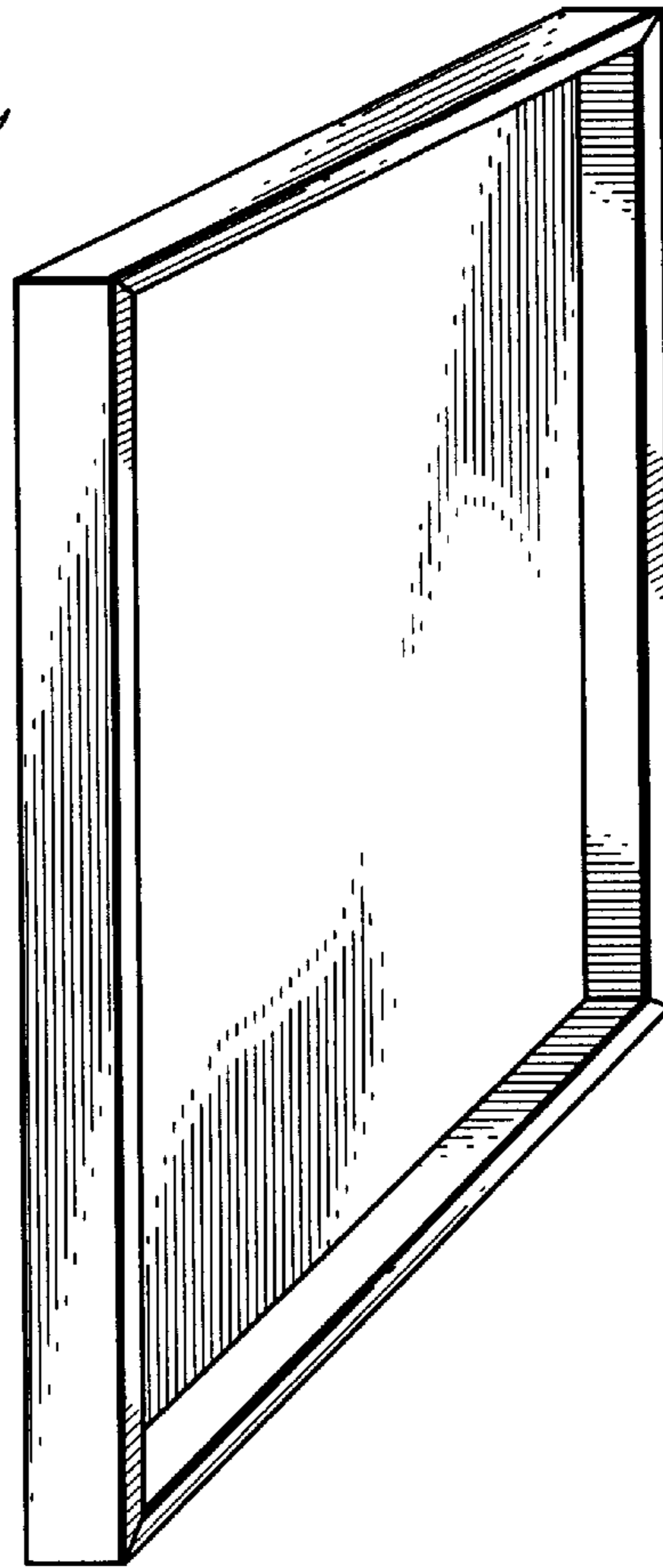


FIG. 8

