



US00D514308S

(12) **United States Design Patent**
Wahl et al.

(10) **Patent No.:** **US D514,308 S**
(45) **Date of Patent:** **** Feb. 7, 2006**

(54) **TABLET CASE**

(75) Inventors: **Stephen Don Wahl**, Palo Alto, CA (US); **Aaron Richard Servier**, San Francisco, CA (US); **Robert Peter Arko**, Palo Alto, CA (US)

(73) Assignee: **Warner-Lambert Company LLC**, Morris Plains, NJ (US)

(**) Term: **14 Years**

(21) Appl. No.: **29/216,520**

(22) Filed: **Nov. 4, 2004**

(51) **LOC (8) Cl.** **03-01**

(52) **U.S. Cl.** **D3/203.2**

(58) **Field of Classification Search** D3/203.2, D3/203.1, 203.3, 203.4, 294, 201-205; D9/730-734; D28/5-6, 83; 206/530-534, 540
See application file for complete search history.

(56) **References Cited**

U.S. PATENT DOCUMENTS

D420,240 S * 2/2000 Sorenson et al. D3/201
D468,524 S * 1/2003 Sinton et al. D3/203.2
D477,143 S * 7/2003 Nagata et al. D3/294

D496,134 S * 9/2004 Lai D28/83
D503,530 S * 4/2005 Roche et al. D3/203.2

* cited by examiner

Primary Examiner—Catherine R. Oliver
(74) *Attorney, Agent, or Firm*—Evan J. Federman

(57) **CLAIM**

We claim the ornamental design for a tablet case, as shown and described.

DESCRIPTION

FIG. 1 is a front perspective view of a tablet case. FIG. 2 is a top plan view of the tablet case. FIG. 3 is a front elevation view of the tablet case. FIG. 4 is a rear elevation view of the tablet case. FIG. 5 is a side elevation view of the tablet case. FIG. 6 is a bottom plan view of the tablet case; and, FIG. 7 is a front perspective view of the tablet case showing various blister cards that may be stored in the tablet case. The ornamental design for the tablet case which is claimed is shown in solid lines in the drawings. The broken lines in the drawings, showing different blister cards and tablets that may be stored in the tablet case, are for illustrative purposes only and form no part of the claimed design.

1 Claim, 4 Drawing Sheets

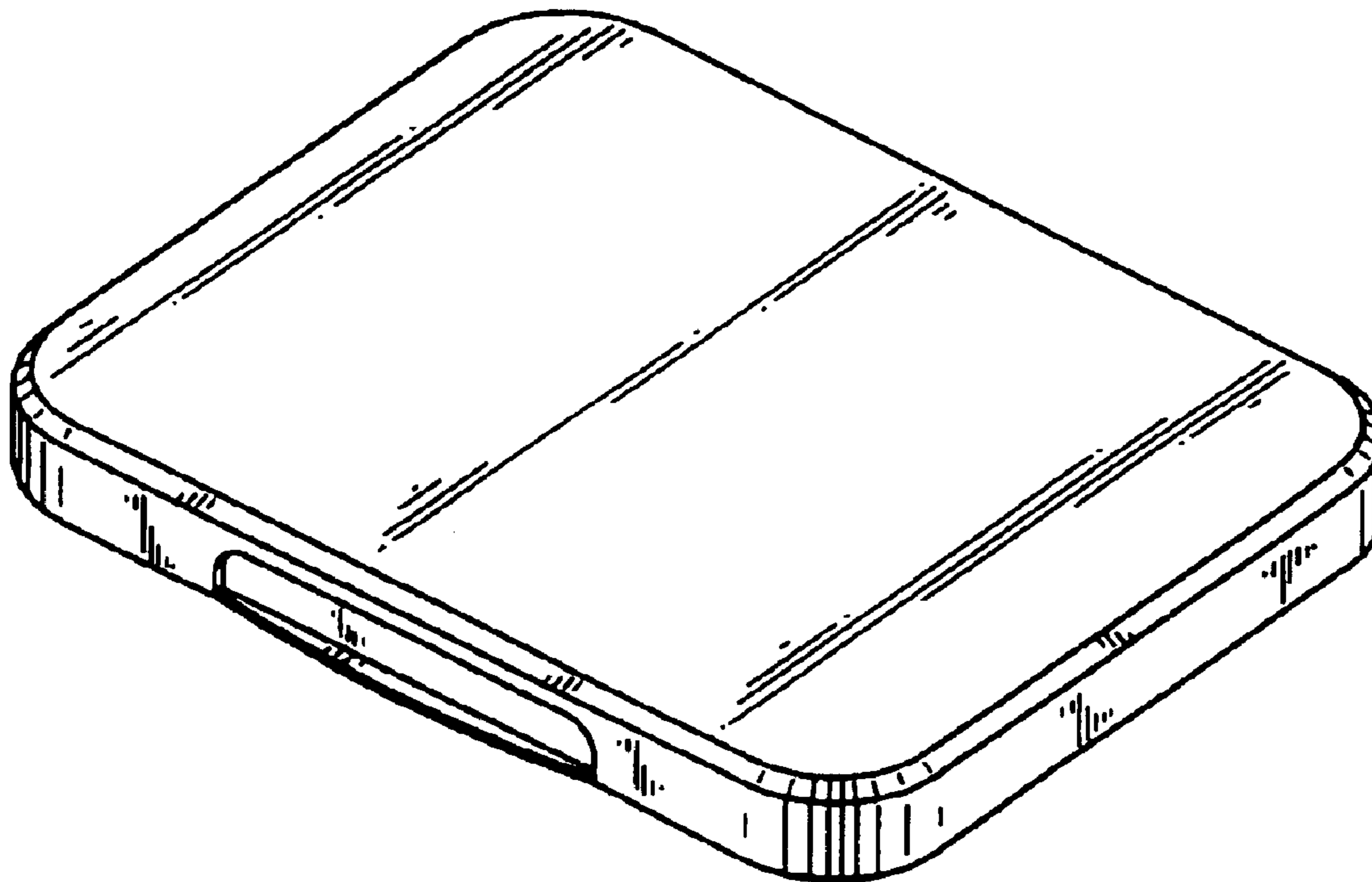


FIG. 1

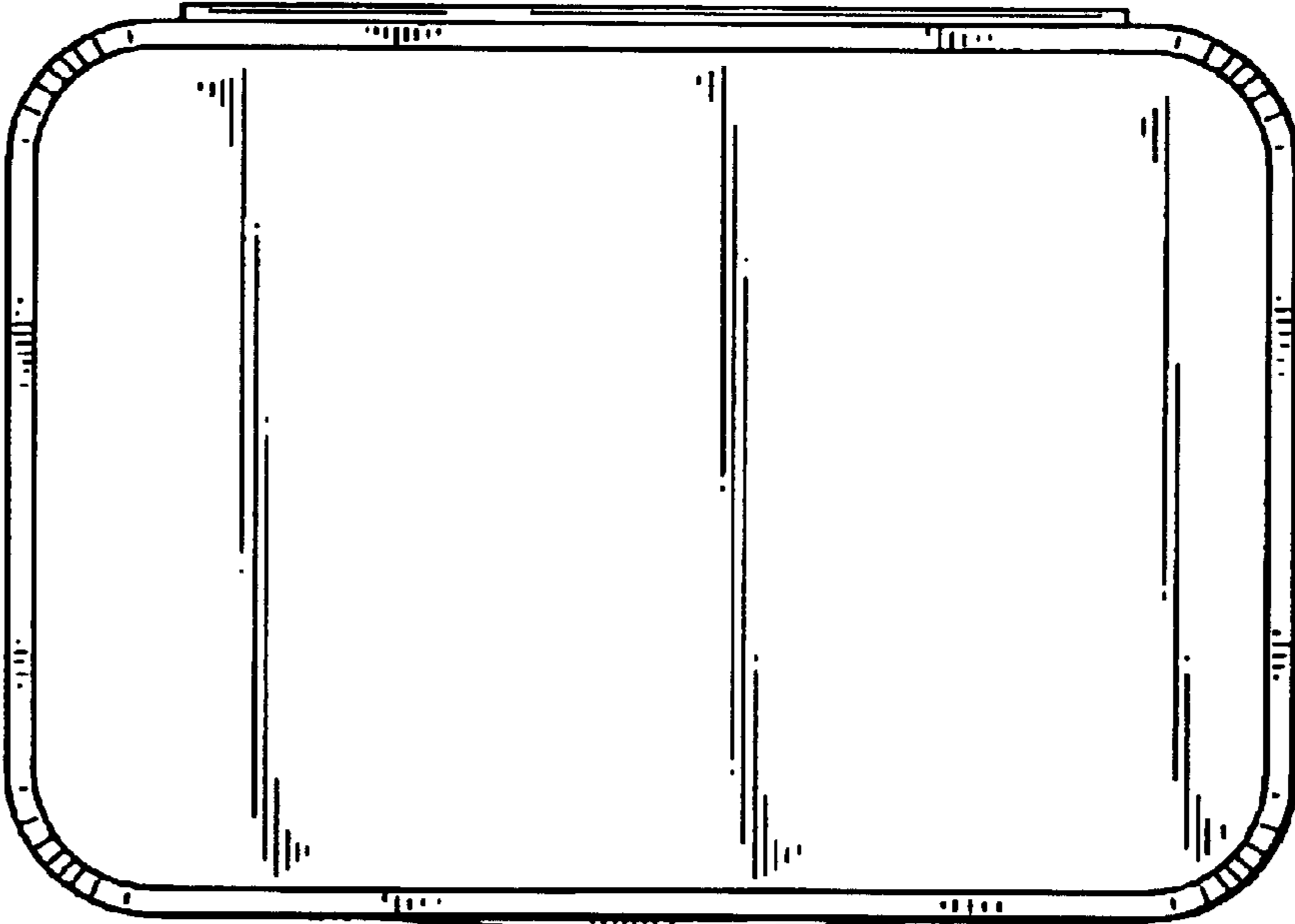
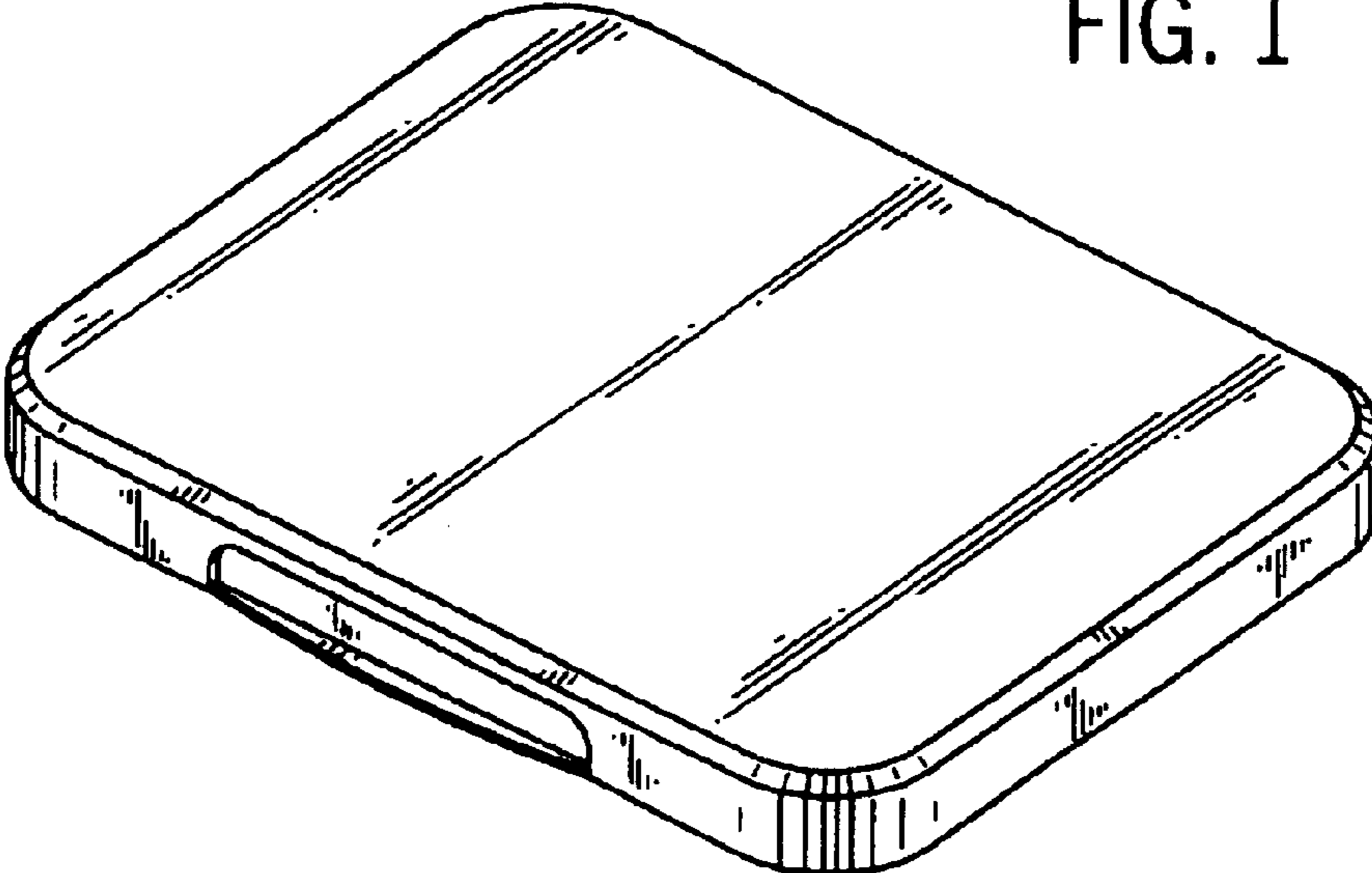


FIG. 2




FIG. 3




FIG. 4




FIG. 5




FIG. 6

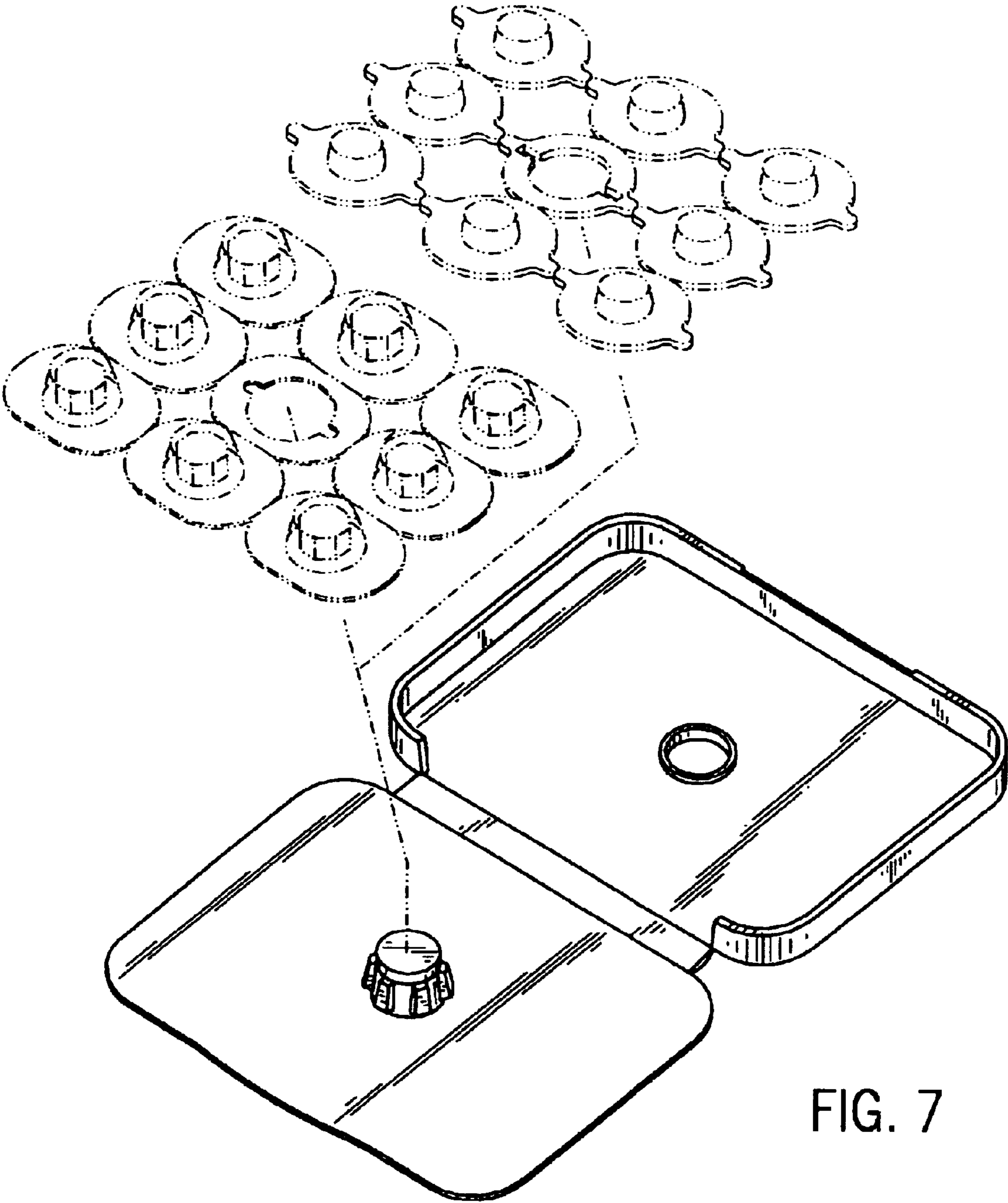


FIG. 7