



US00D514304S

(12) **United States Design Patent** (10) **Patent No.:** **US D514,304 S**
McCullagh (45) **Date of Patent:** **** Feb. 7, 2006**

(54) **PORTION OF A SHOE UPPER**
(75) Inventor: **Cory McCullagh**, Portland, OR (US)
(73) Assignee: **Nike, Inc.**, Beaverton, OR (US)
(**) Term: **14 Years**
(21) Appl. No.: **29/221,996**
(22) Filed: **Jan. 26, 2005**
(51) **LOC (8) Cl.** **02-99**
(52) **U.S. Cl.** **D2/972**
(58) **Field of Classification Search** D2/902,
D2/907, 908, 943, 944, 969, 972-974; 36/45,
36/50.1, 77 M, 77 R, 83, 88, 113, 114, 126-131,
36/136
See application file for complete search history.

Nike Footwear Catalog Fall 2005, p. 54, published Nov. 2004.
Nike Footwear Catalog Spring 2004, p. W32, published Jun. 2003.
Nike Footwear Catalog Holiday 2003, p. M6, published Mar. 2003.
Nike Footwear Catalog Holiday 2003, p. W5, published Mar. 2003.
Nike Footwear Catalog Holiday 2003, p. W10, published Mar. 2003.
Nike Footwear Catalog Fall 2003, p. W20, published Nov. 2002.
Nike Footwear Catalog Fall 2002, p. M7, published Nov. 2001.
Nike Footwear Catalog Holiday 2002, p. M7, published Mar. 2002.
Nike Footwear Catalog Fall 2000, p. W10, published Nov. 1999.
Nike Footwear Catalog Holiday 2000, p. M6, published Mar. 2000.

(56) **References Cited**
U.S. PATENT DOCUMENTS

D90,235 S	7/1933	Daniels	
D140,573 S	3/1945	Sandler	
D336,148 S	6/1993	Adams	
D413,718 S	9/1999	Lupo	
D429,412 S	8/2000	Tresser	
D434,551 S	12/2000	Snyder	
D448,148 S	9/2001	Matis et al.	
D476,145 S	6/2003	Adams et al.	
D487,336 S	3/2004	Matis	
D490,231 S	5/2004	Estey	
D490,600 S	6/2004	Lozano	
D491,346 S	6/2004	Roulo	
D494,753 S	8/2004	Kozo	
D498,910 S	* 11/2004	Link	D2/972
D499,876 S	12/2004	Lozano	

OTHER PUBLICATIONS

Nike Footwear Catalog Spring 2005, p. M86, published Jun. 2004.
Nike Footwear Catalog Spring 2005, p. W20, published Jun. 2004.
Nike Footwear Catalog Spring 2005, p. W31, published Jun. 2004.

* cited by examiner

Primary Examiner—Dominic Simone
(74) *Attorney, Agent, or Firm*—Banner & Witcoff, Ltd.

(57) **CLAIM**

The ornamental design for a portion of a shoe upper, as shown and described.

DESCRIPTION

FIG. 1 is a first perspective view of a portion of a shoe upper showing my new design;
FIG. 2 is a second perspective view thereof; and,
FIG. 3 is a side elevational view thereof.
The uneven broken line immediately adjacent to the shaded area represents an unclaimed boundary of the design. The uneven broken line showing of the remainder of the shoe is for illustrative purposes only and forms no part of the claimed design.

1 Claim, 3 Drawing Sheets

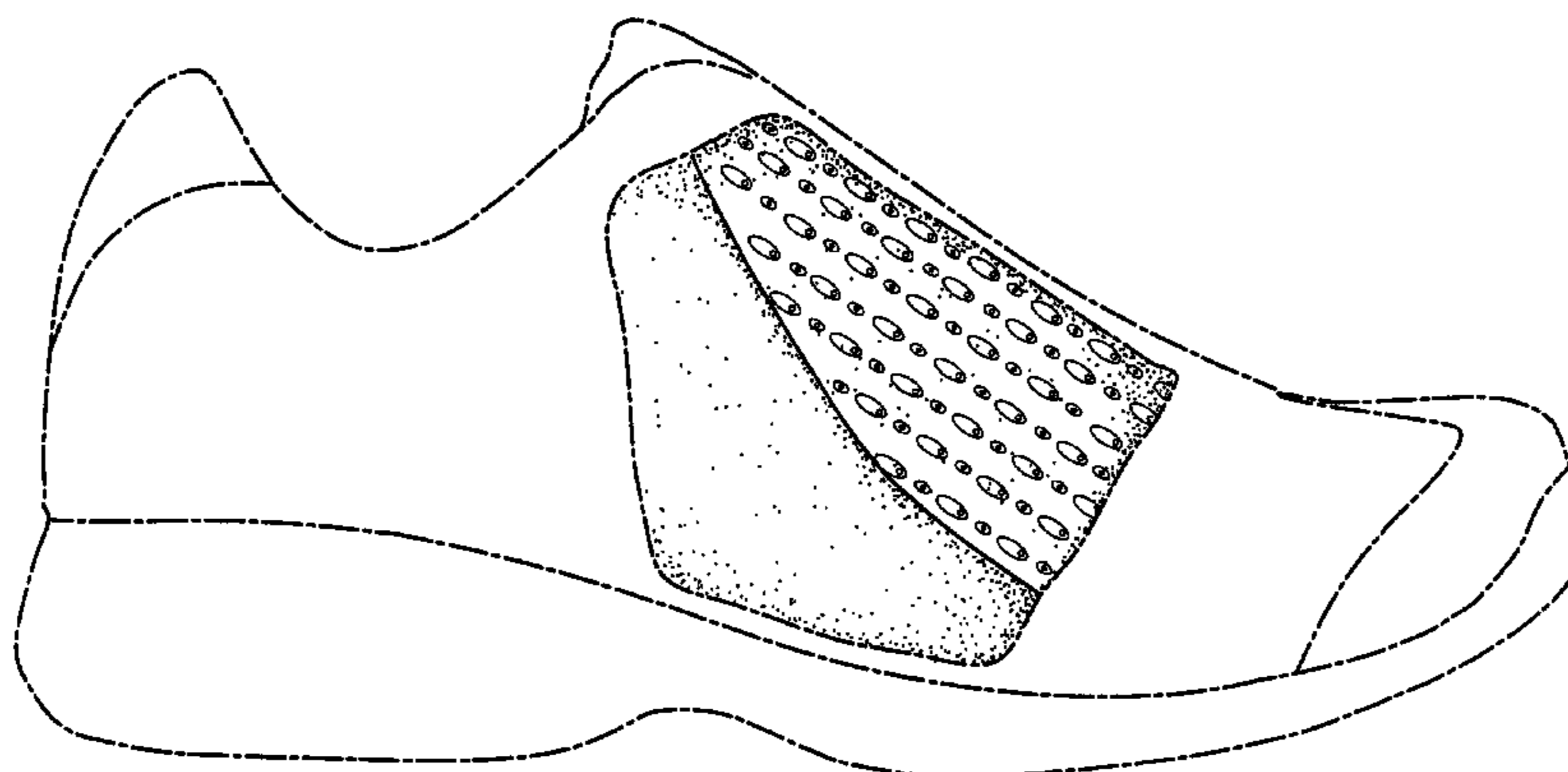


FIG. 1

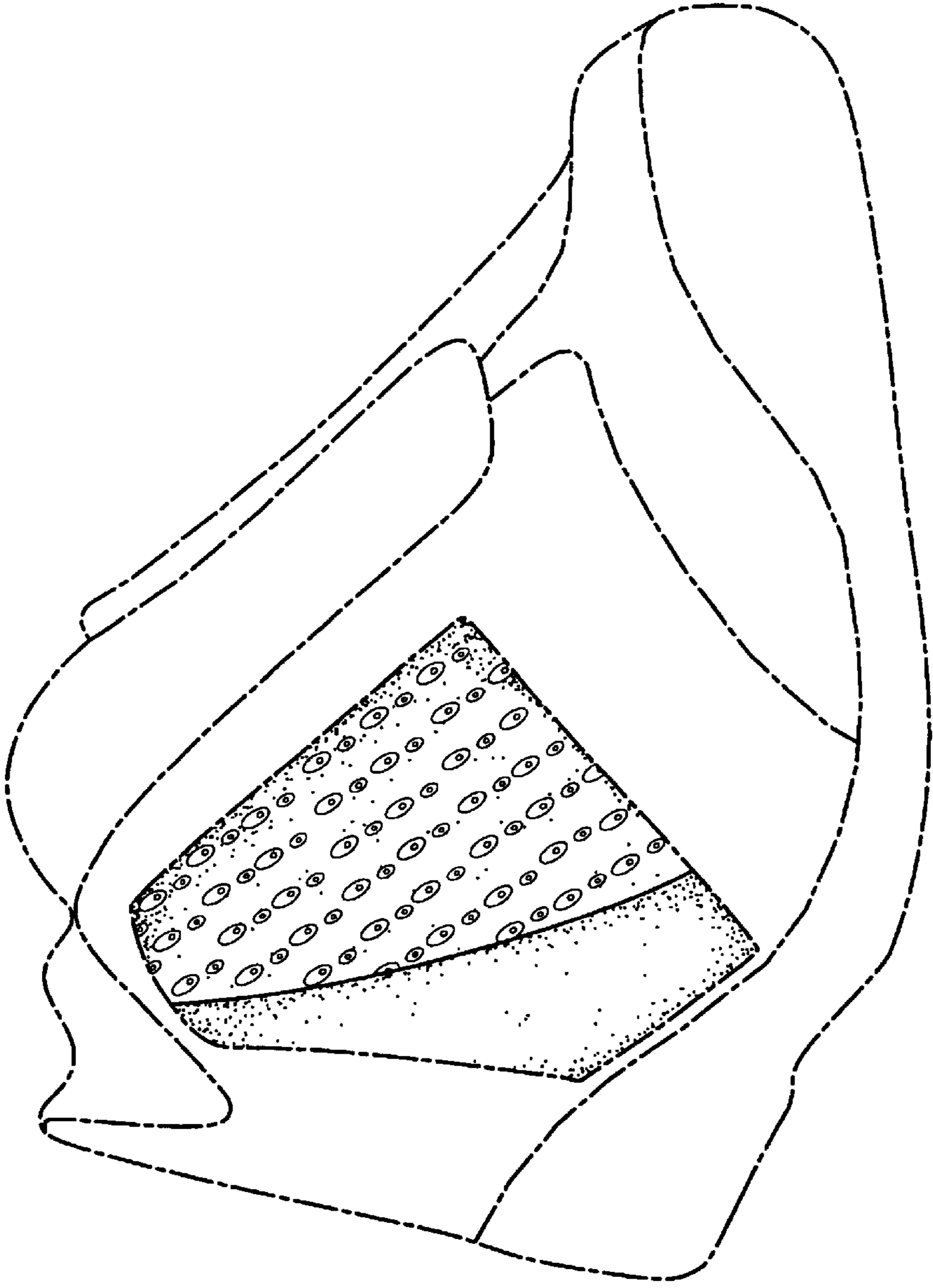


FIG. 2

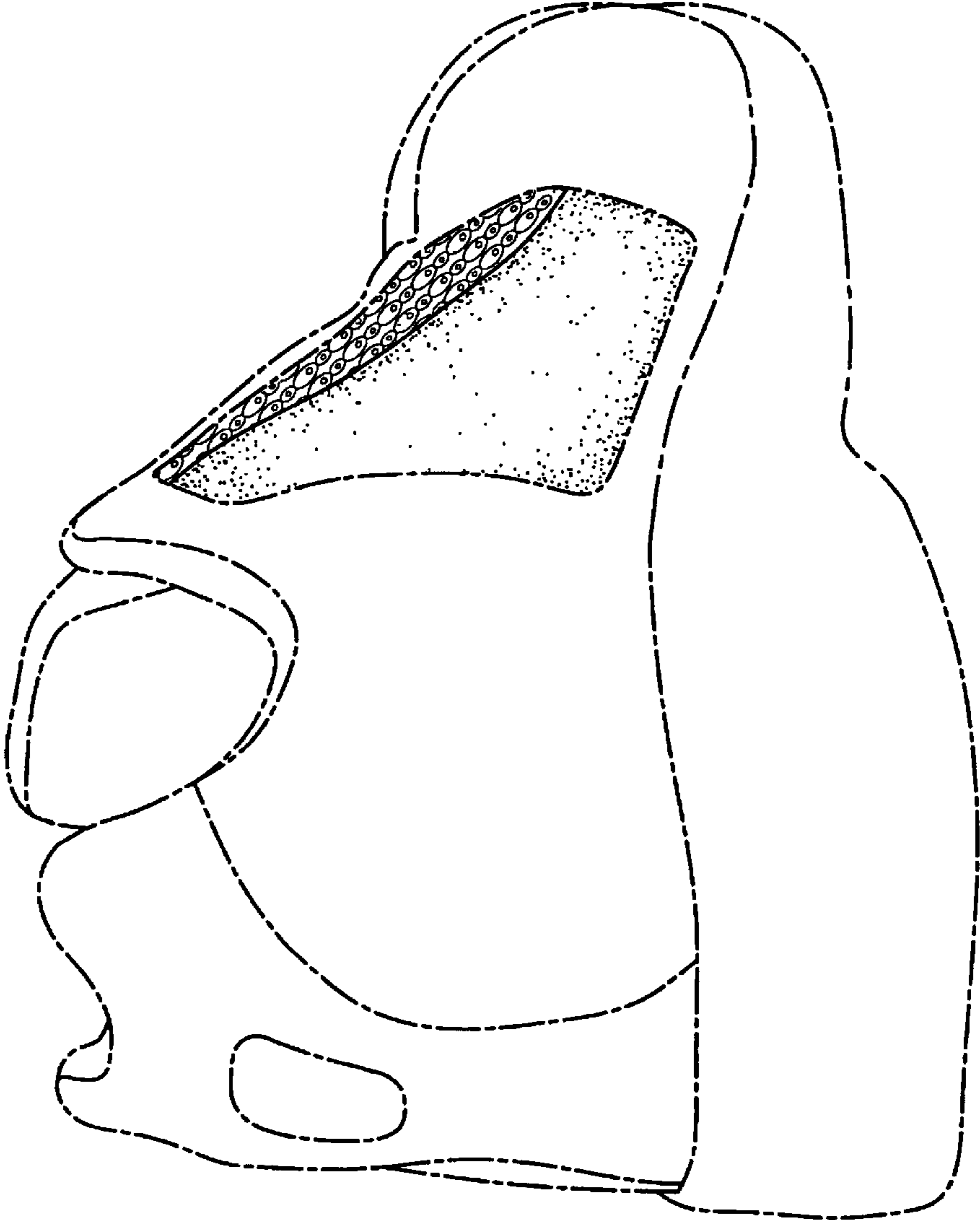


FIG. 3

