



US00D514303S

(12) **United States Design Patent** (10) **Patent No.:** **US D514,303 S**
Wahoske (45) **Date of Patent:** **** Feb. 7, 2006**

(54) **PORTION OF A SHOE UPPER**
(75) Inventor: **Brad Wahoske**, Portland, OR (US)
(73) Assignee: **Nike, Inc.**, Beaverton, OR (US)
(**) Term: **14 Years**
(21) Appl. No.: **29/221,995**
(22) Filed: **Jan. 26, 2005**
(51) **LOC (8) Cl.** **02-99**
(52) **U.S. Cl.** **D2/972**
(58) **Field of Classification Search** D2/902,
D2/907, 908, 943, 944, 969, 972-974; 36/45,
36/50.1, 77 M, 77 R, 83, 88, 113, 114, 126-131,
36/136
See application file for complete search history.

Nike Footwear Catalog Holiday 2001, p. W118, published Feb. 2001.
Nike Footwear Catalog Late Spring 2003, p. M5, published Sep. 2002.
Nike Footwear Catalog Fall 2003, p. M15, published Nov. 2002.
Nike Footwear Catalog Spring 2004, pp. W9 & W12, published Jun. 2003.
Nike Footwear Catalog Spring 2004, p. W13, published Jun. 2003.
Nike Footwear Catalog Spring 2004, p. W16, published Jun. 2003.
Nike Footwear Catalog Spring 2004, p. W27, published Jun. 2003.
Nike Footwear Catalog Fall 2004, p. W3, published Nov. 2003.

* cited by examiner

(56) **References Cited**
U.S. PATENT DOCUMENTS

D333,550 S	*	3/1993	Marziali et al.	D2/969
D335,385 S		5/1993	Kawabata		
D387,549 S		12/1997	Rusnak		
D393,939 S	*	5/1998	Greene	D2/972
D415,883 S		11/1999	Kozo		
D415,884 S		11/1999	Kozo		
D420,499 S		2/2000	Dolinsky		
D468,087 S		1/2003	Estey		
D474,011 S		5/2003	Smith		
D477,708 S		7/2003	Smith		
D490,602 S	*	6/2004	Dombrow	D2/972
D491,346 S		6/2004	Roulo		
D498,911 S		11/2004	Young		
D501,985 S	*	2/2005	Lee	D2/972

OTHER PUBLICATIONS

Nike Footwear Catalog Fall 1999, p. W9, published Nov. 1998.
Nike Footwear Catalog Spring 2000 #1, p. M32, published Jul. 1999.

Primary Examiner—Dominic Simone
(74) *Attorney, Agent, or Firm*—Banner & Witcoff, Ltd.

(57) **CLAIM**


The ornamental design for a portion of a shoe upper, as shown and described.

DESCRIPTION

FIG. 1 is a front perspective view of a portion of a shoe upper showing my new design;
FIG. 2 is a rear perspective view thereof;
FIG. 3 is a side view thereof; and,
FIG. 4 is a top view thereof.

The uneven broken line immediately adjacent to the shaded area represents an unclaimed boundary of the design. The uneven broken line showing of the remainder of the shoe forms no part of the claimed design.

1 Claim, 4 Drawing Sheets



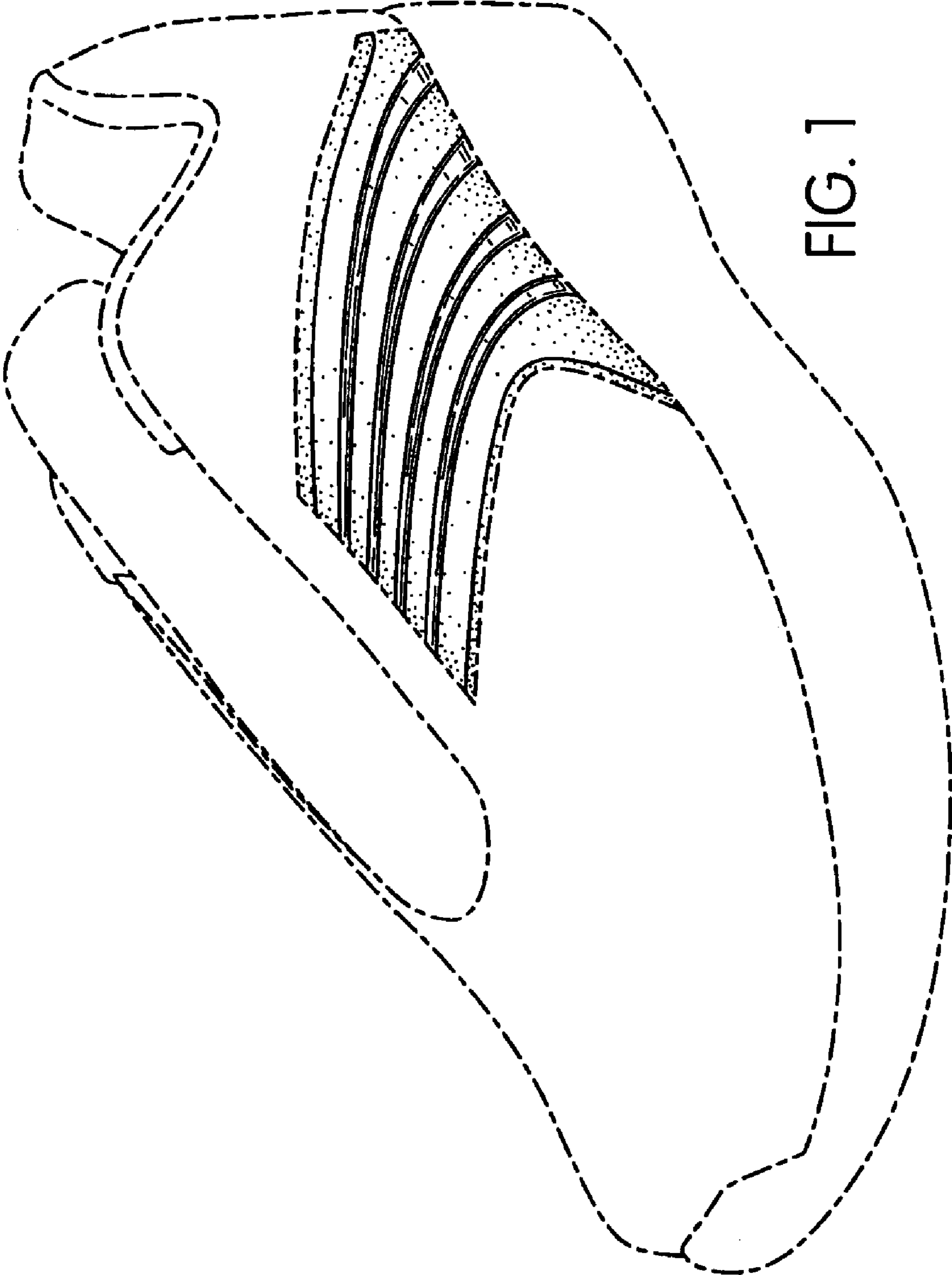


FIG. 1

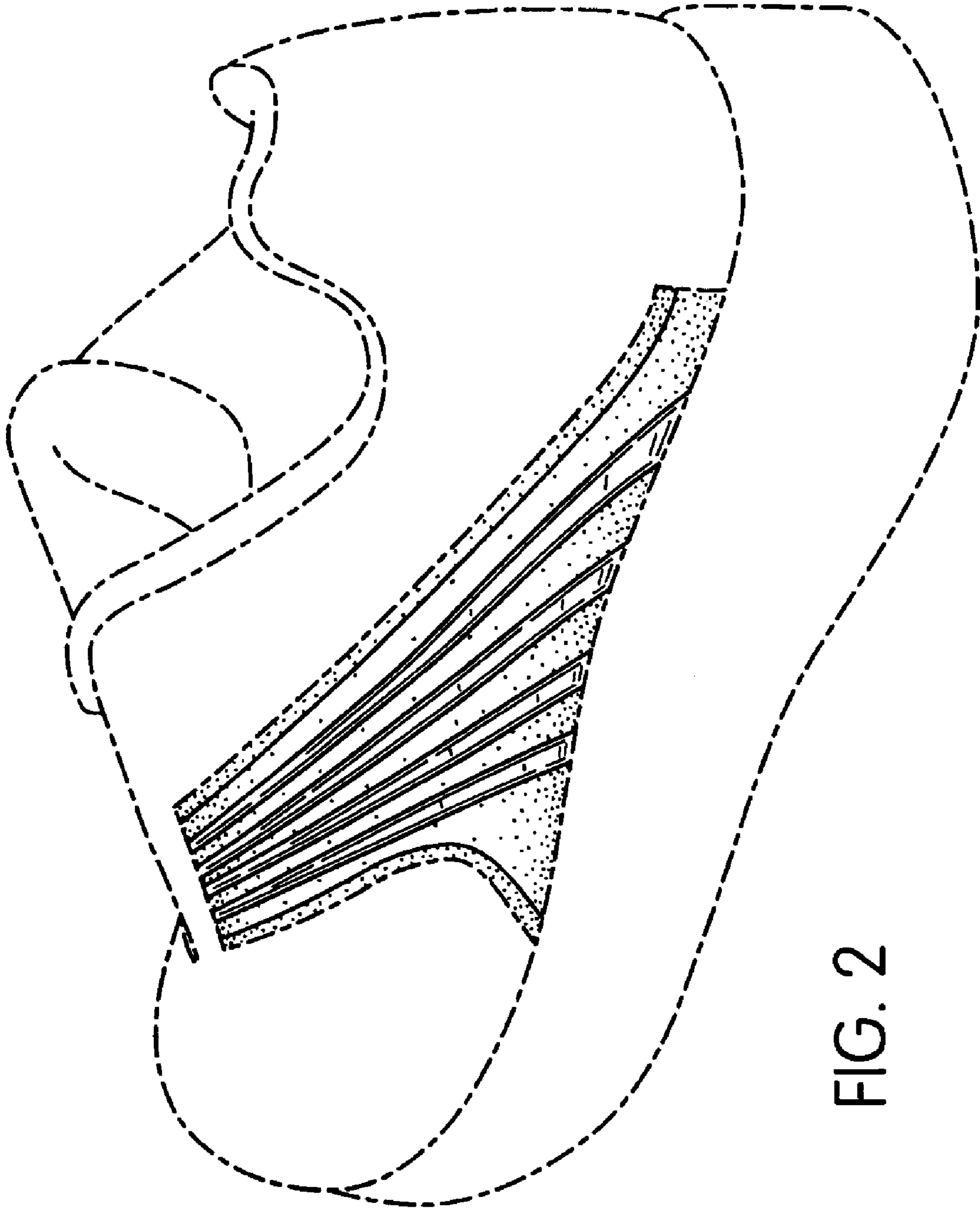


FIG. 2

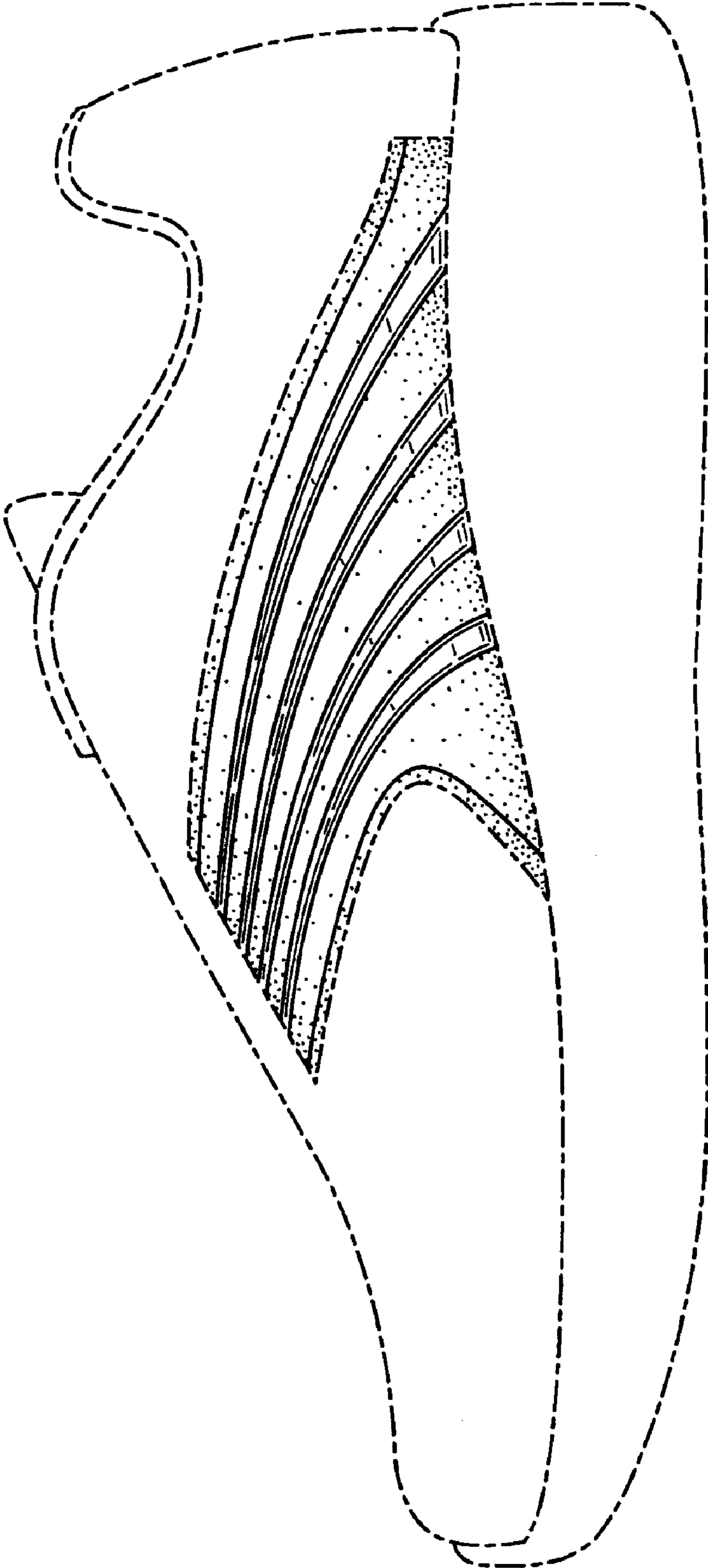


FIG. 3

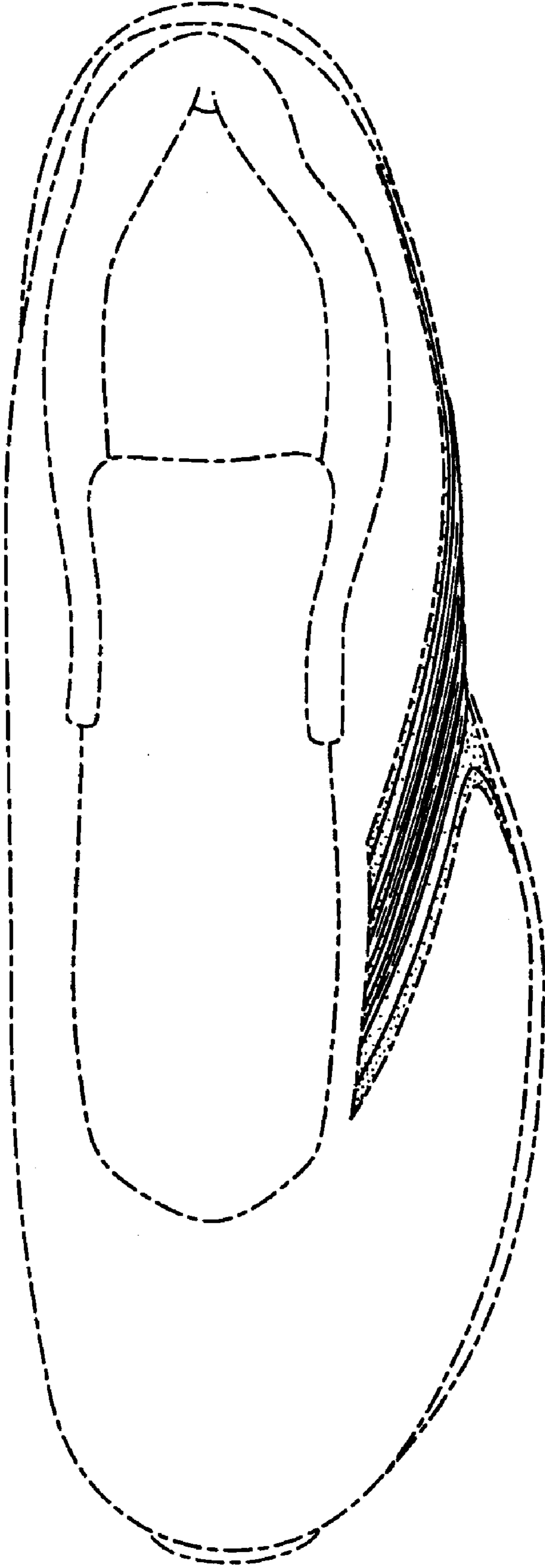


FIG. 4