



US00D514297S

(12) **United States Design Patent** (10) **Patent No.:** **US D514,297 S**
Matis et al. (45) **Date of Patent:** **** Feb. 7, 2006**

(54) **FOOTWEAR UPPER**

(75) Inventors: **Clark A. Matis**, Charlotte, VT (US);
Tuan N. Le, Portland, OR (US)

(73) Assignee: **Wolverine World Wide, Inc.**,
Rockford, MI (US)

(**) Term: **14 Years**

(21) Appl. No.: **29/217,117**

(22) Filed: **Nov. 12, 2004**

(51) **LOC (8) Cl.** **02-99**

(52) **U.S. Cl.** **D2/969**

(58) **Field of Classification Search** D2/903,
D2/907, 908, 923, 924, 944, 969, 896, 900,
D2/929; 36/8.1, 45, 50.1, 77 M, 77 R, 83,
36/88, 113, 114, 115, 126-131

See application file for complete search history.

(56) **References Cited**

U.S. PATENT DOCUMENTS

D425,692 S	*	5/2000	Matis	D2/969
D428,692 S	*	8/2000	Haas-Chronis	D2/969
D446,385 S	*	8/2001	MacLeod	D2/969
D448,149 S	*	9/2001	Matis et al.	D2/969
D450,180 S	*	11/2001	Matis et al.	D2/969
D503,519 S	*	4/2005	Della Valle	D2/907

OTHER PUBLICATIONS

Merrell Fall 2004 Catalog, pp 6, 7, 12, 28, 30.
Merrell Spring 2005 Catalog, p 36.

* cited by examiner

Primary Examiner—Dominic Simone

(74) *Attorney, Agent, or Firm*—Warner Norcross & Judd

(57) **CLAIM**

The ornamental design for footwear upper, as shown and described.

DESCRIPTION

FIG. 1 is a perspective view of the footwear upper embodying the new design;

FIG. 2 is a top plan view thereof;

FIG. 3 is a right side elevational view thereof;

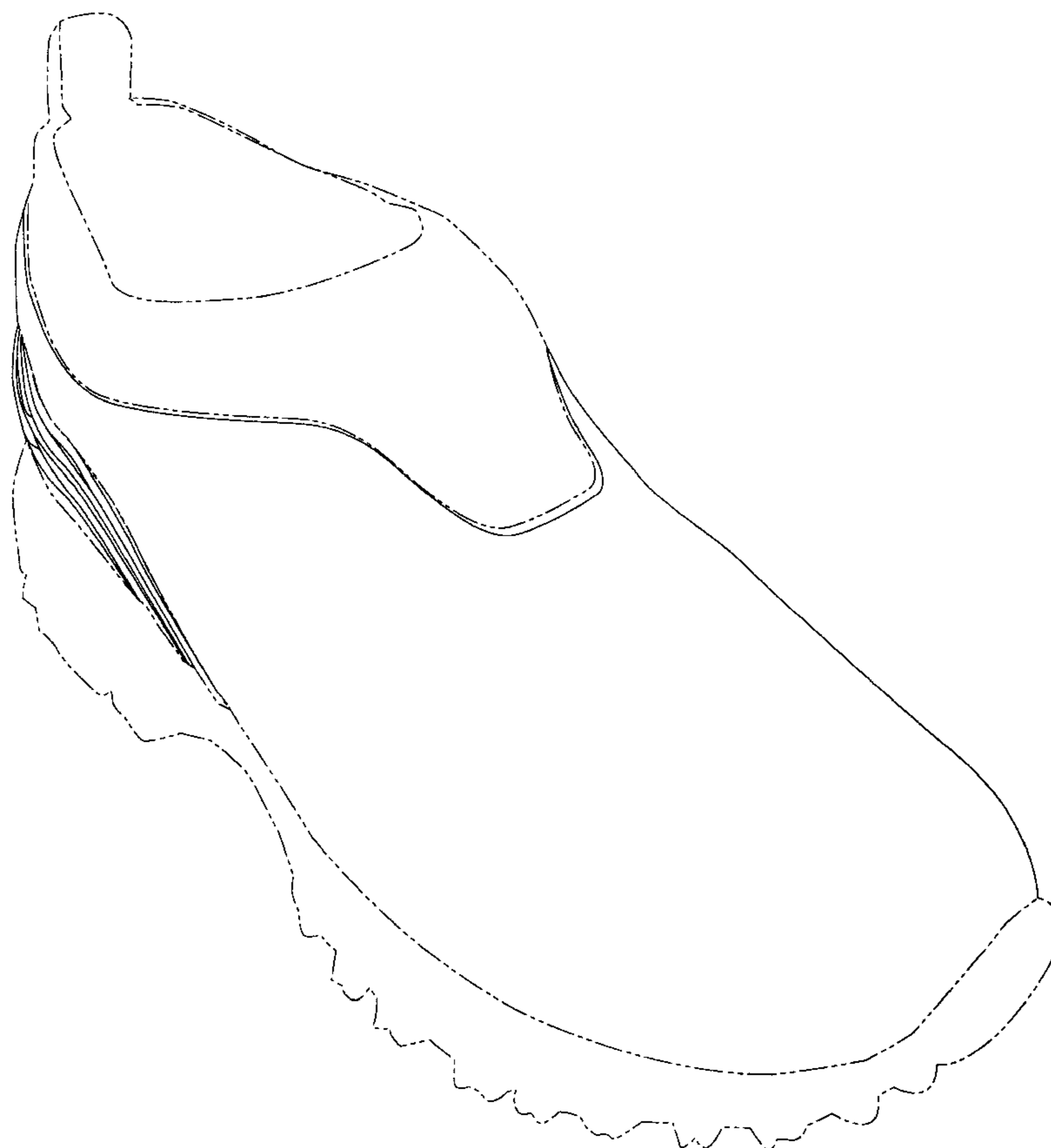
FIG. 4 is a left side elevational view thereof;

FIG. 5 is a front elevational view thereof; and,

FIG. 6 is a rear elevational view thereof.

FIGS. 1-6 show features of an article of footwear in phantom lines. These features are shown for environmental purposes and do not form any part of the claimed design. Further, the phantom lines immediately adjacent the solid-line portions of the design form the boundary of the design, with the phantom lines forming no part of the claimed design.

1 Claim, 4 Drawing Sheets



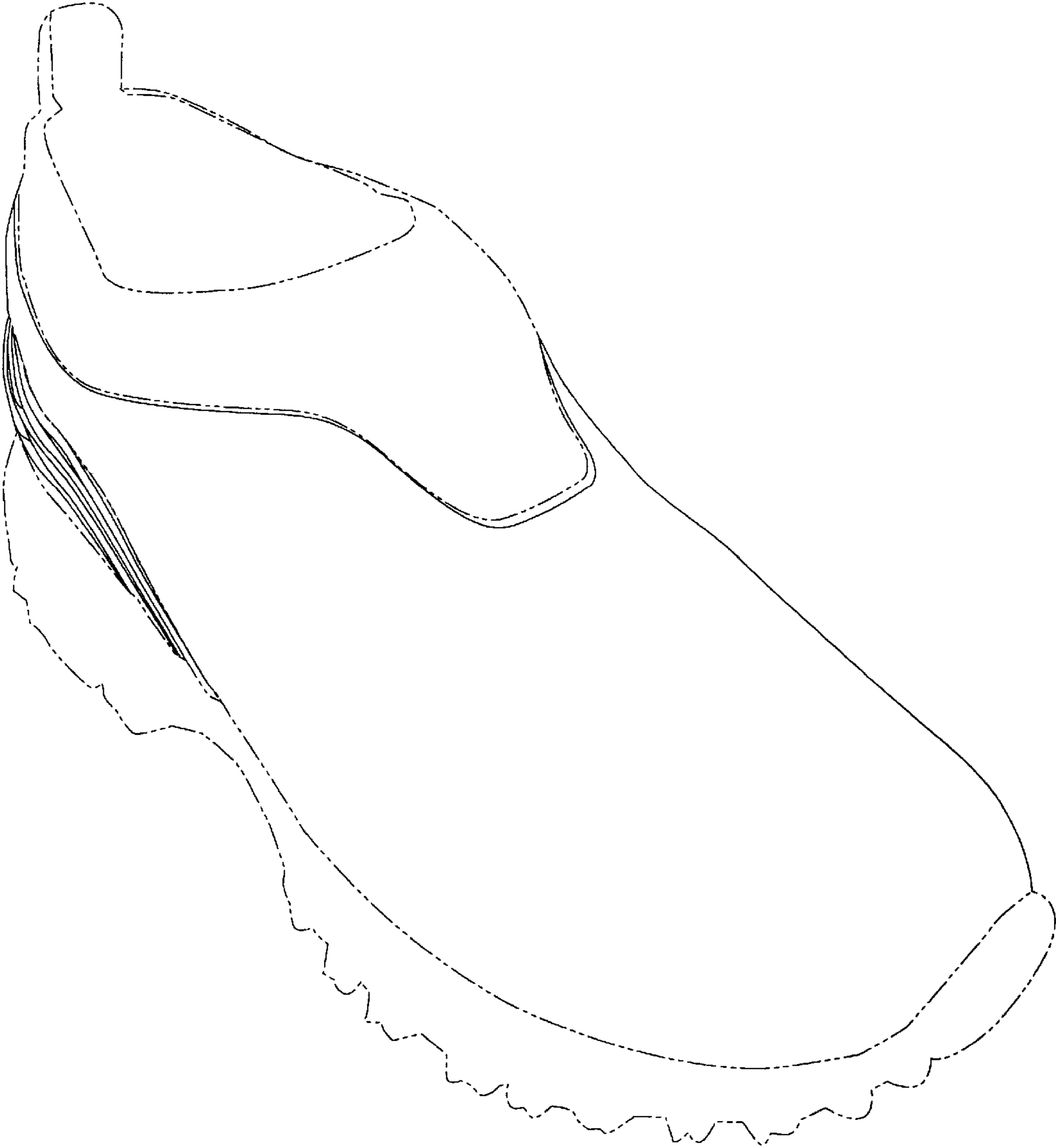


Fig. 1

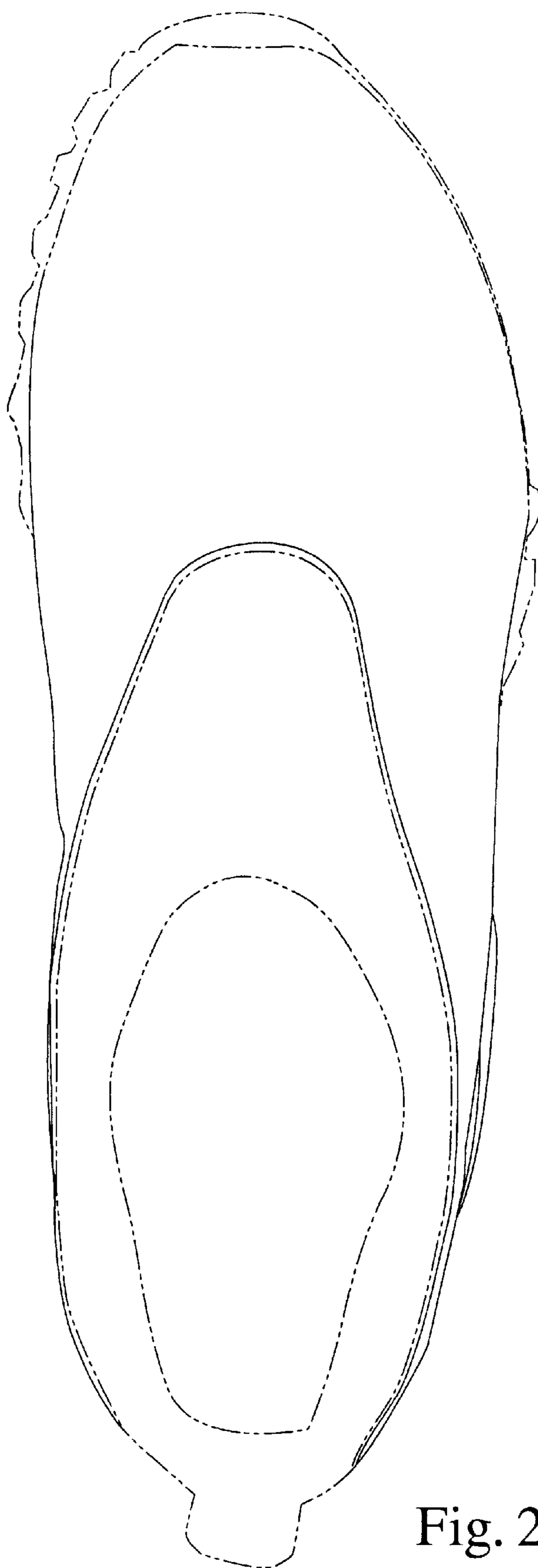


Fig. 2




Fig. 3




Fig. 4

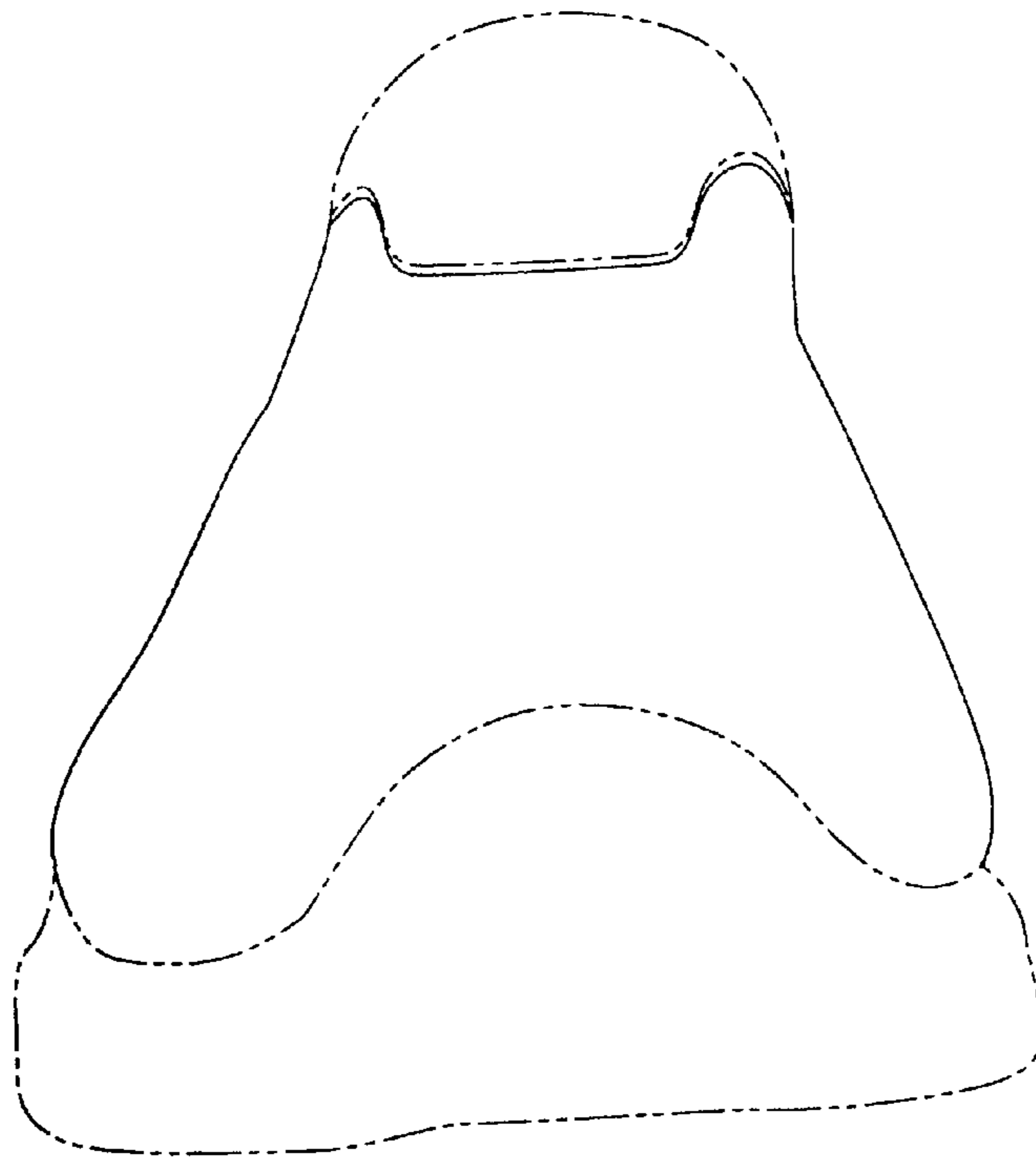


Fig. 5

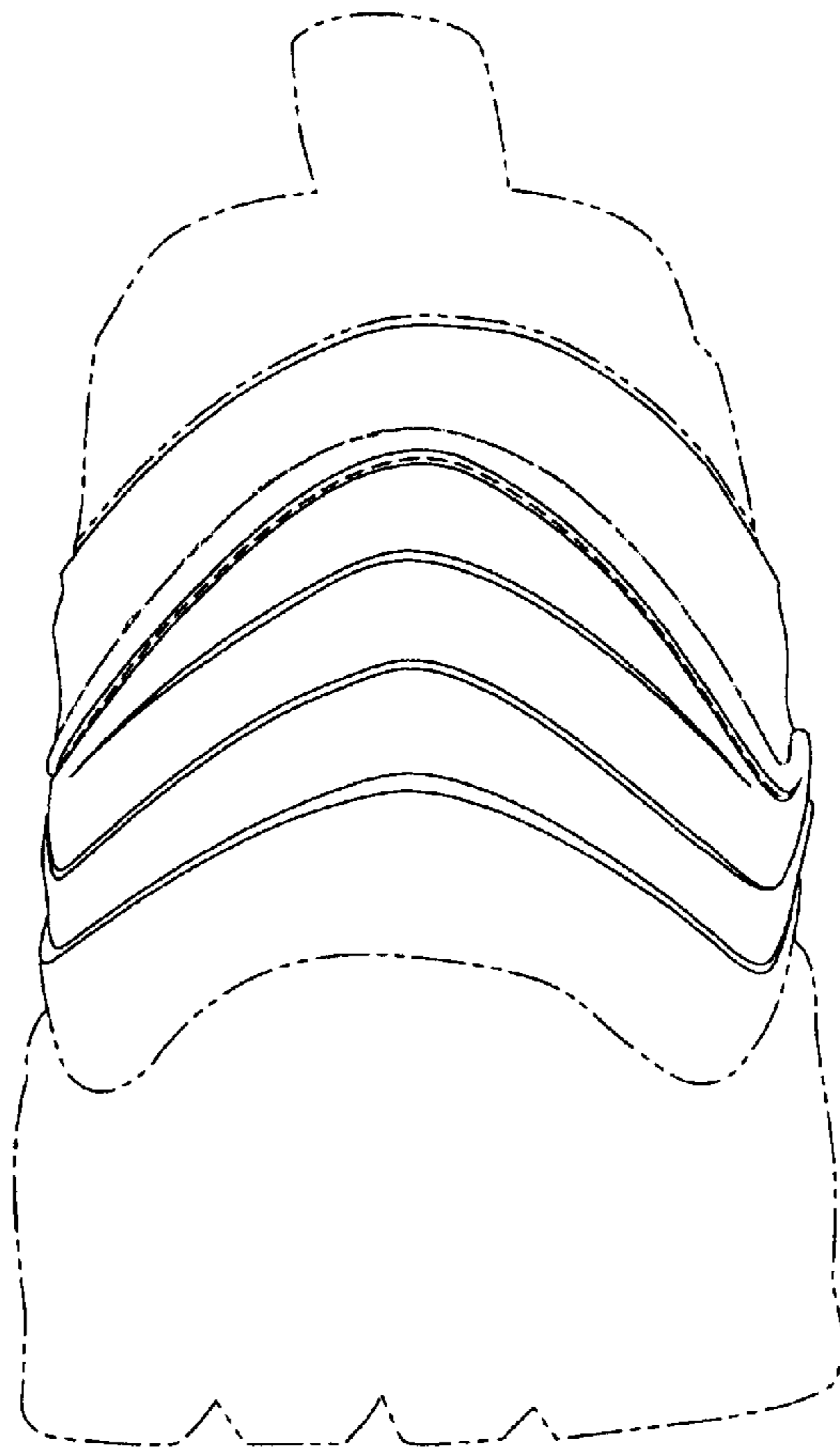


Fig. 6