



US00D514282S

(12) **United States Design Patent**  
**Broome**

(10) **Patent No.:** **US D514,282 S**  
(45) **Date of Patent:** **\*\* Feb. 7, 2006**

- (54) **VENTILATED HEAD COVERING**
- (76) **Inventor:** **Carroll Broome**, 714 Duane St.,  
Hattiesburg, MS (US) 39401
- (\*\*) **Term:** **14 Years**
- (21) **Appl. No.:** **29/198,422**
- (22) **Filed:** **Jan. 29, 2004**
- (51) **LOC (8) Cl.** ..... **02-03**
- (52) **U.S. Cl.** ..... **D2/876**
- (58) **Field of Classification Search** ..... D2/865,  
D2/866, 871-873, 875, 876, 879, 882, 893;  
D29/104, 109; 2/12, 171, 171.04, 175.1,  
2/181, 181.4, 182.2, 182.6, 195.1, 195.2,  
2/209.7, 209.12, 209.13  
See application file for complete search history.

4,101,981 A	7/1978	Boden	
4,109,322 A	8/1978	Ott	
4,114,201 A	9/1978	Garrison	
4,131,953 A	1/1979	Kimotsuki	
4,274,157 A	6/1981	Boden	
4,476,589 A	10/1984	Burgin et al.	
5,495,622 A	3/1996	Kaufman	
5,819,318 A	10/1998	Tse	
5,855,023 A	1/1999	Clingenpeel	
5,857,219 A	1/1999	Edmark	
D459,059 S	* 6/2002	Park	..... D2/876
6,408,443 B1	* 6/2002	Park	..... 2/195.1
D482,185 S	* 11/2003	Park	..... D2/876
2004/0163158 A1	* 8/2004	Broome	..... 2/184.5

\* cited by examiner

*Primary Examiner*—Mimosa De

(57) **CLAIM**

The ornamental design for a ventilated head covering, as shown and described.

(56) **References Cited**

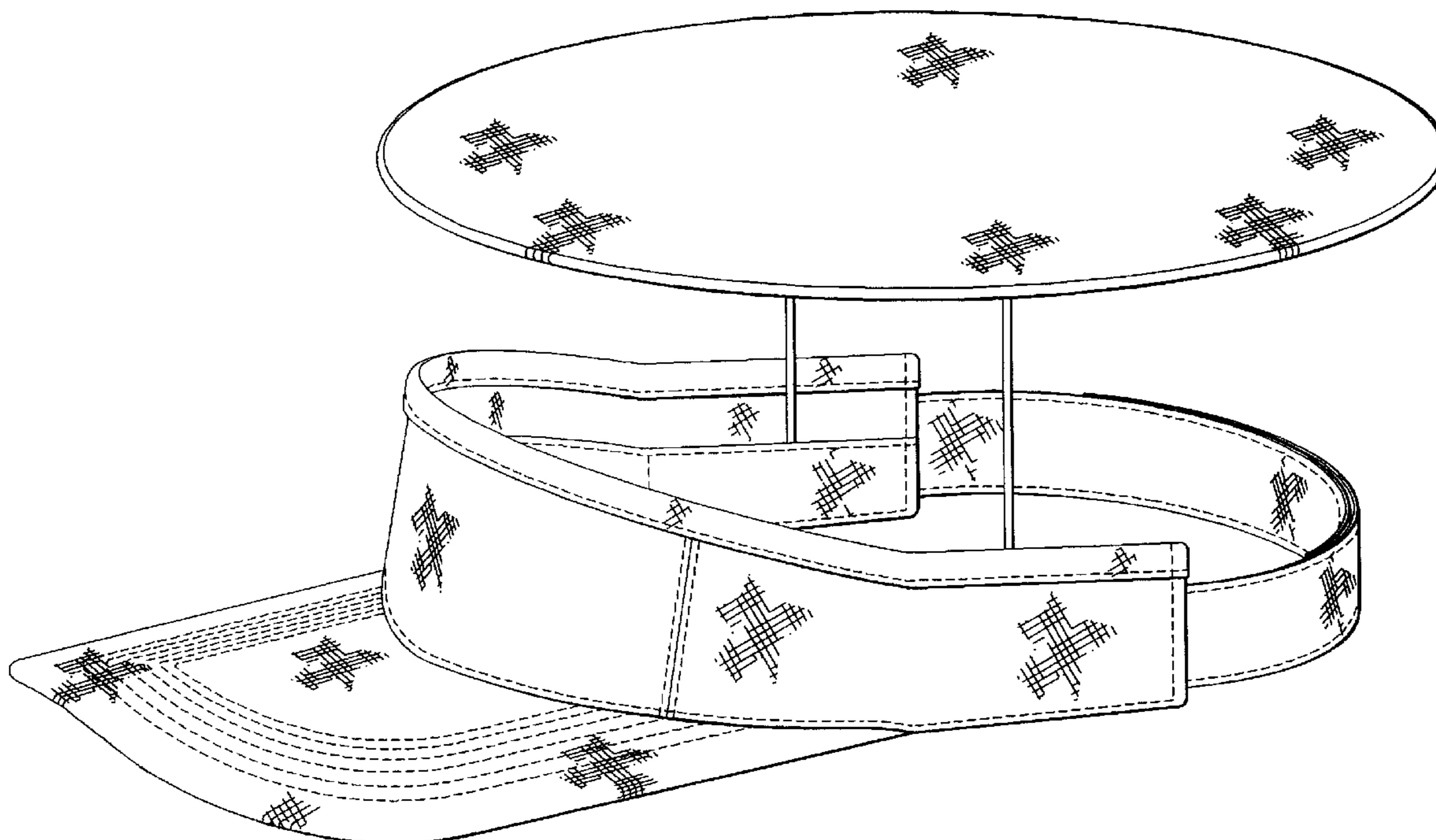
**U.S. PATENT DOCUMENTS**

13,361 A	7/1855	Sellers	
57,554 A	8/1866	Nelson	
250,803 A	12/1881	Gray	
506,100 A	10/1893	Buck	
1,218,891 A	* 3/1917	Pludoski	..... 2/182.2
1,418,198 A	5/1922	Neppell	
2,410,150 A	10/1946	Gardner	
2,594,906 A	* 4/1952	Gardner	..... 2/171.01
2,684,483 A	7/1954	Kwake	
3,089,145 A	* 5/1963	Kiefer	..... 2/171.04
3,150,380 A	* 9/1964	Porcello	..... 2/182.6
3,585,643 A	* 6/1971	Ryan	..... 2/171.01

**DESCRIPTION**

FIG. 1 is a perspective view of a ventilated head covering showing my new design;  
 FIG. 2 is a left side view thereof, the opposite side view being a mirror image;  
 FIG. 3 is a top plan view thereof;  
 FIG. 4 is a bottom plan view thereof;  
 FIG. 5 is a front view thereof; and,  
 FIG. 6 is a rear view thereof.

**1 Claim, 6 Drawing Sheets**



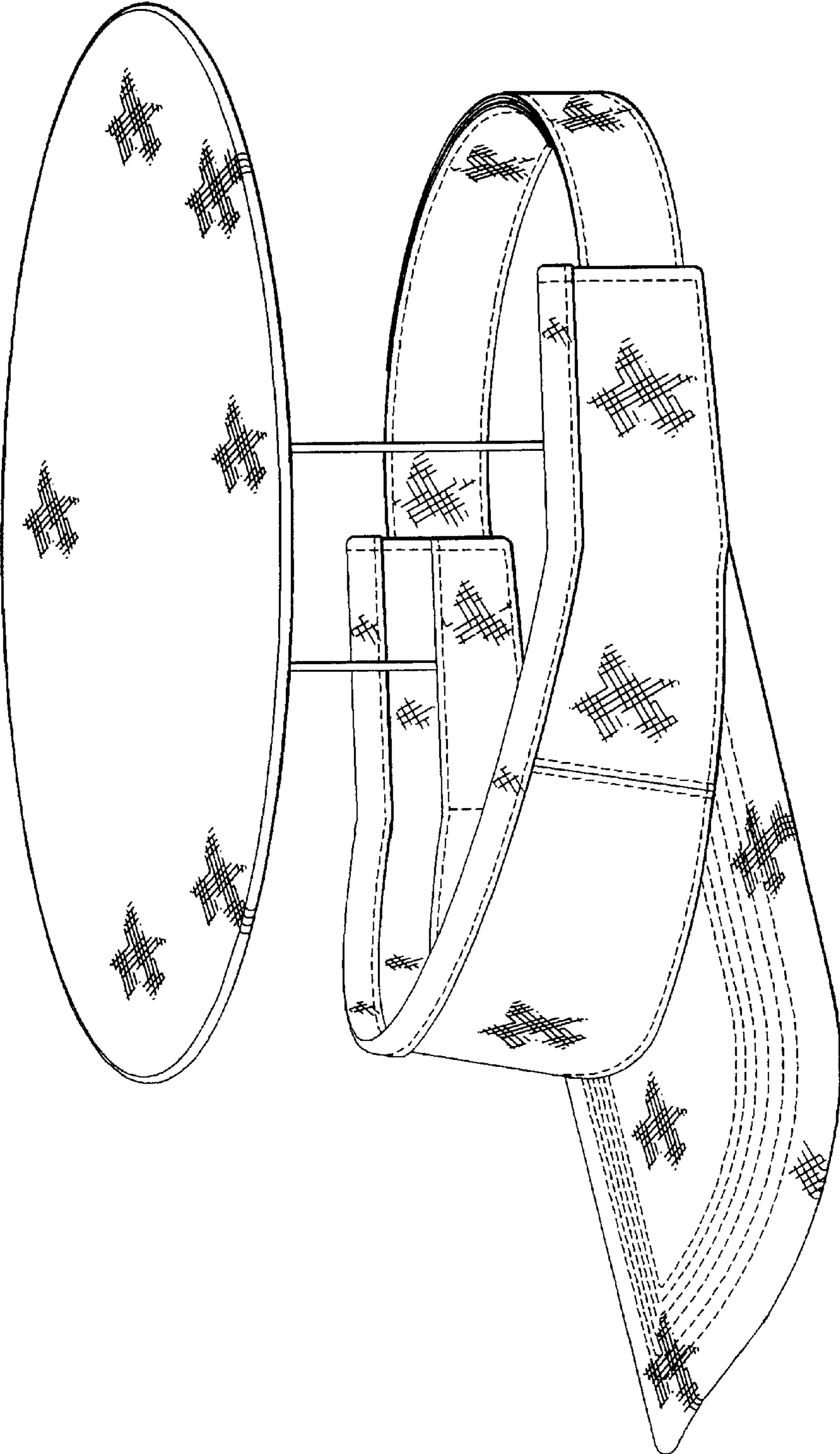


FIG. 1

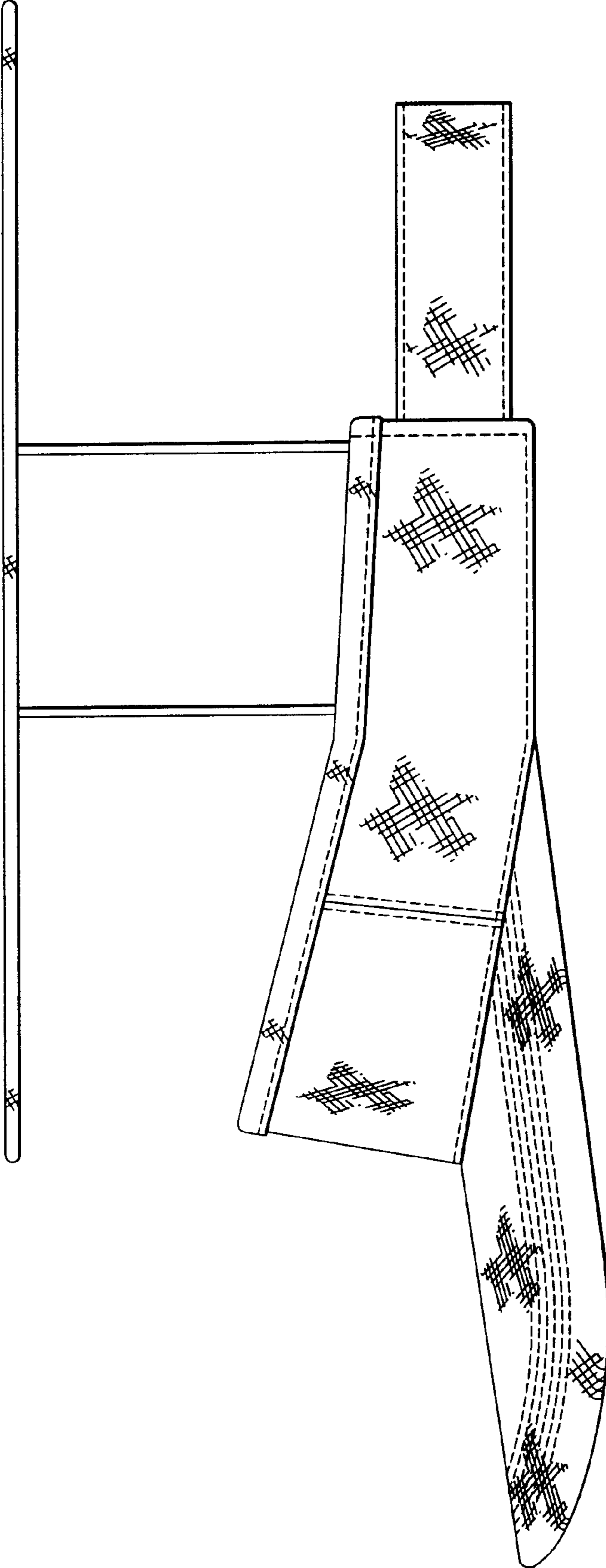


FIG. 2

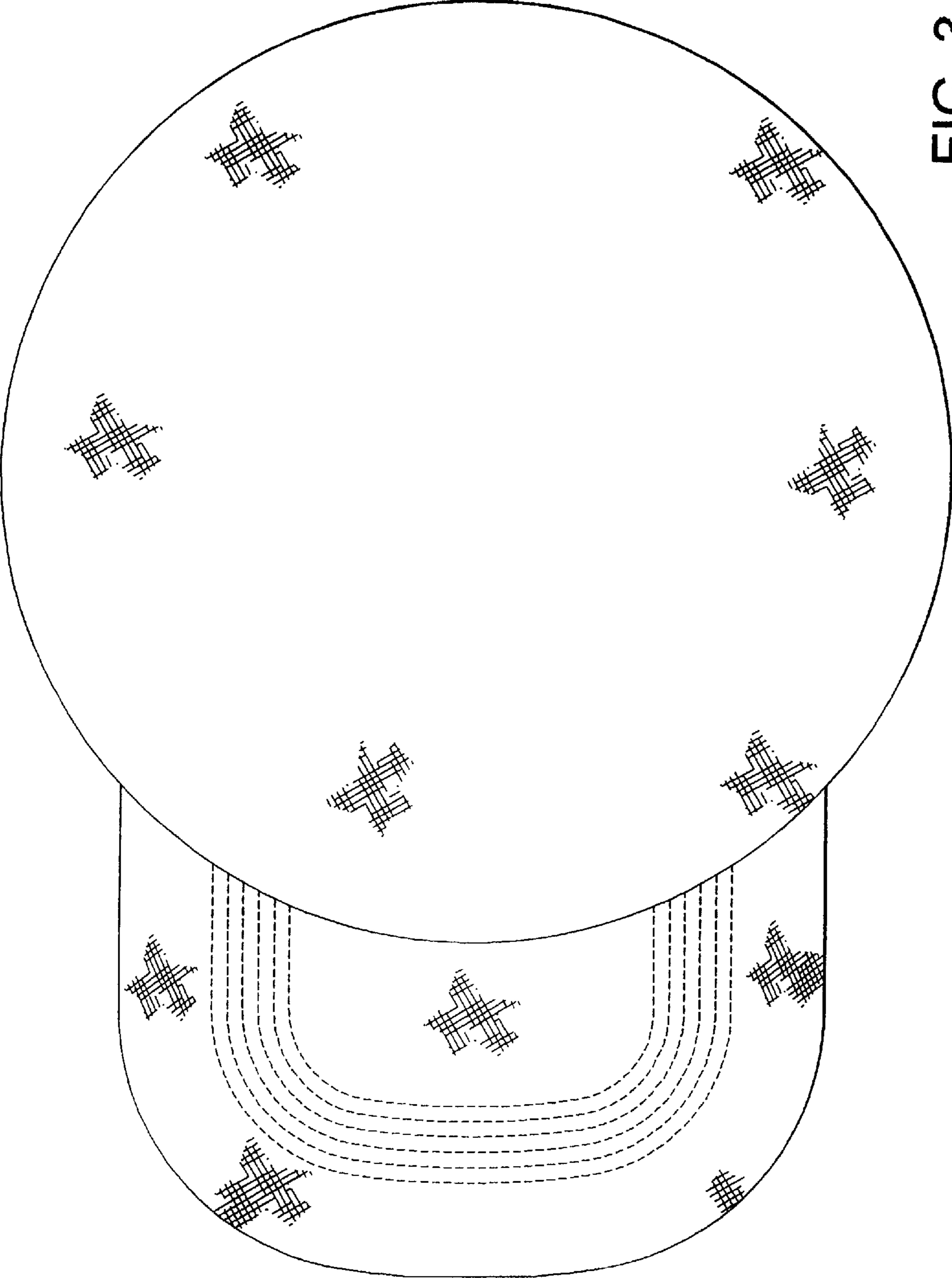


FIG. 3

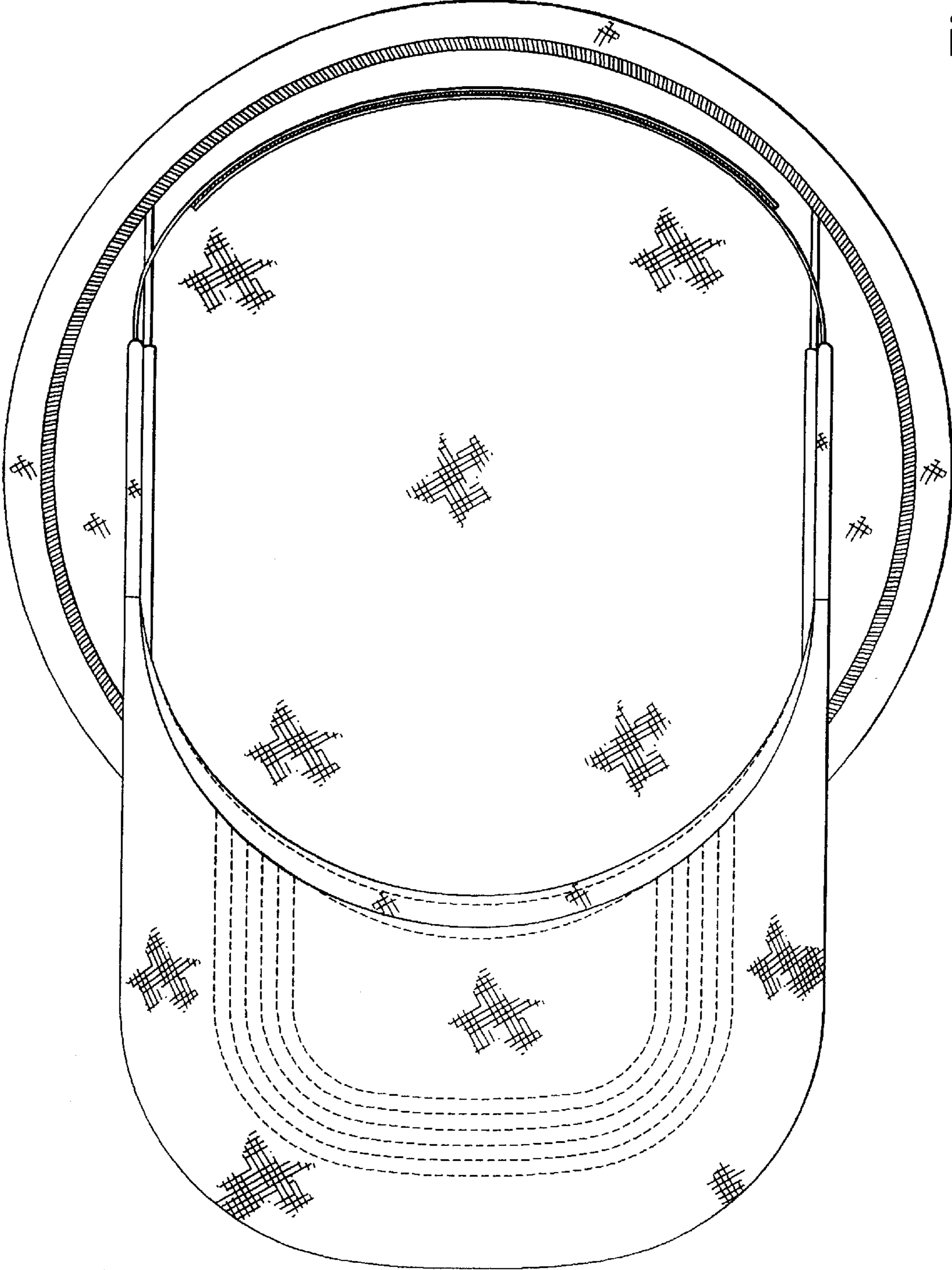


FIG. 4

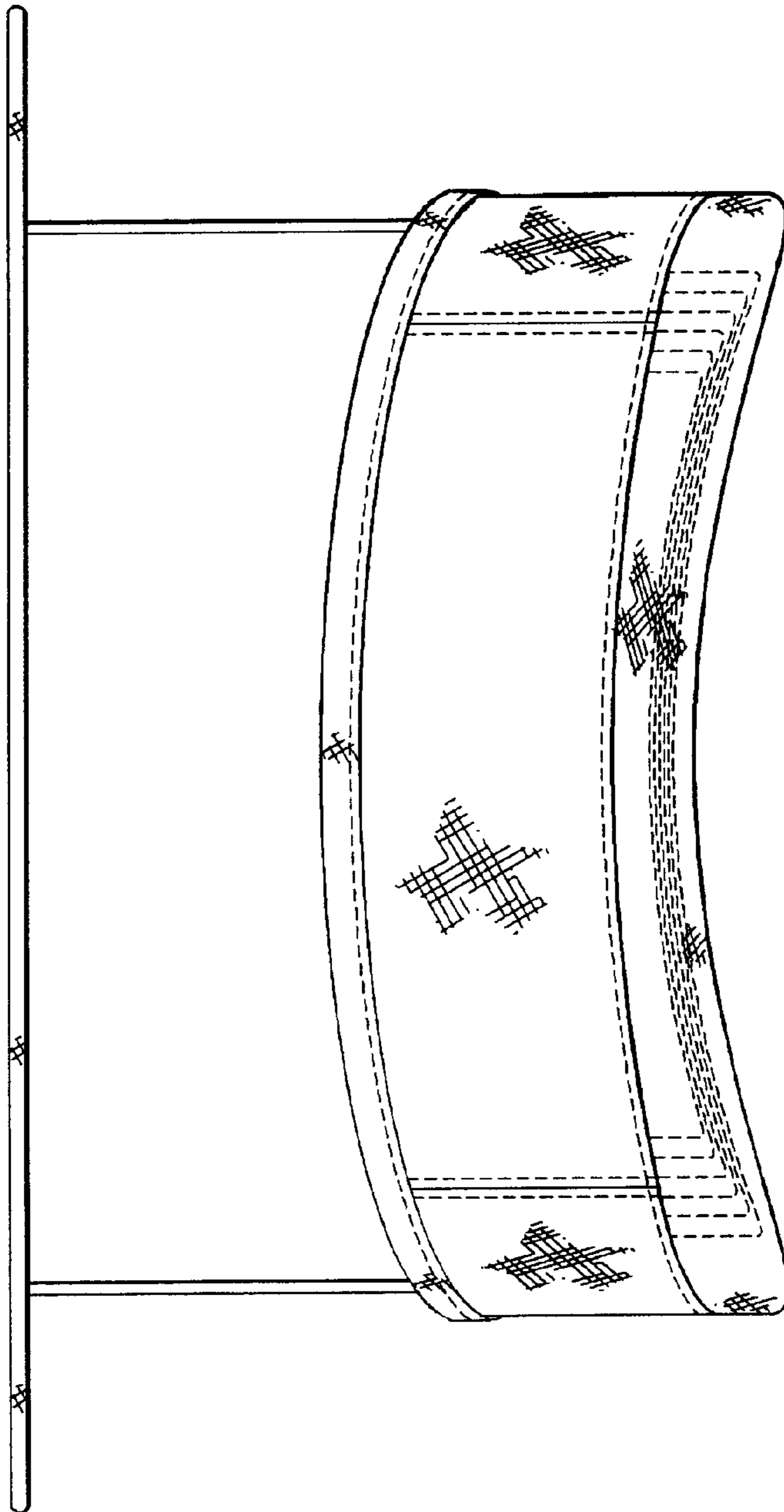


FIG. 5

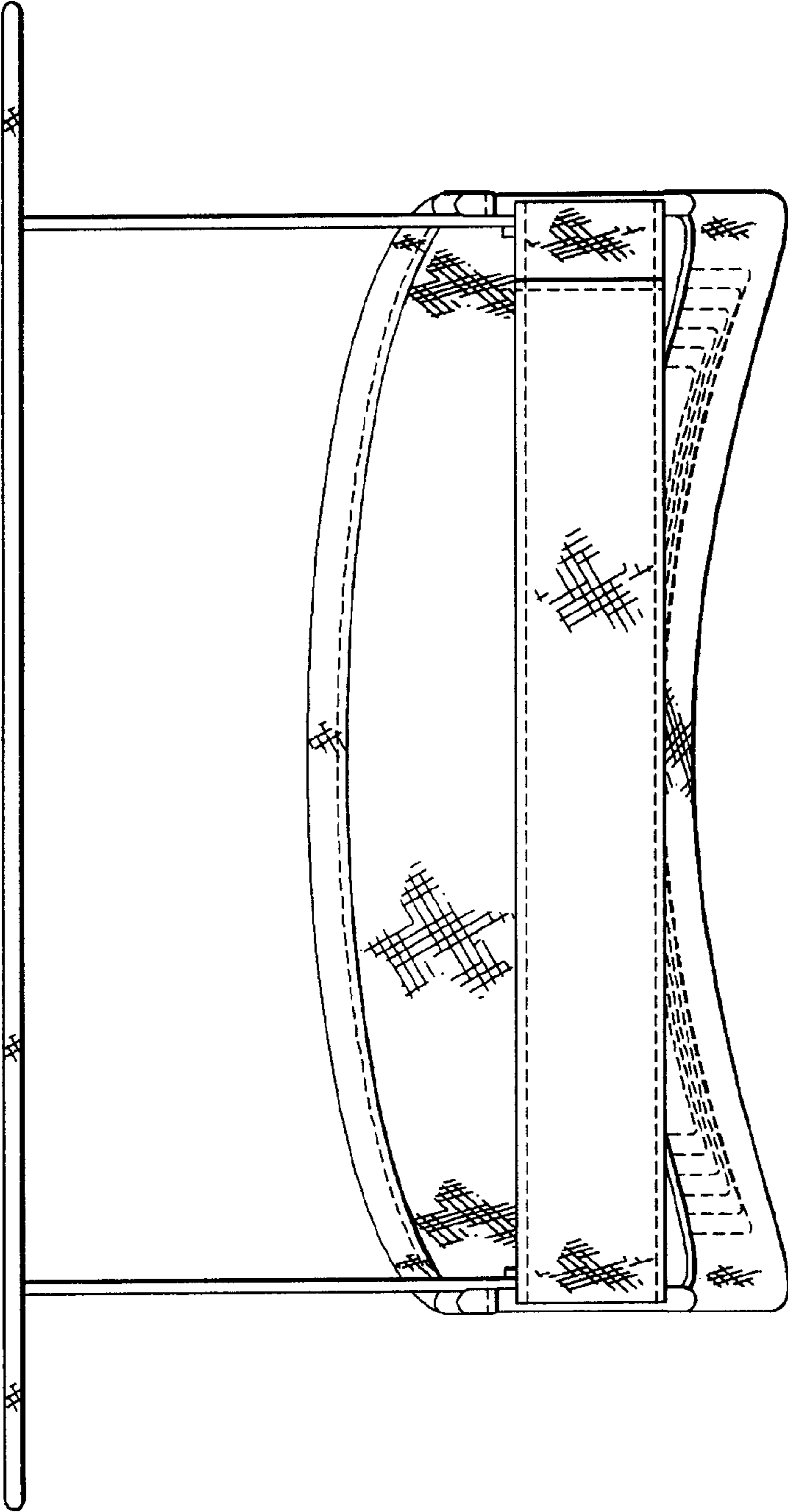


FIG. 6