



US00D514278S

(12) **United States Design Patent**
Weinberg

(10) **Patent No.:** **US D514,278 S**
(45) **Date of Patent:** **** Feb. 7, 2006**

(54) **PET CHEW**

(76) **Inventor:** **Christopher A Weinberg, 27315**
Jefferson Ave., Suite J-233, Temecula,
CA (US) 92590

(**) **Term:** **14 Years**

(21) **Appl. No.:** **29/223,793**

(22) **Filed:** **Feb. 18, 2005**

(51) **LOC (8) Cl.** **01-01**

(52) **U.S. Cl.** **D1/199; D1/106**

(58) **Field of Classification Search** D1/199,
D1/106; D30/160; 119/706-711; 426/104,
426/92, 94, 623, 282, 635, 632, 630

See application file for complete search history.

(56) **References Cited**

U.S. PATENT DOCUMENTS

D207,167 S	*	3/1967	Fisher	D30/160
5,419,283 A		5/1995	Leo		
5,476,069 A		12/1995	Axelrod		
5,665,152 A		9/1997	Bassi et al.		
D422,761 S		4/2000	Zalevsky		
6,093,441 A		7/2000	Axelrod		
6,129,053 A	*	10/2000	Markham et al.	119/710

6,159,516 A		12/2000	Axelrod et al.		
6,202,598 B1		5/2001	Willinger		
6,379,725 B1		4/2002	Wang et al.		
6,455,083 B1		9/2002	Wang		
D475,816 S	*	6/2003	Adamson	D30/160
D496,518 S	*	9/2004	Tepper et al.	D1/106
D501,286 S		2/2005	Wang		

* cited by examiner

Primary Examiner—Pamela Burgess

(74) *Attorney, Agent, or Firm*—Michael Blaine Brooks,
P.C.; Michael B. Brooks; Andrew S. Naglestad

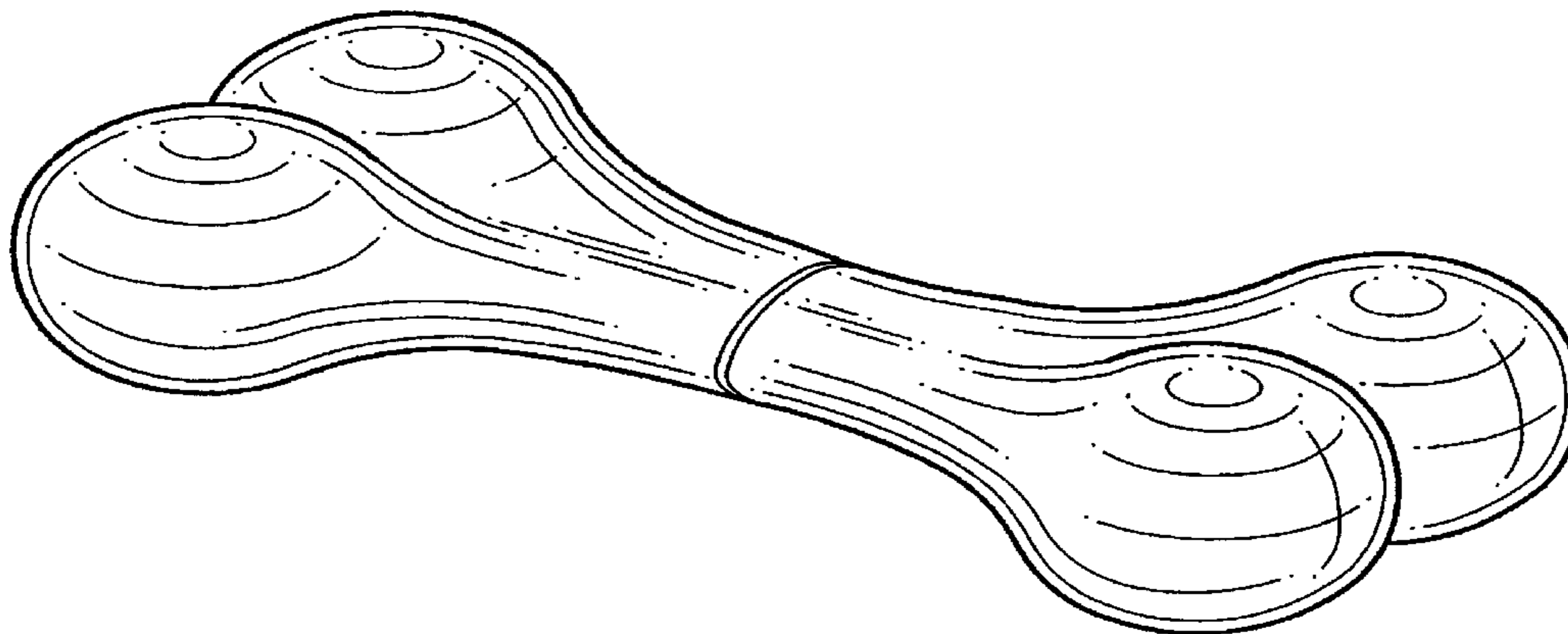
(57) **CLAIM**

I claim the ornamental design for a pet chew, as shown and described.

DESCRIPTION

FIG. 1 is a perspective elevational view of a pet chew showing my new design;
FIG. 2 is a top plan view thereof; the bottom plan view being a mirror image thereof;
FIG. 3 is a left side plan view thereof; the right side plan view being a mirror image thereof; and,
FIG. 4 is a rear plan view thereof; the front plan view being a mirror image thereof.

1 Claim, 1 Drawing Sheet



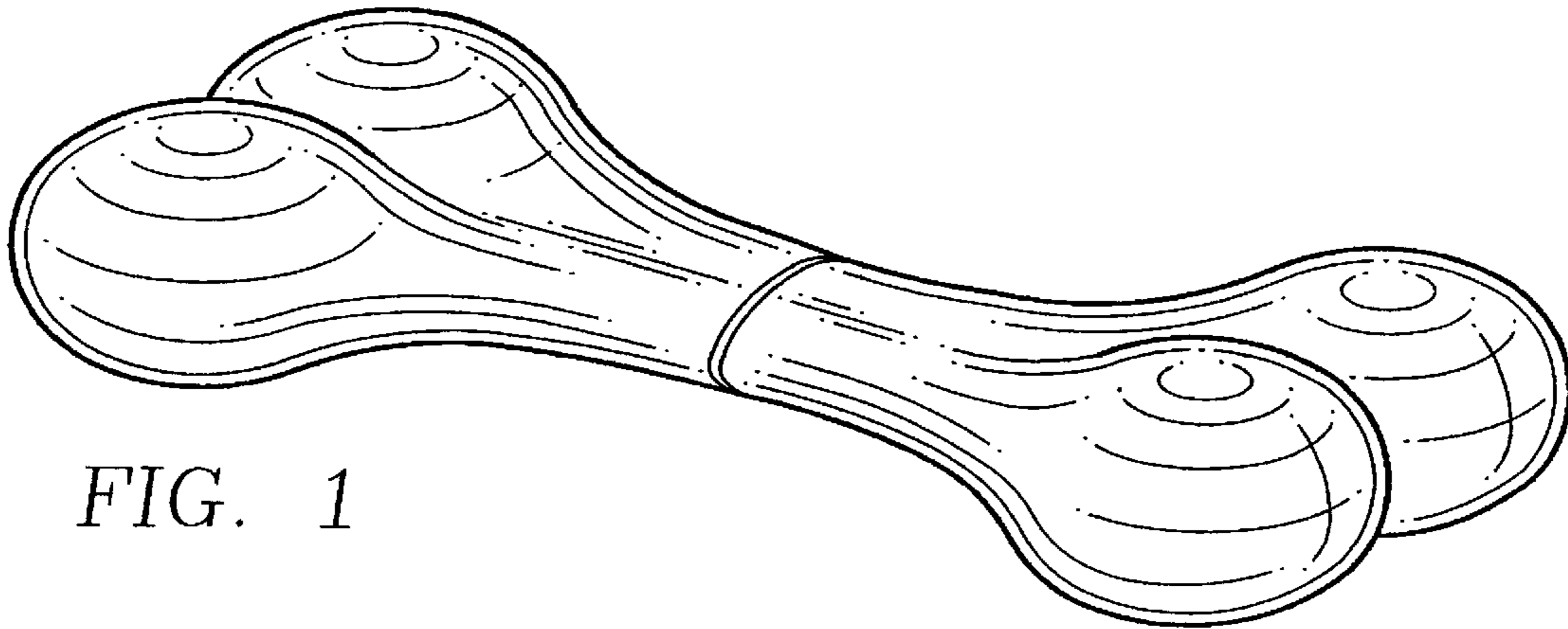


FIG. 1

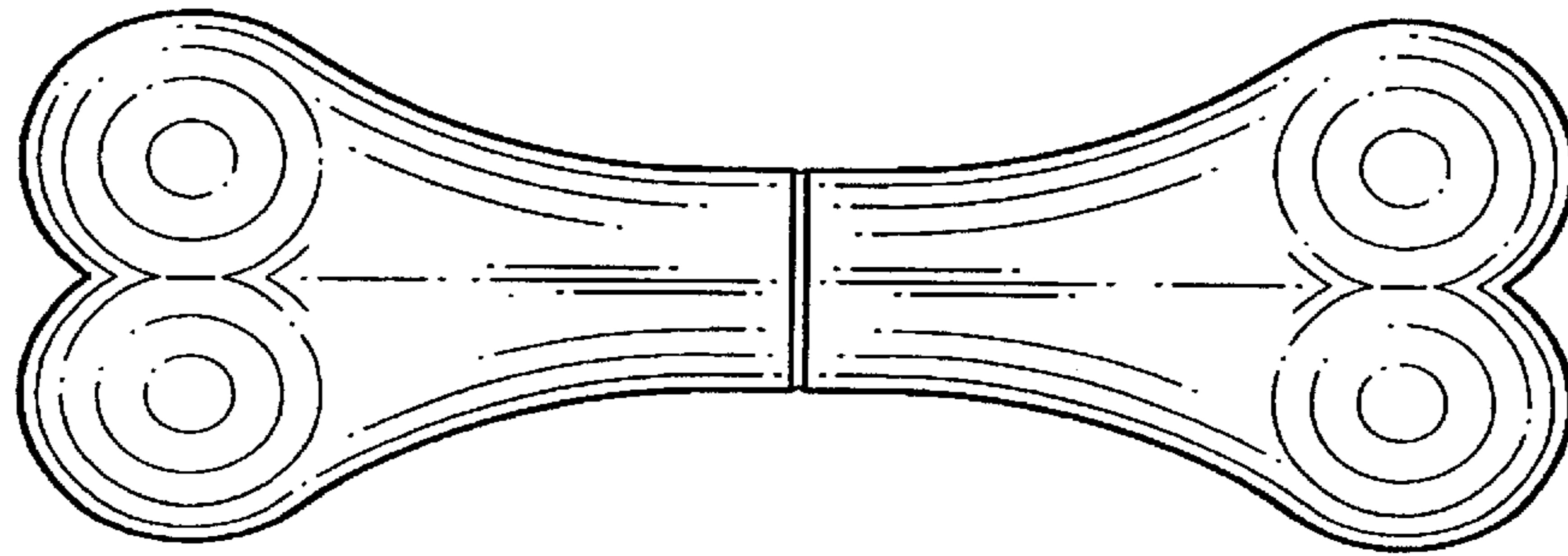


FIG. 2




FIG. 3




FIG. 4