



US00D514267S

(12) **United States Design Patent**
Tsai

(10) **Patent No.:** **US D514,267 S**
(45) **Date of Patent:** **** Jan. 31, 2006**

(54) **SPRAYING MAGIC MOP**

(76) **Inventor:** **Sam Tsai**, 4F, No. 14, Lane 281, Sec. 2,
Hsi Yuan Road, Taipei (TW)

(**) **Term:** **14 Years**

(21) **Appl. No.:** **29/193,683**

(22) **Filed:** **Nov. 11, 2003**

(51) **LOC (8) Cl.** **04-01**

(52) **U.S. Cl.** **D32/45; D32/50**

(58) **Field of Classification Search** **D32/40,**
D32/45, 50, 51, 52; 15/115, 116.2, 119.2,
15/209.1, 244.2, 244.4, 210.1, 228, 231;
401/137-140, 205-207, 268, 270, 278, 279,
401/283, 290

See application file for complete search history.

(56) **References Cited**

U.S. PATENT DOCUMENTS

3,081,481	A	*	3/1963	Nohl et al.	401/138
3,123,851	A	*	3/1964	Arndt et al.	401/138
3,126,573	A	*	3/1964	Vosbikian et al.	401/138
3,358,313	A	*	12/1967	Grimes, Sr.	15/231
4,119,386	A	*	10/1978	Cushing	401/138
4,863,299	A	*	9/1989	Osberghaus et al.	401/15
D401,703	S	*	11/1998	Beechuk et al.	D32/45
5,876,141	A	*	3/1999	Hsu	401/207
5,888,006	A	*	3/1999	Ping et al.	401/139

D409,343	S	*	5/1999	Kingry et al.	D32/50
D423,742	S	*	4/2000	Kingry et al.	D32/40
6,101,661	A	*	8/2000	Policicchio et al.	15/228
D458,427	S	*	6/2002	Kunkler et al.	D32/45
6,497,525	B1	*	12/2002	Huang	401/138
6,540,424	B1	*	4/2003	Hall et al.	401/140
D482,829	S	*	11/2003	Vosbikian et al.	D32/45
6,669,391	B2	*	12/2003	Policicchio et al.	401/270
D487,174	S	*	2/2004	Colman et al.	D32/45
D497,699	S	*	10/2004	Chi-Hsiang et al.	D32/45
6,871,372	B2	*	3/2005	Vosbikian et al.	15/115

* cited by examiner

Primary Examiner—Cynthia E. Ramirez

(57) **CLAIM**

The ornamental design for spraying magic mop, as shown and described.

DESCRIPTION

FIG. 1 is a perspective view of spraying magic mop showing my new design;

FIG. 2 is a front elevational view thereof;

FIG. 3 is a rear elevational view thereof;

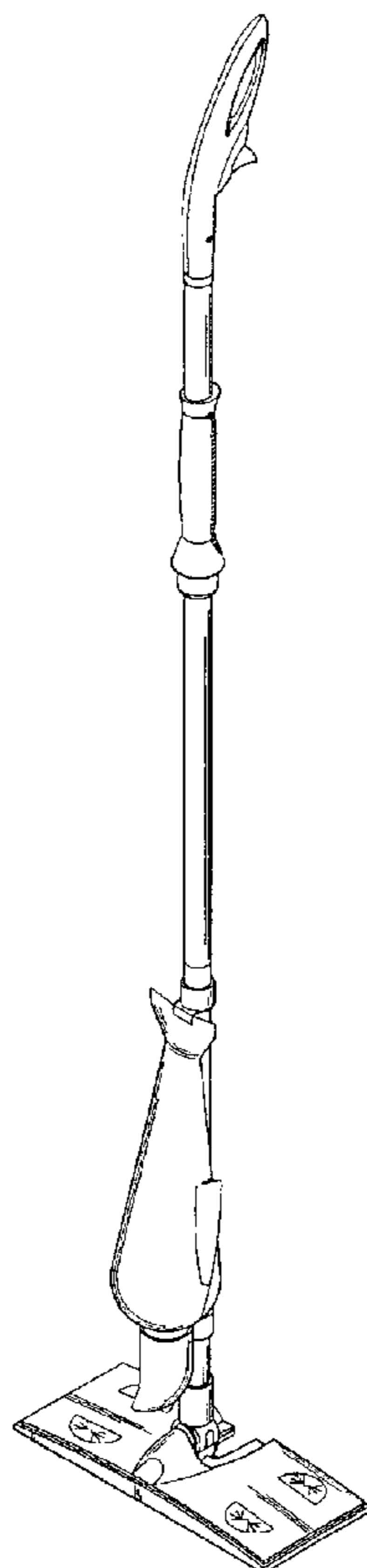
FIG. 4 is a left side elevational view thereof;

FIG. 5 is right side elevational view thereof;

FIG. 6 is a top view thereof; and,

FIG. 7 is a bottom view thereof.

1 Claim, 7 Drawing Sheets



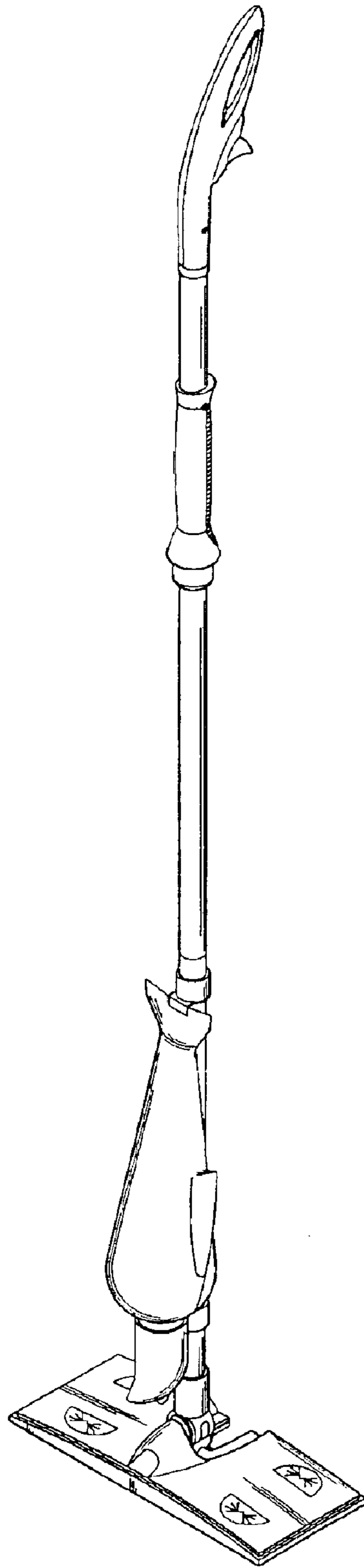


FIG. 1

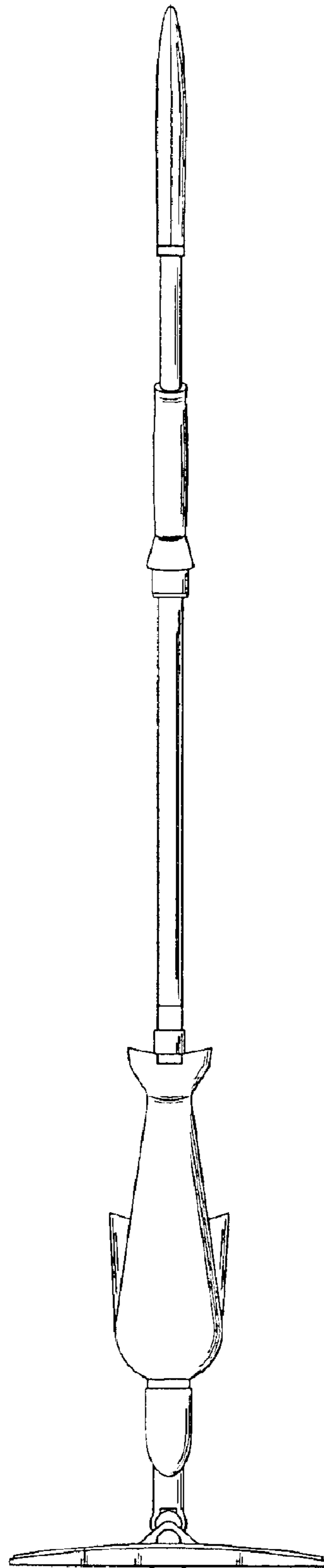


FIG. 2

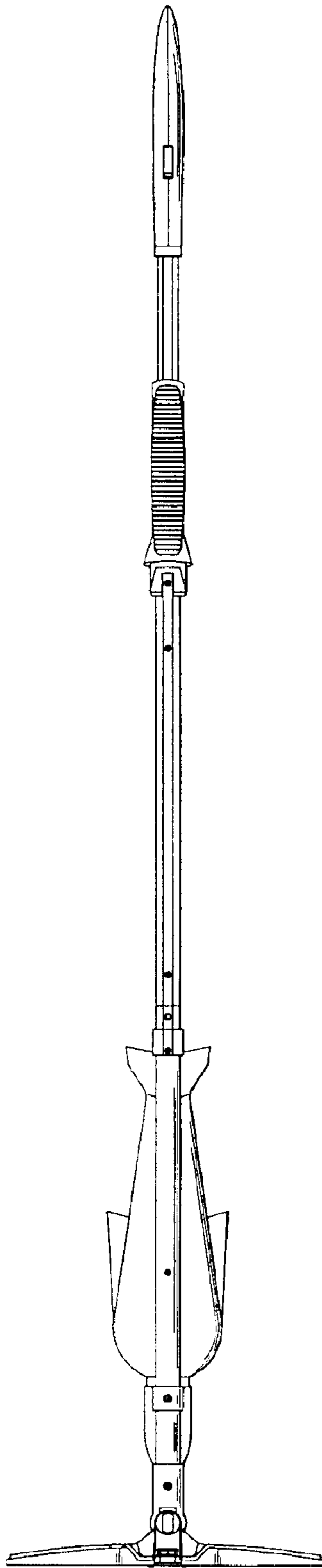


FIG. 3

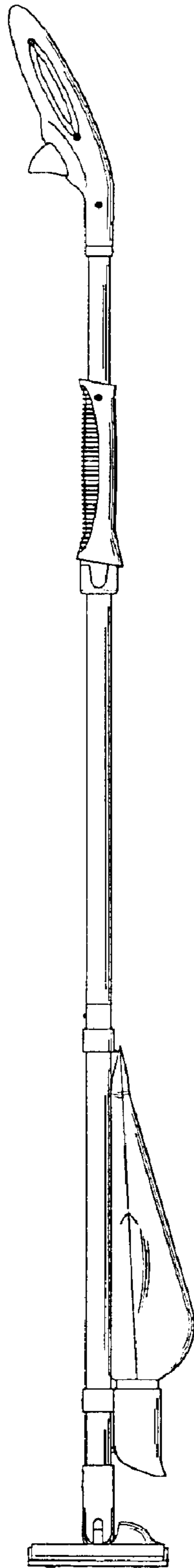


FIG. 4

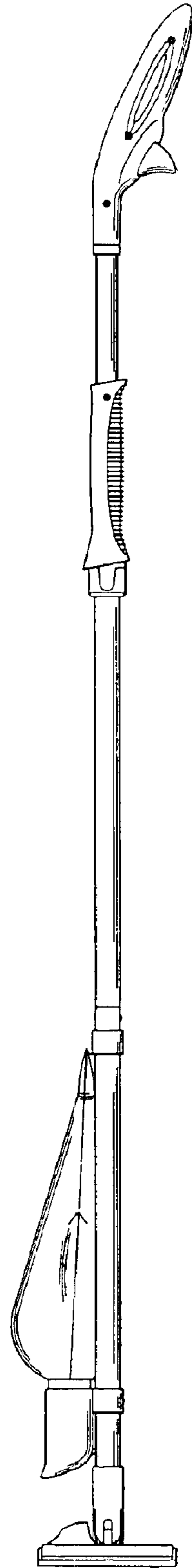


FIG. 5

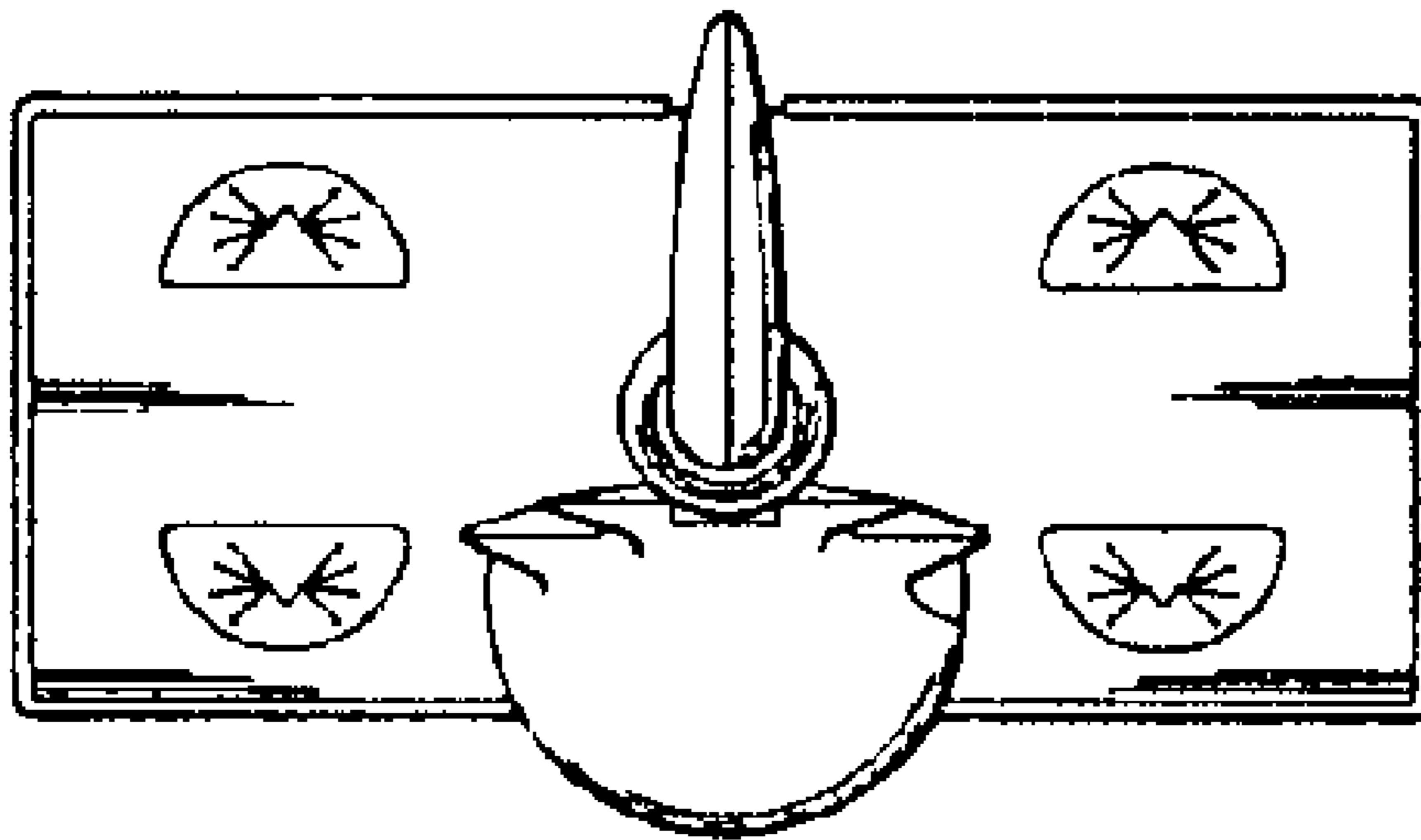


FIG. 6

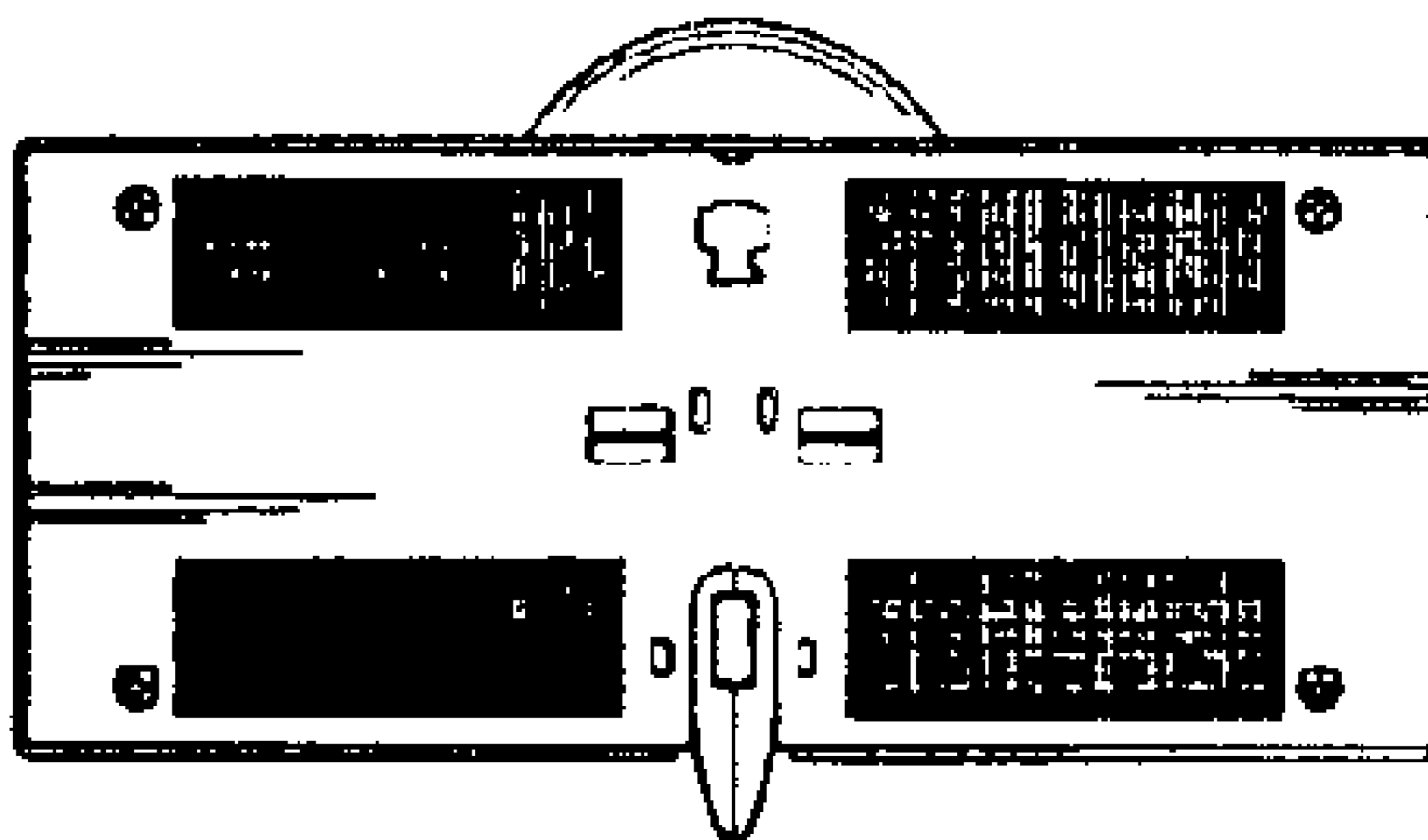


FIG. 7