



US00D514262S

(12) **United States Design Patent**
Sabeh-Azar

(10) **Patent No.:** **US D514,262 S**
(45) **Date of Patent:** **** Jan. 31, 2006**

- (54) **PET SHOE**
 - (76) **Inventor:** **Roannah Sabeh-Azar**, 125 River St.,
Toronto, Ontario (CA), M5A 3P5
 - (**) **Term:** **14 Years**
 - (21) **Appl. No.:** **29/211,446**
 - (22) **Filed:** **Aug. 17, 2004**
 - (51) **LOC (8) Cl.** **30-01**
 - (52) **U.S. Cl.** **D30/146**
 - (58) **Field of Classification Search** D30/144-46,
D30/199; 119/850, 174; 54/82, 1; 36/1.5,
36/83, 88, 89, 107, 109, 111, 117.1, 122,
36/58.5, 59 R, 59 C, 140; 168/18-19, 4;
602/27; D24/192
- See application file for complete search history.

5,209,048 A	*	5/1993	Hanson	54/82
D338,273 S	*	8/1993	Williams	D24/192
D343,685 S	*	1/1994	Felix	D24/192
5,408,812 A		4/1995	Stark		
5,452,685 A	*	9/1995	Thomas	119/850
5,495,828 A		3/1996	Solomon et al.		
D375,586 S		11/1996	Caditz		
D379,251 S	*	5/1997	Mezey	D30/146
5,676,094 A	*	10/1997	Gun-Munro	119/850
5,676,095 A	*	10/1997	Ralls	119/850
6,000,366 A		12/1999	Reeping		
6,186,097 B1		2/2001	Brockmann et al.		
6,470,832 B1	*	10/2002	Peacock	119/850
6,526,920 B1	*	3/2003	Griffin	119/850

* cited by examiner

Primary Examiner—Alan P. Douglas
Assistant Examiner—Susan M Lee
(74) *Attorney, Agent, or Firm*—Stephen R. Greiner

(56) **References Cited**

U.S. PATENT DOCUMENTS

333,982 A	*	1/1886	Tyson	54/82
593,564 A	*	11/1897	Cain	168/2
615,437 A	*	12/1898	Dillon	168/2
2,163,361 A	*	6/1939	Ford et al.	168/2
2,446,371 A		8/1948	Jones		
2,651,853 A		9/1953	Lewis		
2,937,487 A	*	5/1960	Dever	54/82
3,741,207 A	*	6/1973	Fuson	128/879
D267,750 S		1/1983	Norstrom		
4,543,911 A		10/1985	Marshall		
5,115,627 A	*	5/1992	Scott	54/82
5,148,657 A	*	9/1992	Stafford et al.	54/82

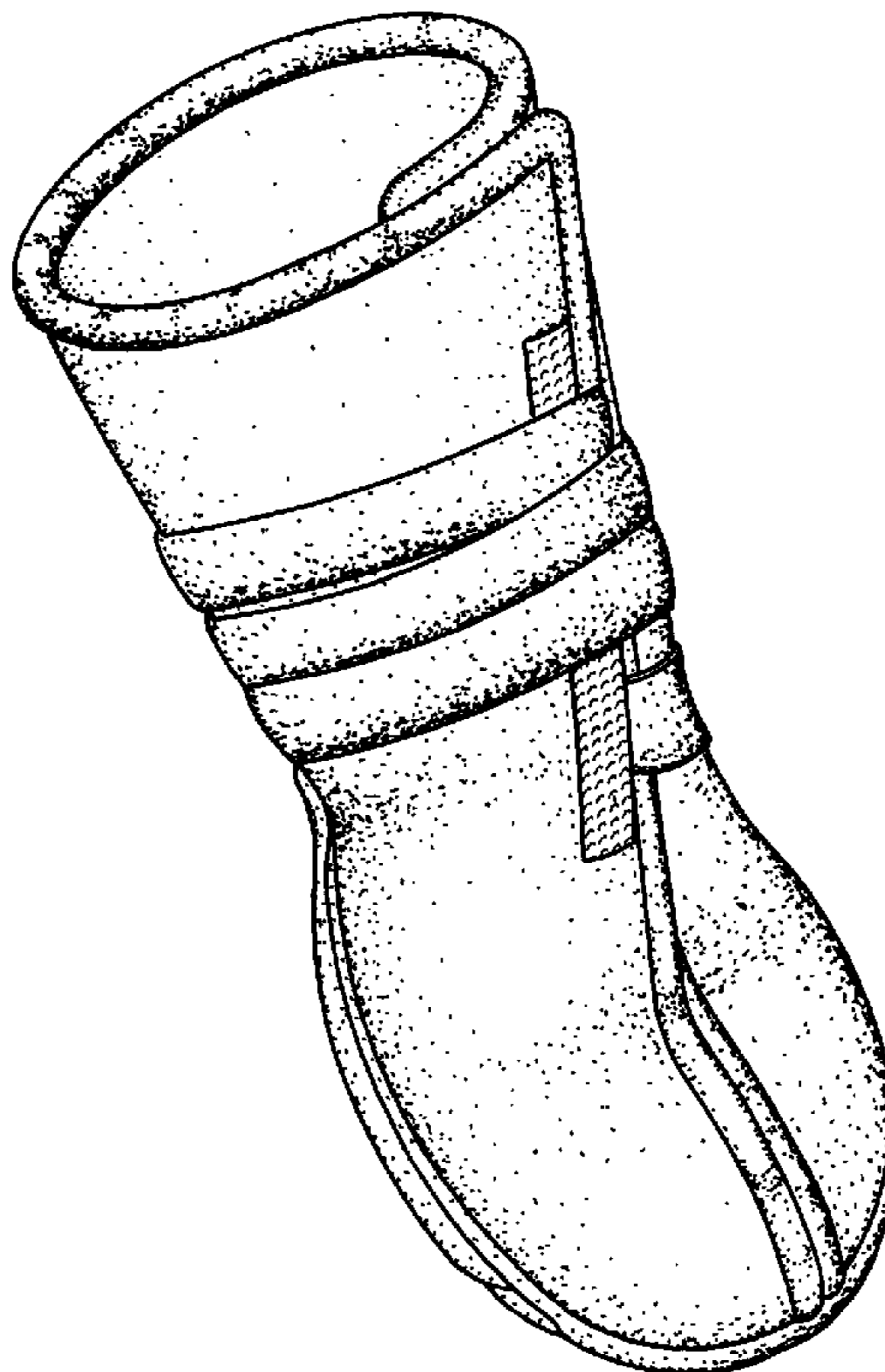
(57) **CLAIM**

The ornamental design for a pet shoe, as shown and described.

DESCRIPTION

FIG. 1 is a perspective view of a pet shoe showing my new design;
FIG. 2 is a right side elevational view thereof;
FIG. 3 is a left side elevational view thereof;
FIG. 4 is a front view thereof; and,
FIG. 5 is a bottom view thereof.

1 Claim, 2 Drawing Sheets



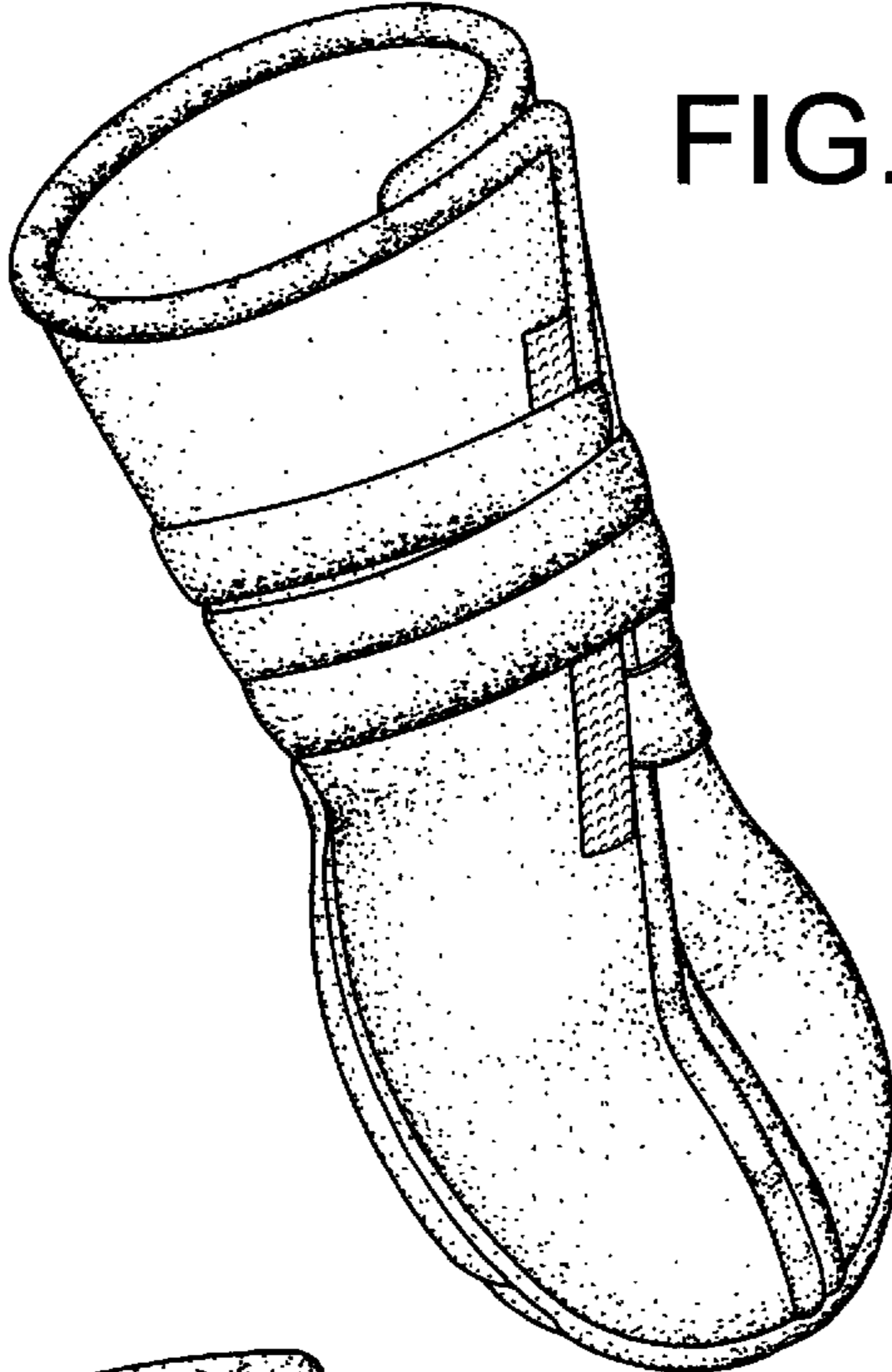


FIG. 1

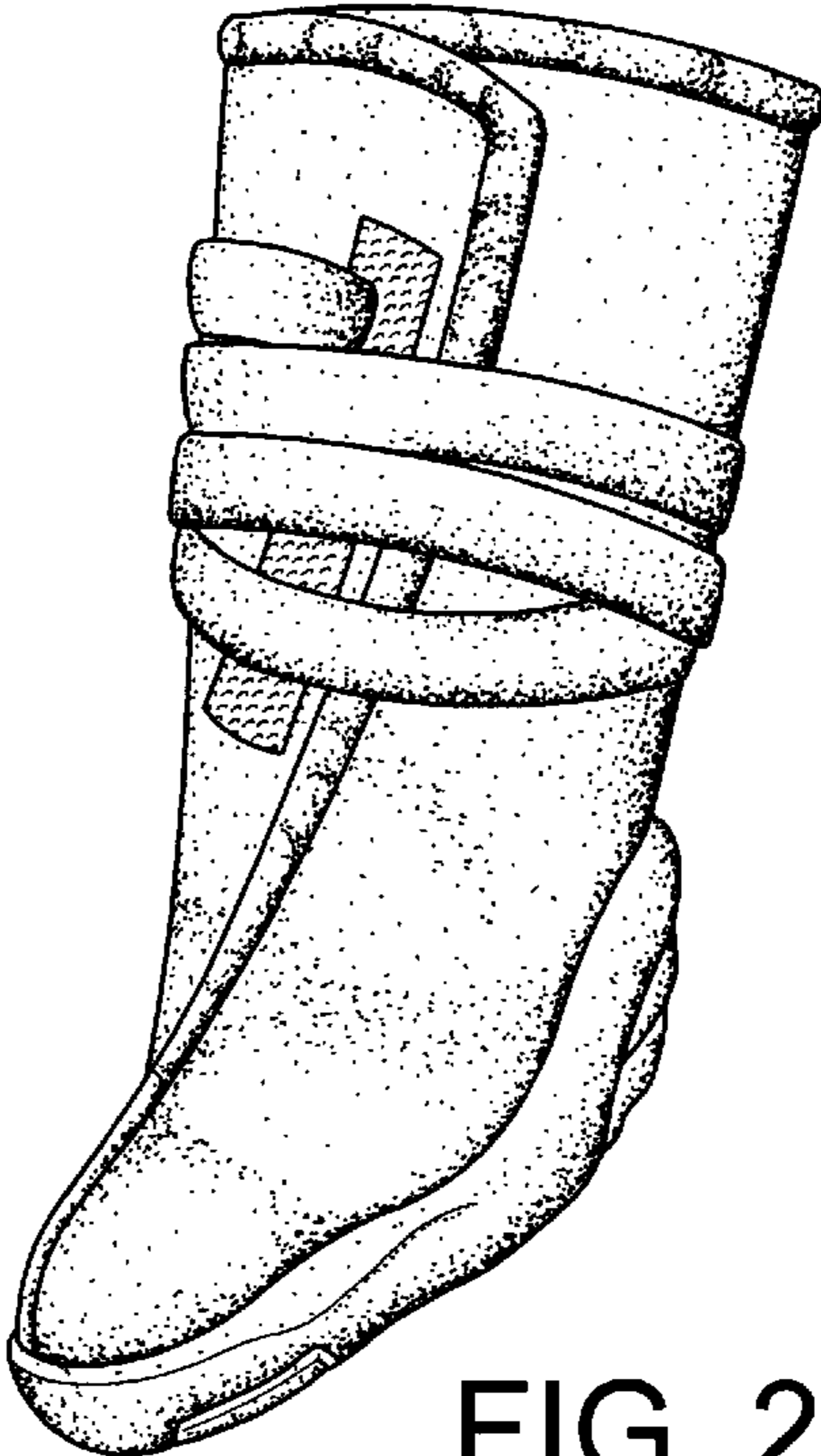


FIG. 2

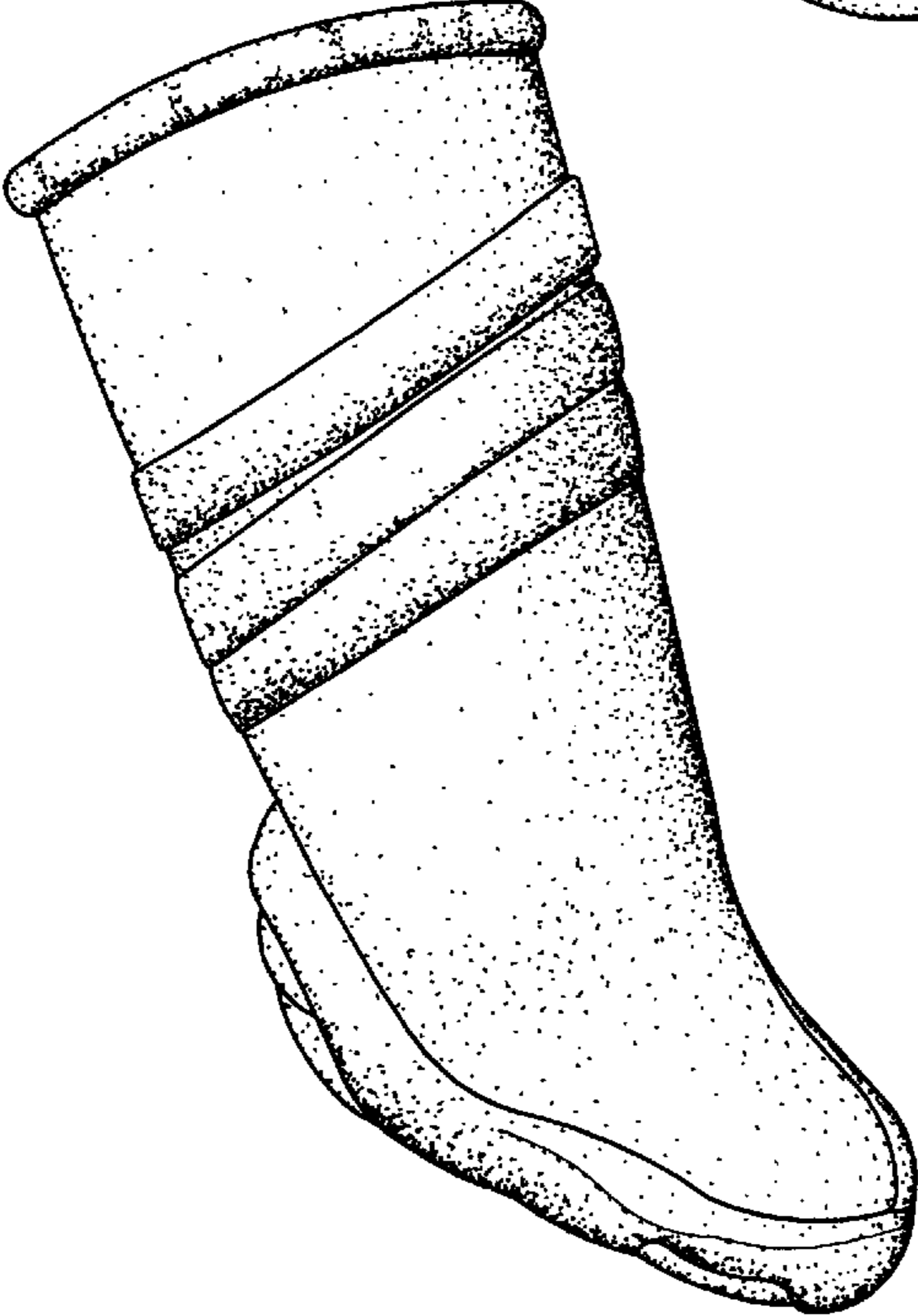


FIG. 3




FIG. 4

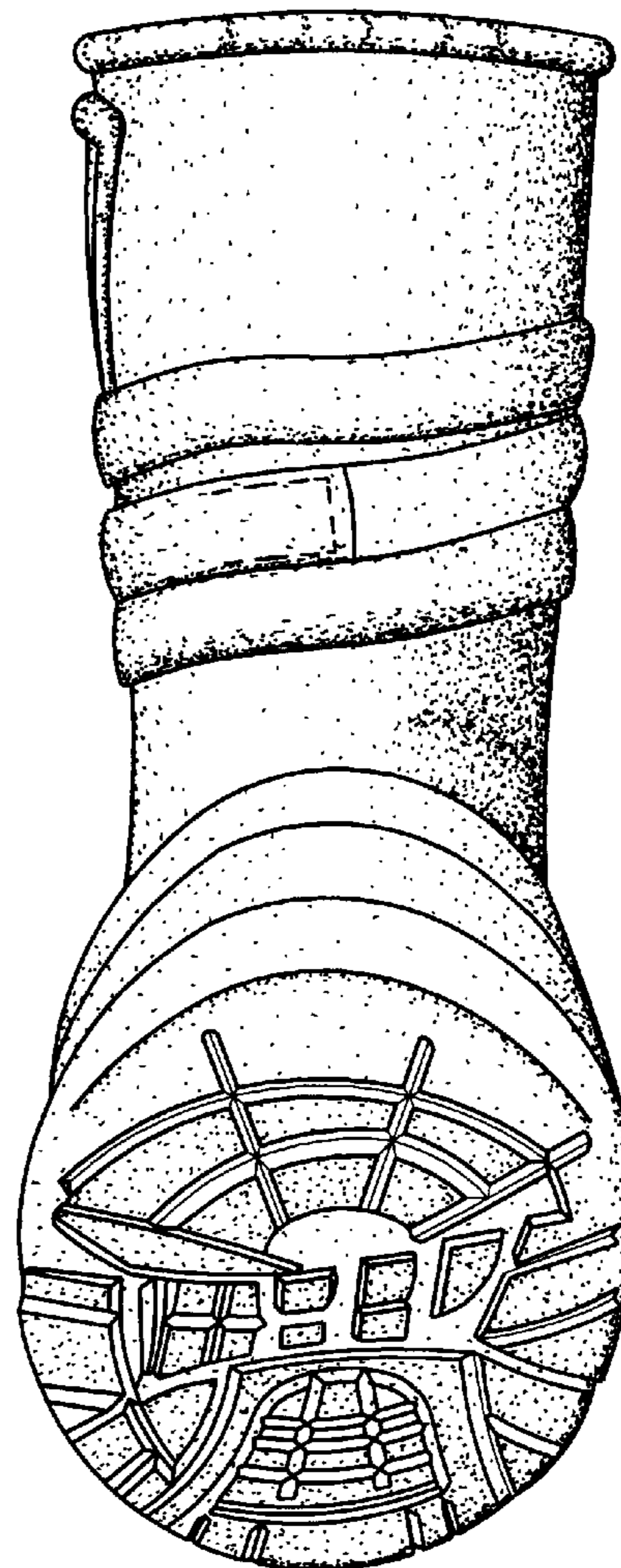


FIG. 5