



US00D514258S

(12) **United States Design Patent**  
**Khubani et al.**

(10) **Patent No.:** **US D514,258 S**  
(45) **Date of Patent:** **\*\* Jan. 31, 2006**

(54) **HAIR TRIMMER**

**DESCRIPTION**

- (75) Inventors: **Anand Khubani**, Towaco, NJ (US);  
**Aaron Szymanski**, Thomaston, CT (US)
  - (73) Assignee: **Ideavillage Products Corp.**, Fairfield, NJ (US)
  - (\*\*) Term: **14 Years**
  - (21) Appl. No.: **29/216,914**
  - (22) Filed: **Nov. 10, 2004**
  - (51) **LOC (8) Cl.** ..... **28-03**
  - (52) **U.S. Cl.** ..... **D28/53**
  - (58) **Field of Classification Search** ..... D28/49-54;  
30/32, 34.05, 34.1, 34.2, 29.5, 43.1-43.9,  
30/527
- See application file for complete search history.

(56) **References Cited**

**U.S. PATENT DOCUMENTS**

- 1,522,298 A \* 1/1925 Goodrich ..... 30/29.5
- D302,345 S \* 7/1989 Rubin ..... D28/53
- D404,528 S \* 1/1999 Wong ..... D28/51

\* cited by examiner

*Primary Examiner*—Jennifer Rivard

(74) *Attorney, Agent, or Firm*—Robert L. Epstein, Esq.;  
Epstein Drangel Bazerman & James, LLP

(57) **CLAIM**

The ornamental design for a hair trimmer, substantially as shown and described.

FIG. 1 is an isometric view showing the front, top and one side of the hair trimmer of our invention with the comb and handle in the retracted position;

FIG. 2 is a front elevation view of the hair trimmer of FIG. 1;

FIG. 3 is a rear elevation view of the hair trimmer of FIG. 1;

FIG. 4 is an elevation view of one side of the hair trimmer of FIG. 1;

FIG. 5 is an elevation of the other side of the hair trimmer of FIG. 1;

FIG. 6 is a plan view of the top of the hair trimmer of FIG. 1;

FIG. 7 is a plan view of the bottom of the hair trimmer of FIG. 1;

FIG. 8 is an isometric view showing the front, top and one side of the hair trimmer of our invention, with the comb and handle in the extended position;

FIG. 9 is a front elevation view of the hair trimmer of FIG. 8;

FIG. 10 is a rear elevation view of the hair trimmer of FIG. 8;

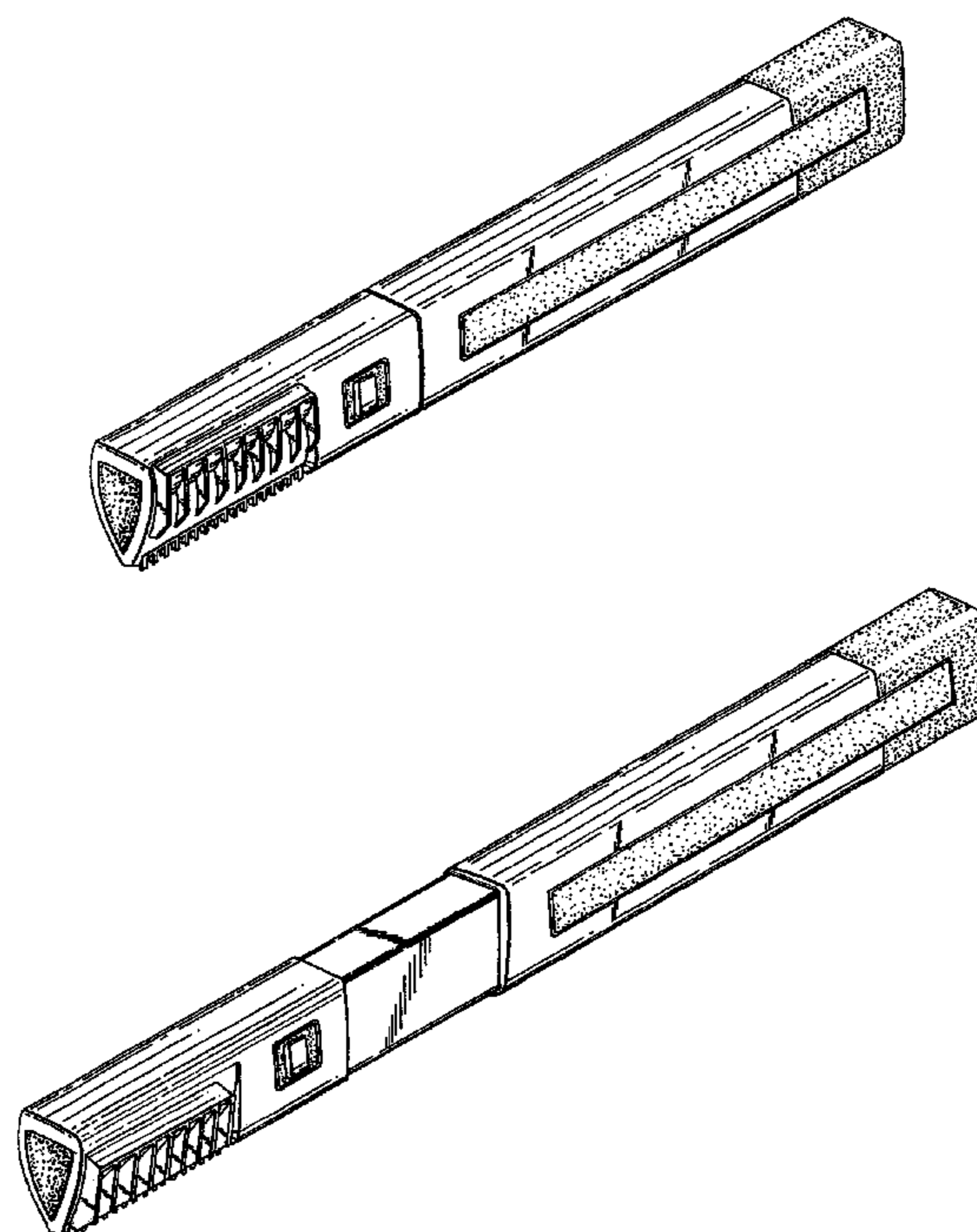
FIG. 11 is an elevation view of one side of the hair trimmer of FIG. 8;

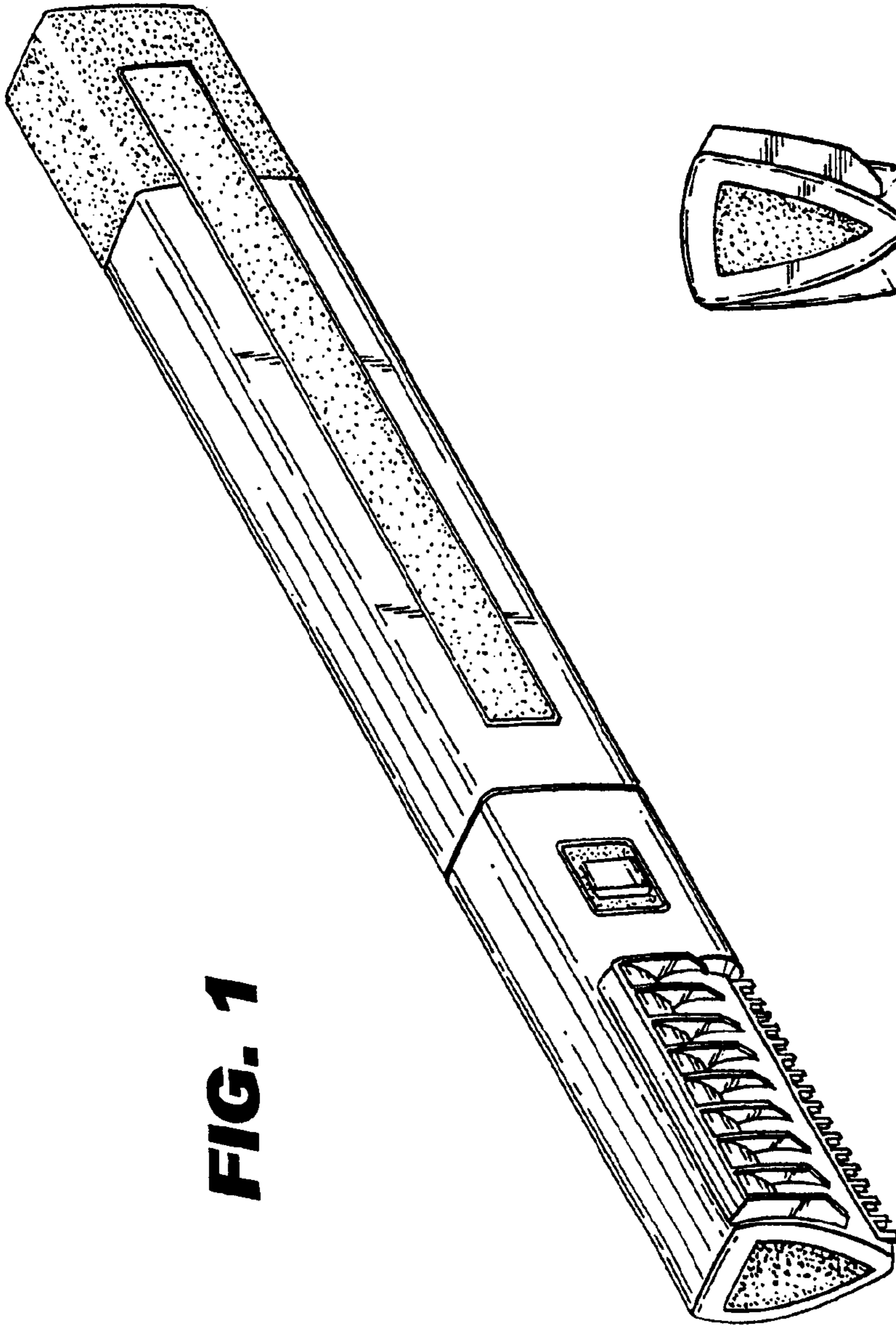
FIG. 12 is an elevation view of the other side of the hair trimmer of FIG. 8;

FIG. 13 is a plan view of the top of the hair trimmer of FIG. 8; and,

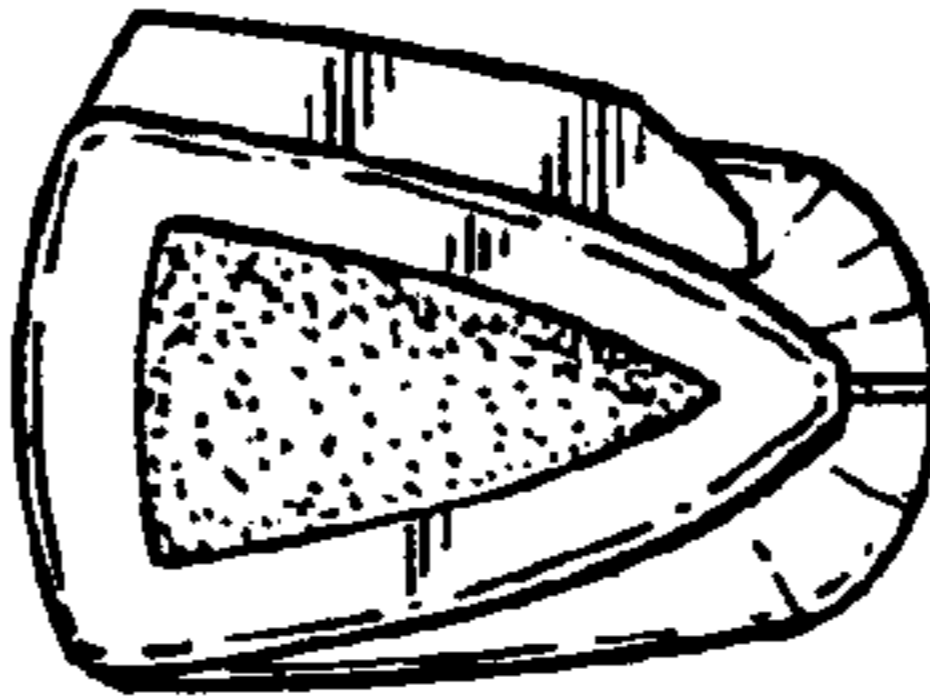
FIG. 14 is a plan view of the bottom of the hair trimmer of FIG. 8.

**1 Claim, 6 Drawing Sheets**

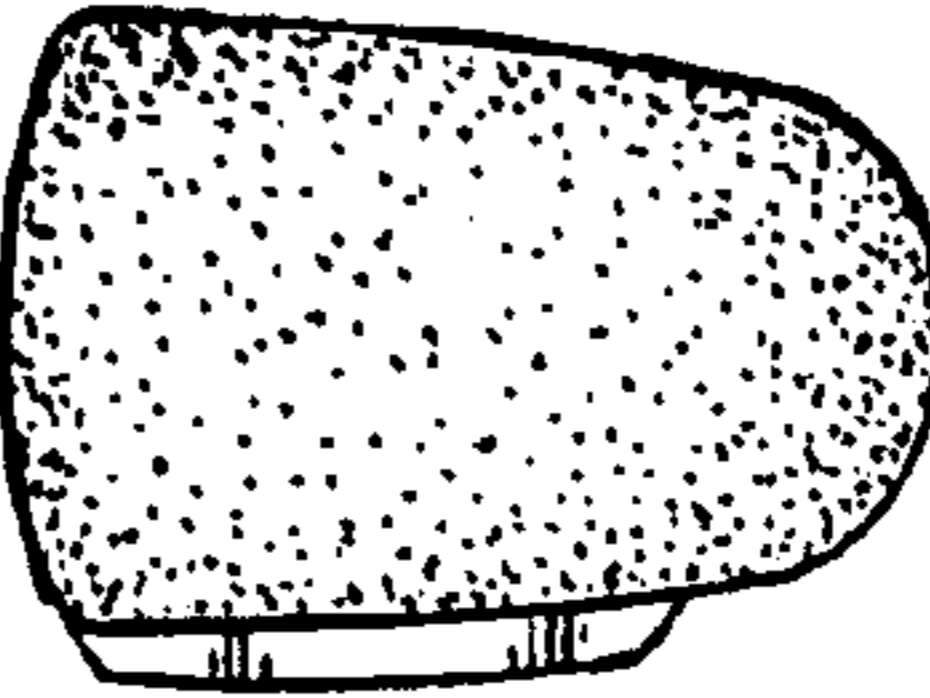




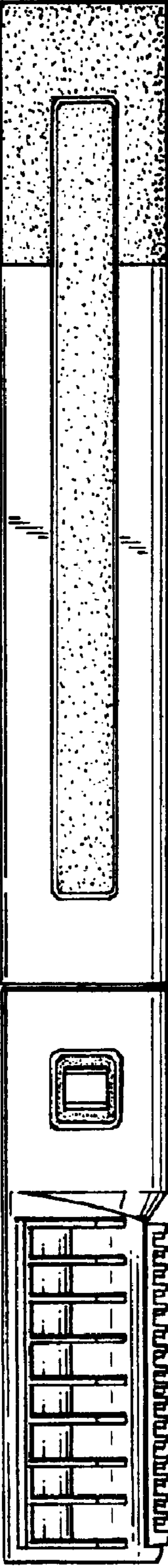
**FIG. 1**



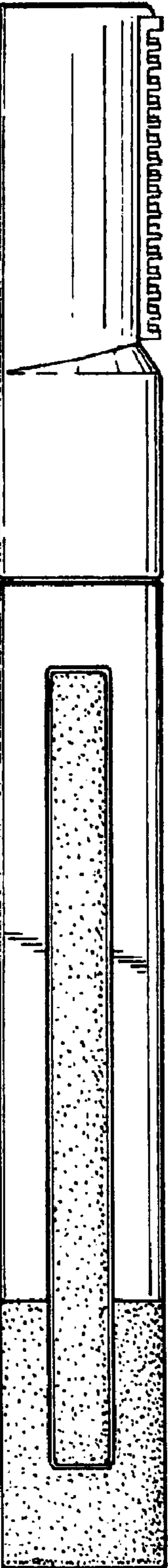
**FIG. 2**




**FIG. 3**




**FIG. 4**



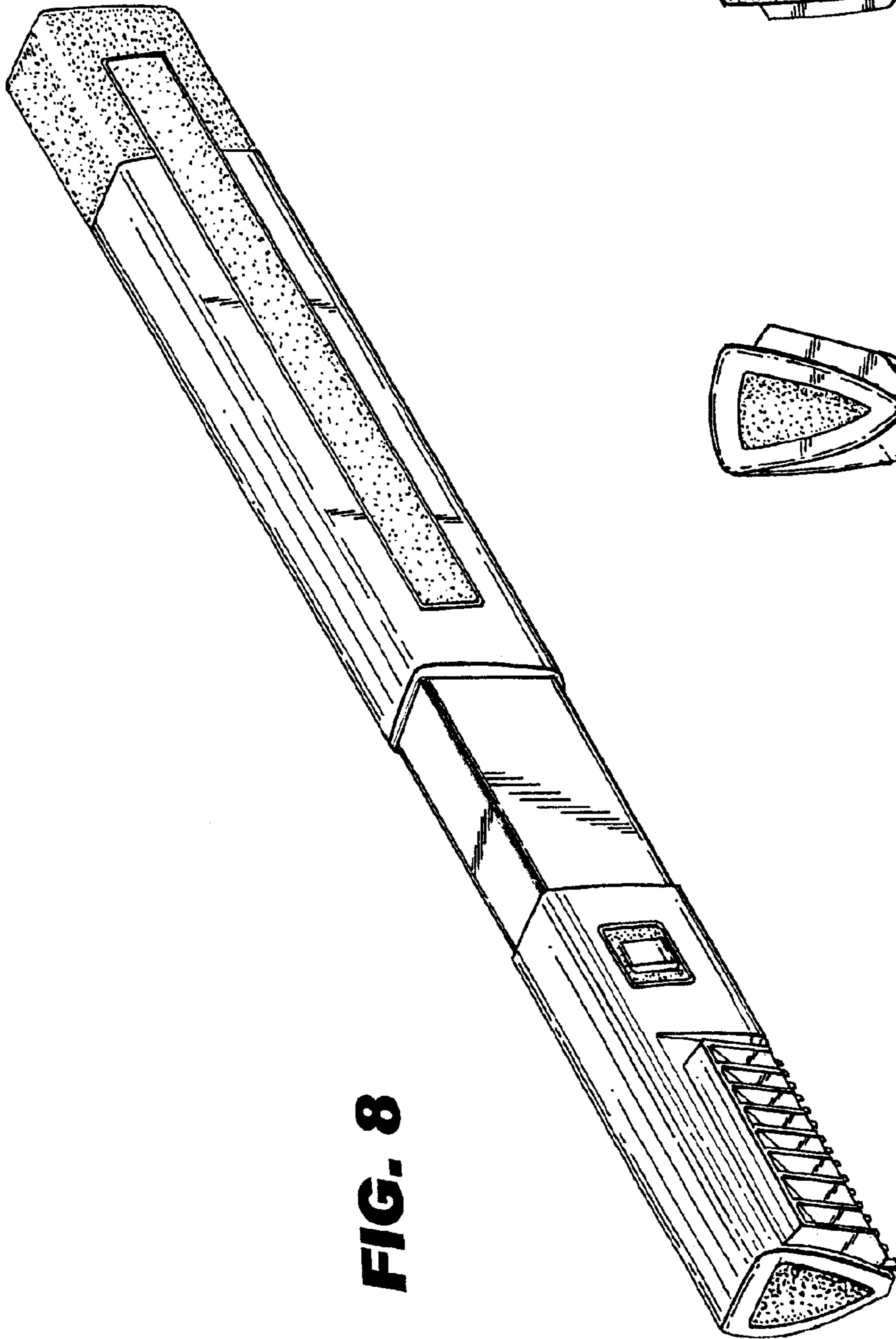
**FIG. 5**



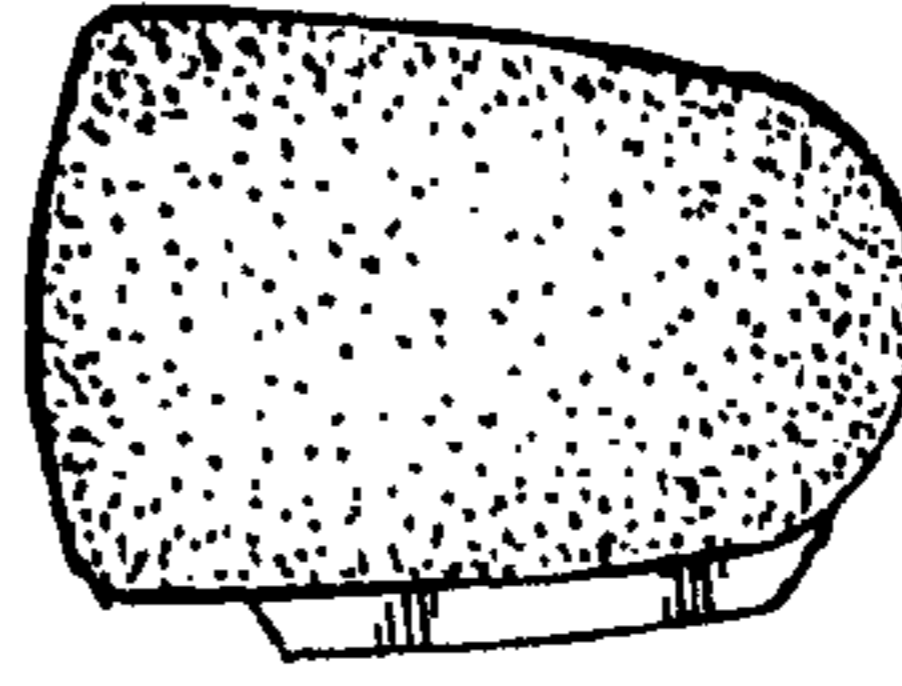
**FIG. 6**



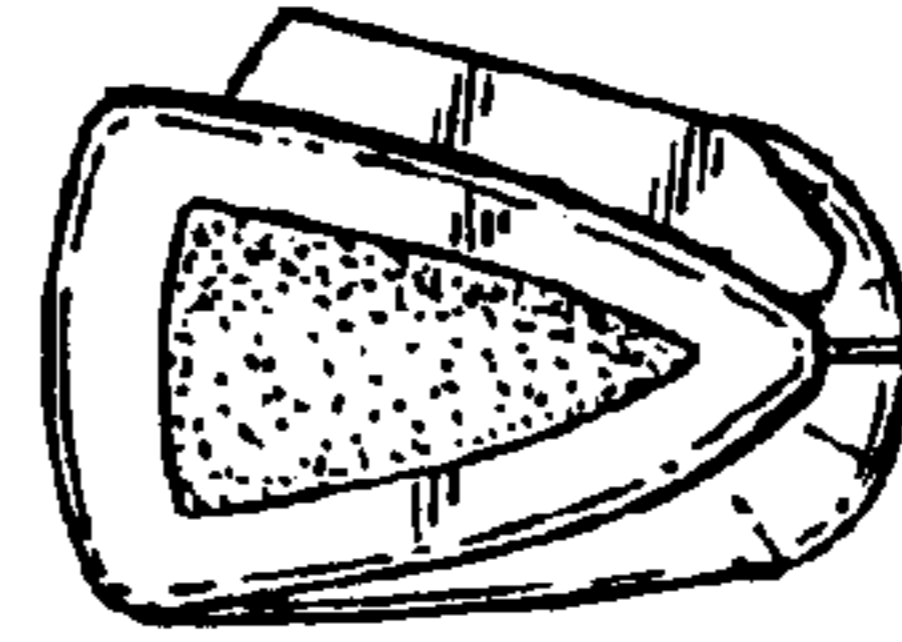
**FIG. 7**



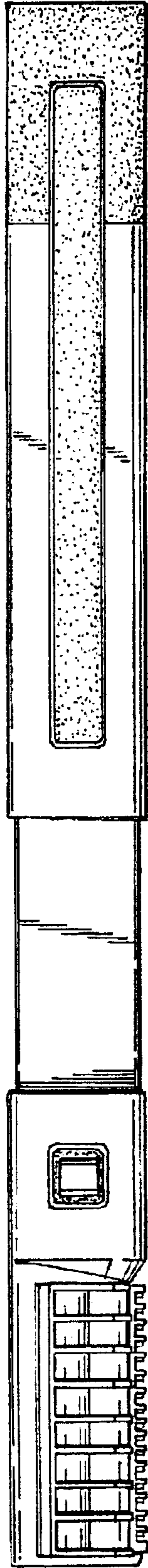
**FIG. 8**



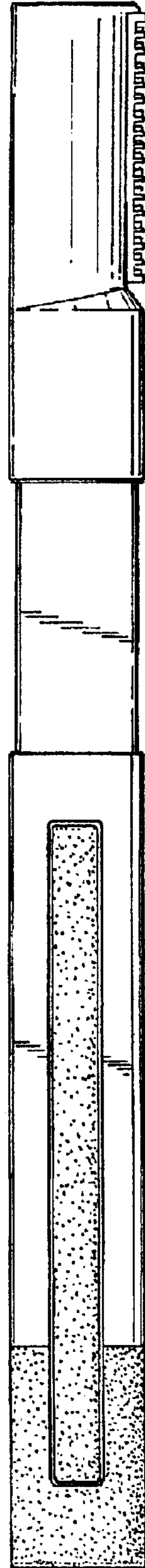
**FIG. 10**



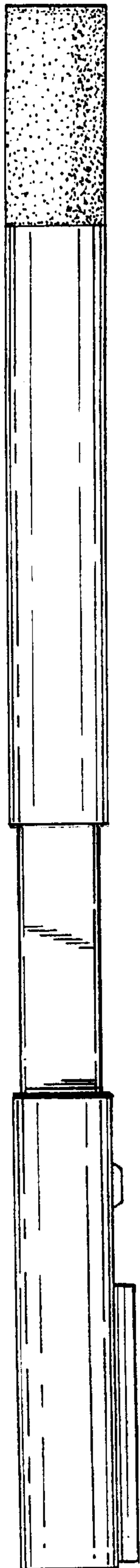
**FIG. 9**



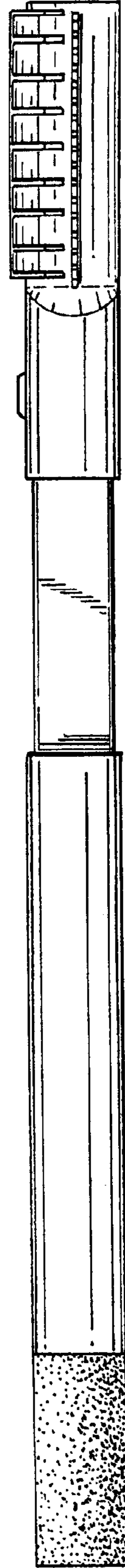
**FIG. 11**



**FIG. 12**



**FIG. 13**



**FIG. 14**