



US00D514245S

(12) **United States Design Patent**  
**Miranda**

(10) **Patent No.:** **US D514,245 S**  
(45) **Date of Patent:** **\*\* Jan. 31, 2006**

(54) **LIGHTING FIXTURE VANITY STRIP**

(76) Inventor: **Pasquale Miranda**, 63 - 2nd St.,  
Garden City, NY (US) 11530

(\*\*) Term: **14 Years**

(21) Appl. No.: **29/211,512**

(22) Filed: **Aug. 17, 2004**

(51) **LOC (8) Cl.** ..... **26-03**

(52) **U.S. Cl.** ..... **D26/87; D26/86**

(58) **Field of Classification Search** ..... D26/72,  
D26/80, 83-87, 92, 145, 155; 362/147, 432,  
362/404-408, 806

See application file for complete search history.

(56) **References Cited**

**U.S. PATENT DOCUMENTS**

D97,069 S \* 10/1935 Hildebrand ..... D26/87  
D385,376 S \* 10/1997 Milicia ..... D26/73  
D440,345 S \* 4/2001 Hsieh ..... D26/92

**OTHER PUBLICATIONS**

SeaGull Lighting Catalog No. 04A, ©2003. Item 40059-767  
on p. 223.\*

Quoizel's 2004 catalog. Item MU 8567VN from the Mel-  
bury Collection on p. 255.\*

“The Big Book” from Murray Feiss, Edition 2004. (2 pages)  
Item VS7602 PBR from the Seville Collection on p. 13; and  
Item VS8102 CB from the Tuscan Villa Collection on p.  
209.\*

\* cited by examiner

*Primary Examiner*—Clare E Heflin

(57) **CLAIM**

The ornamental design of a lighting fixture vanity strip, as  
shown and described.

**DESCRIPTION**

FIG. 1 is a front elevational view of lighting fixture vanity  
strip showing my new design;

FIG. 2 is a right side elevational view thereof;

FIG. 3 is a top plan view thereof; and,

FIG. 4 is a bottom plan view thereof.

The broken-line showing of environmental structures in  
FIGS. 1-4 is for illustrative purposes only and forms no part  
of the claimed design.

**1 Claim, 2 Drawing Sheets**

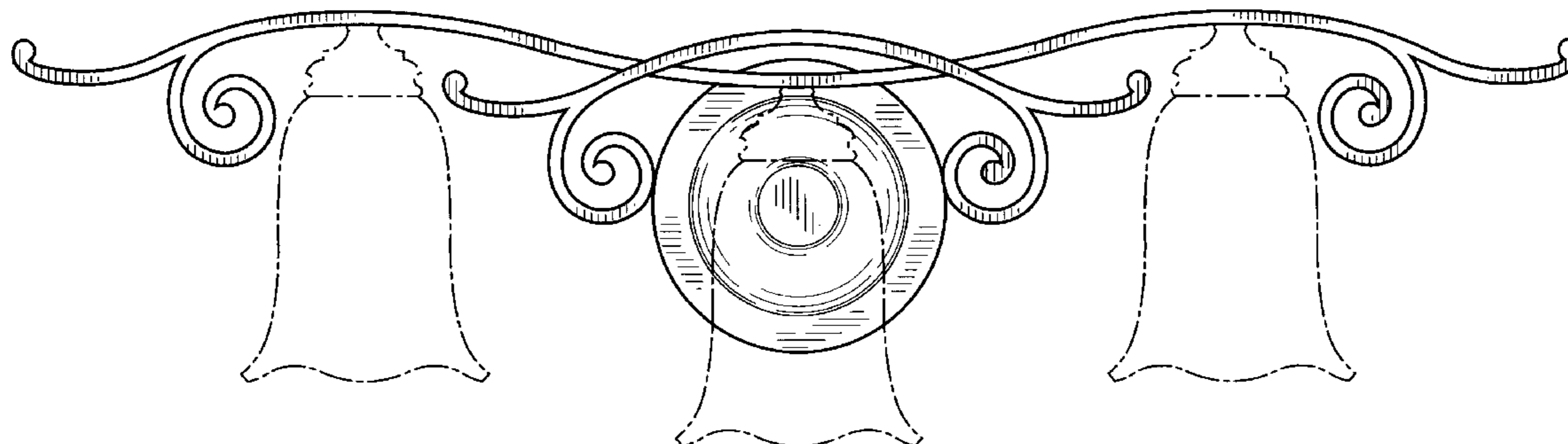


FIG. 2

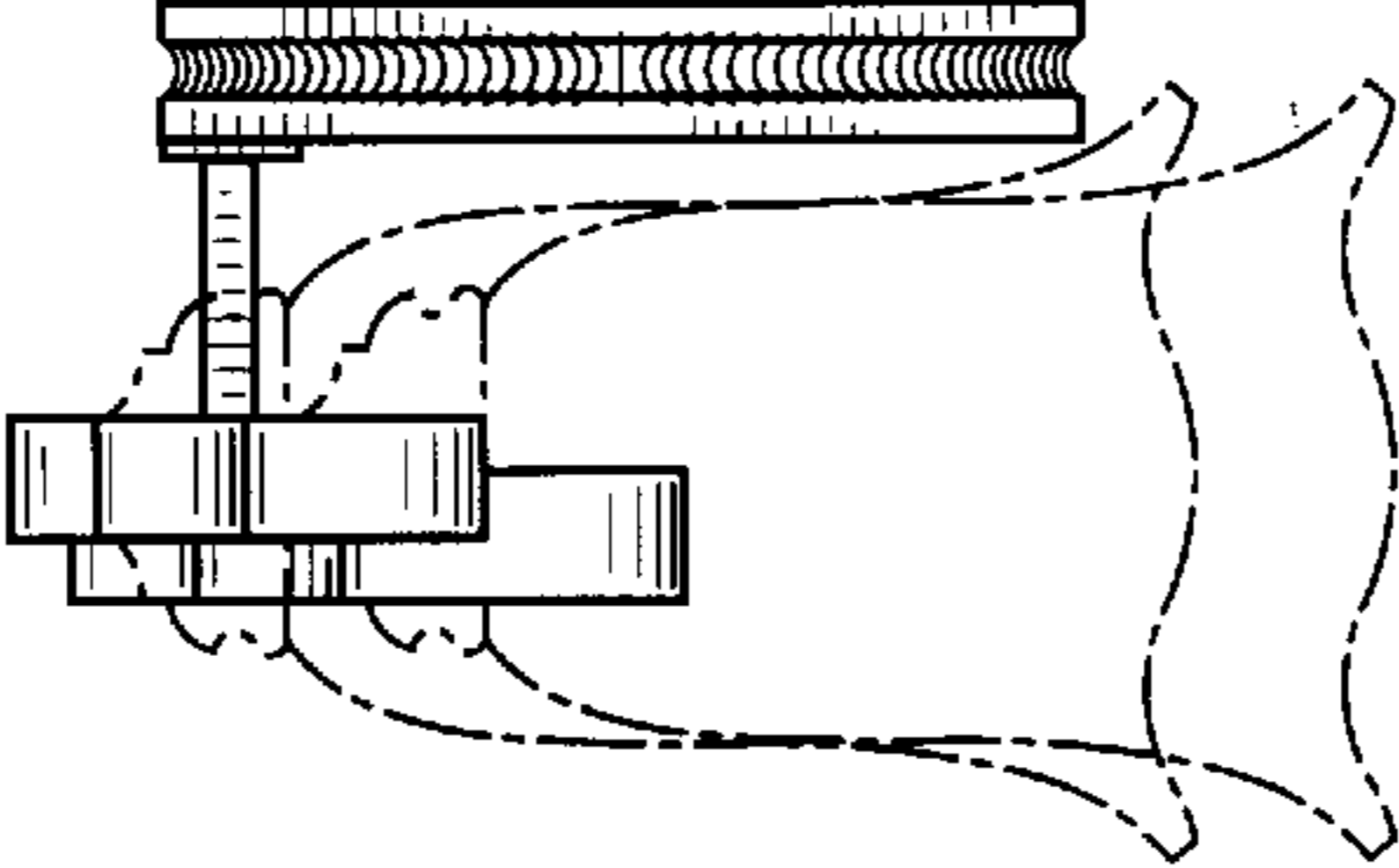


FIG. 1

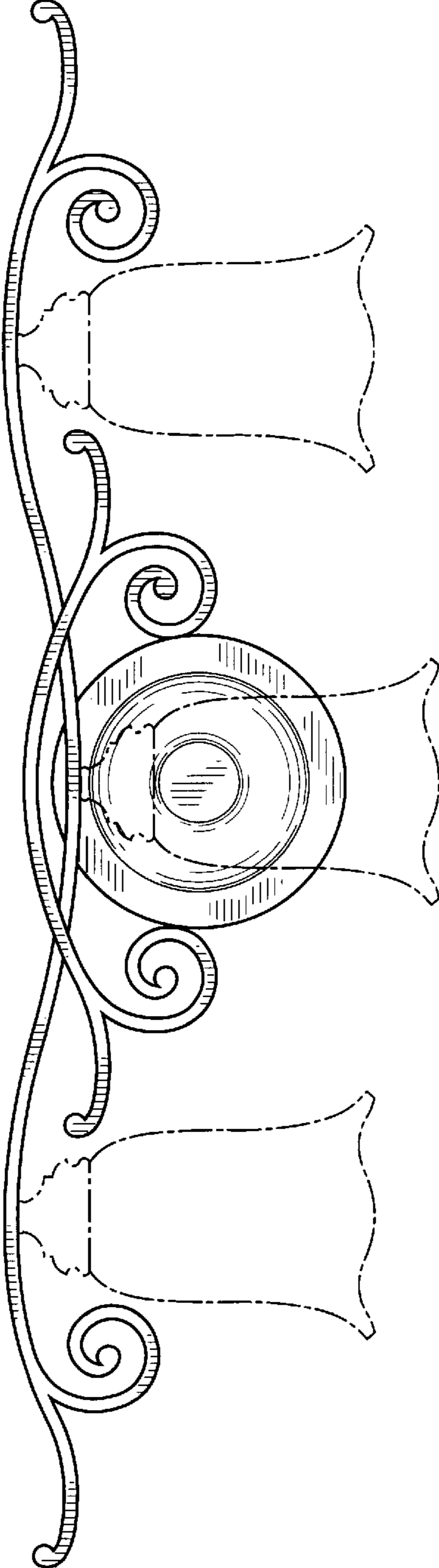


FIG. 3

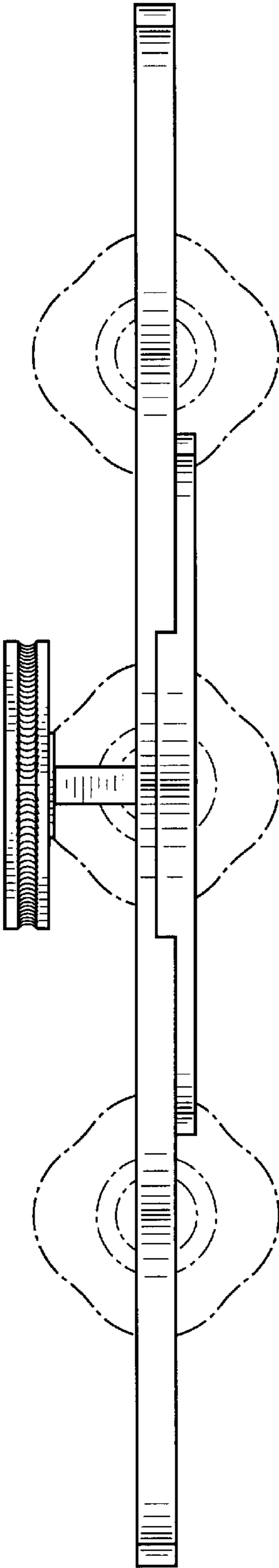


FIG. 4

