



US00D514240S

(12) **United States Design Patent**  
**Hirose**

(10) **Patent No.:** **US D514,240 S**  
(45) **Date of Patent:** **\*\* Jan. 31, 2006**

(54) **FRONT COMBINATION LAMP FOR AN  
AUTOMOBILE**

D504,735 S \* 5/2005 Lin ..... D26/28

(75) Inventor: **Atsushi Hirose**, Aichi-ken (JP)

(73) Assignee: **Toyota Jidosha Kabushiki Kaisha** (JP)

(\*\*) Term: **14 Years**

(21) Appl. No.: **29/219,055**

(22) Filed: **Dec. 10, 2004**

(51) **LOC (8) Cl.** ..... **26-06**

(52) **U.S. Cl.** ..... **D26/28**

(58) **Field of Classification Search** ..... D26/28-36;  
362/459-468, 475-478, 485-487

See application file for complete search history.

(56) **References Cited**

**U.S. PATENT DOCUMENTS**

D490,174 S \* 5/2004 Lin ..... D26/28  
D501,265 S \* 1/2005 Lin ..... D26/28  
D501,940 S \* 2/2005 Abe ..... D26/28

**OTHER PUBLICATIONS**

Daihatsu, BOON 2004, Automotive Guidebook of Japan;  
Nov. 2, 2004, p. 76.

\* cited by examiner

*Primary Examiner*—Marcus A. Jackson

(74) *Attorney, Agent, or Firm*—Saidman DesignLaw Group

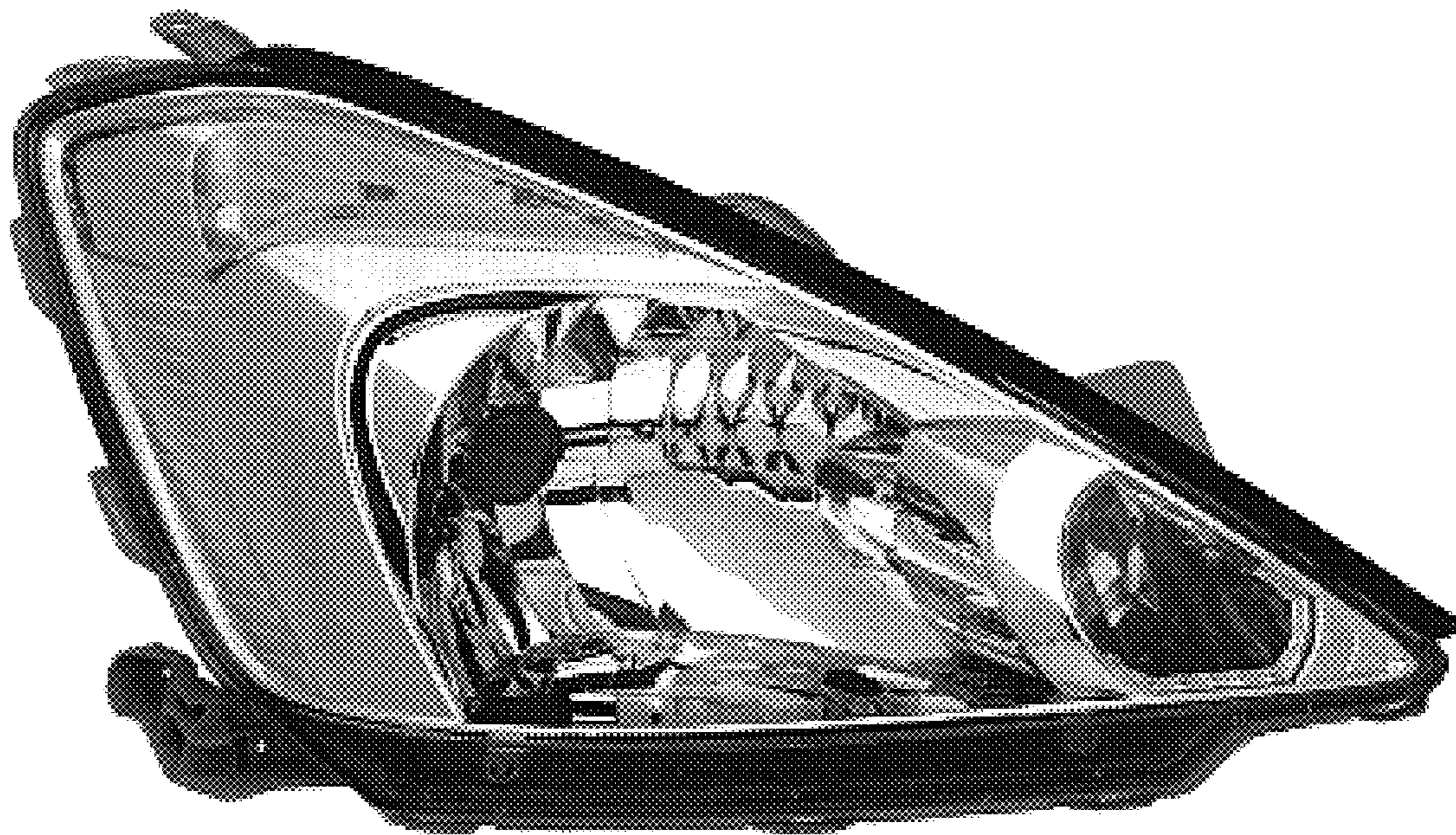
(57) **CLAIM**

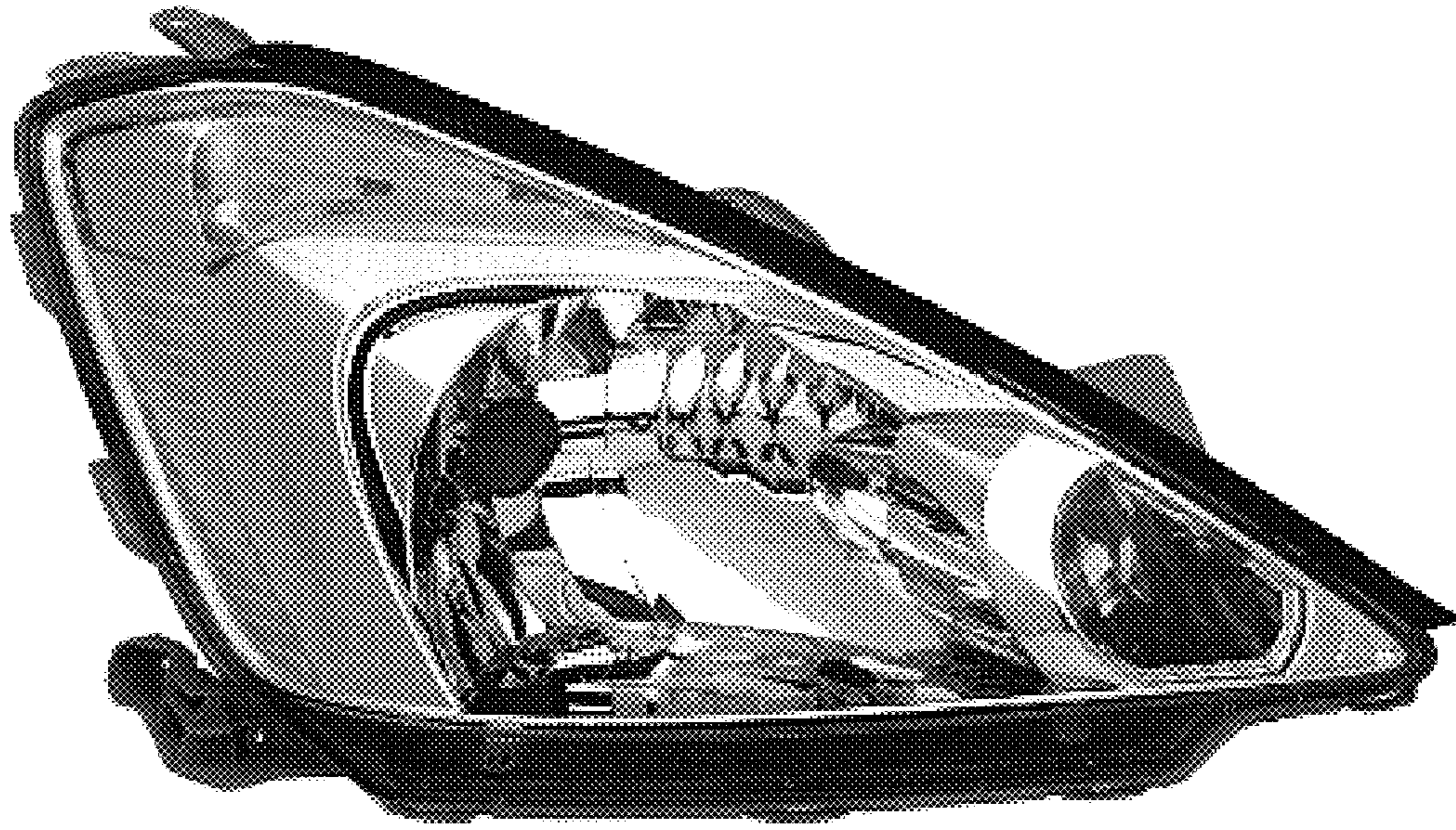
The ornamental design for a front combination lamp for an automobile, as shown and described.

**DESCRIPTION**


FIG. 1 is a front perspective view of a front combination lamp for an automobile showing my new design; FIG. 2 is a front view thereof; FIG. 3 is a left-side view thereof; and, FIG. 4 is a top view thereof.

**1 Claim, 2 Drawing Sheets**







**FIG. 1**



**FIG. 2**



**FIG. 3**



**FIG. 4**