



US00D514226S

(12) **United States Design Patent**  
Nan

(10) **Patent No.:** **US D514,226 S**  
(45) **Date of Patent:** **\*\* Jan. 31, 2006**

(54) **FINGER MASSAGER**

(75) **Inventor:** **Simon Sui Man Nan**, Richmond Hill  
(CA)

(73) **Assignee:** **Nanma Manufacturing Co. Ltd. (HK)**

(\*\*) **Term:** **14 Years**

(21) **Appl. No.:** **29/201,468**

(22) **Filed:** **Mar. 16, 2004**

(51) **LOC (8) Cl. .... 28-03**

(52) **U.S. Cl. .... D24/215**

(58) **Field of Classification Search** ..... D24/215,  
D24/214, 200, 211; 601/72, 70, 80, 46, 50,  
601/51, 57, 85, 101, 135, 151, 138  
See application file for complete search history.

(56) **References Cited**

**U.S. PATENT DOCUMENTS**

D430,677 S \* 9/2000 Robinson ..... D24/215  
6,203,509 B1 \* 3/2001 Duboff ..... 601/70  
D459,478 S \* 6/2002 Perricone ..... D24/200  
D463,751 S \* 10/2002 Wilkinson ..... D24/215  
D488,232 S \* 4/2004 Nan ..... D24/215

2003/0181835 A1 \* 9/2003 Klein ..... 601/72

\* cited by examiner

*Primary Examiner*—Ian Simmons

(57) **CLAIM**

The ornamental design for a finger massager, as shown and described.

**DESCRIPTION**

FIG. 1 is a view in side elevation of finger massager illustrating my new design.

FIG. 2 is a view in side elevation thereof in which the device has been rotated 180° along the longitudinal axis of the device from the view in FIG. 1.

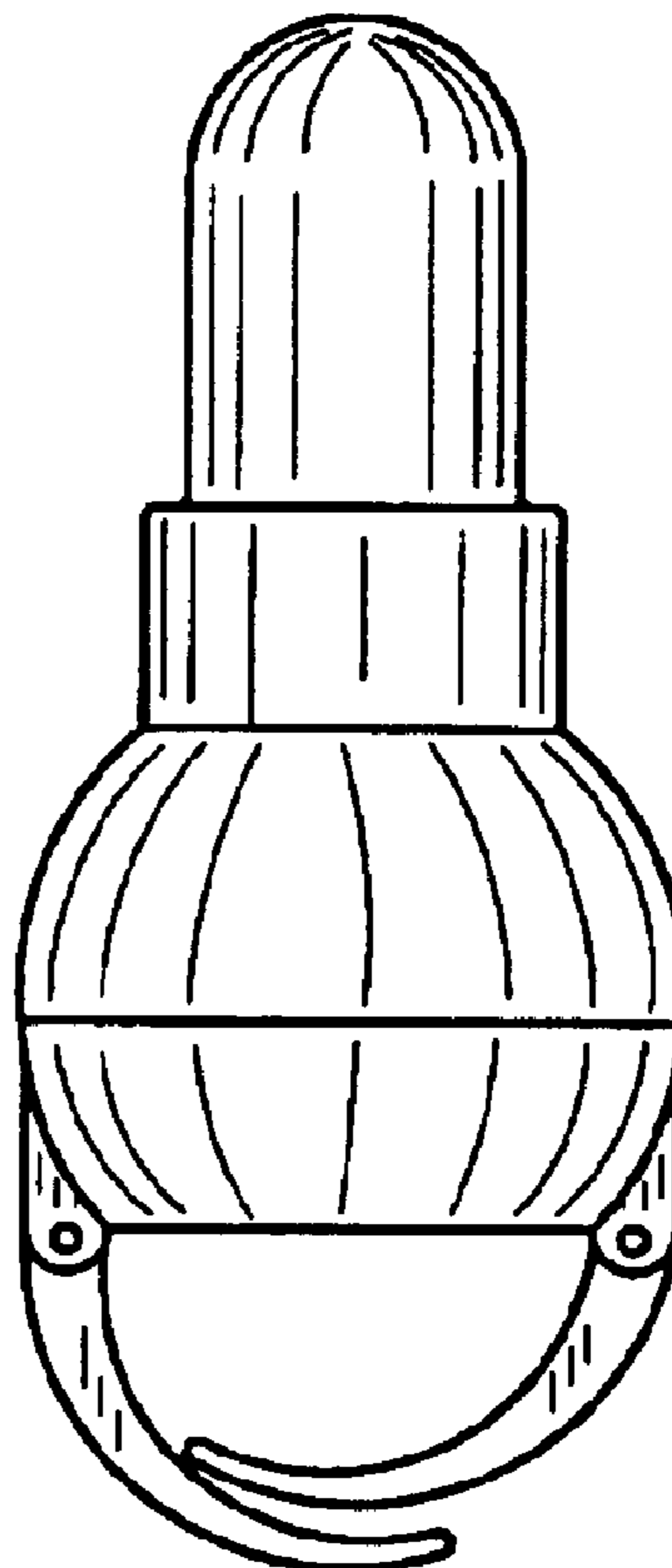
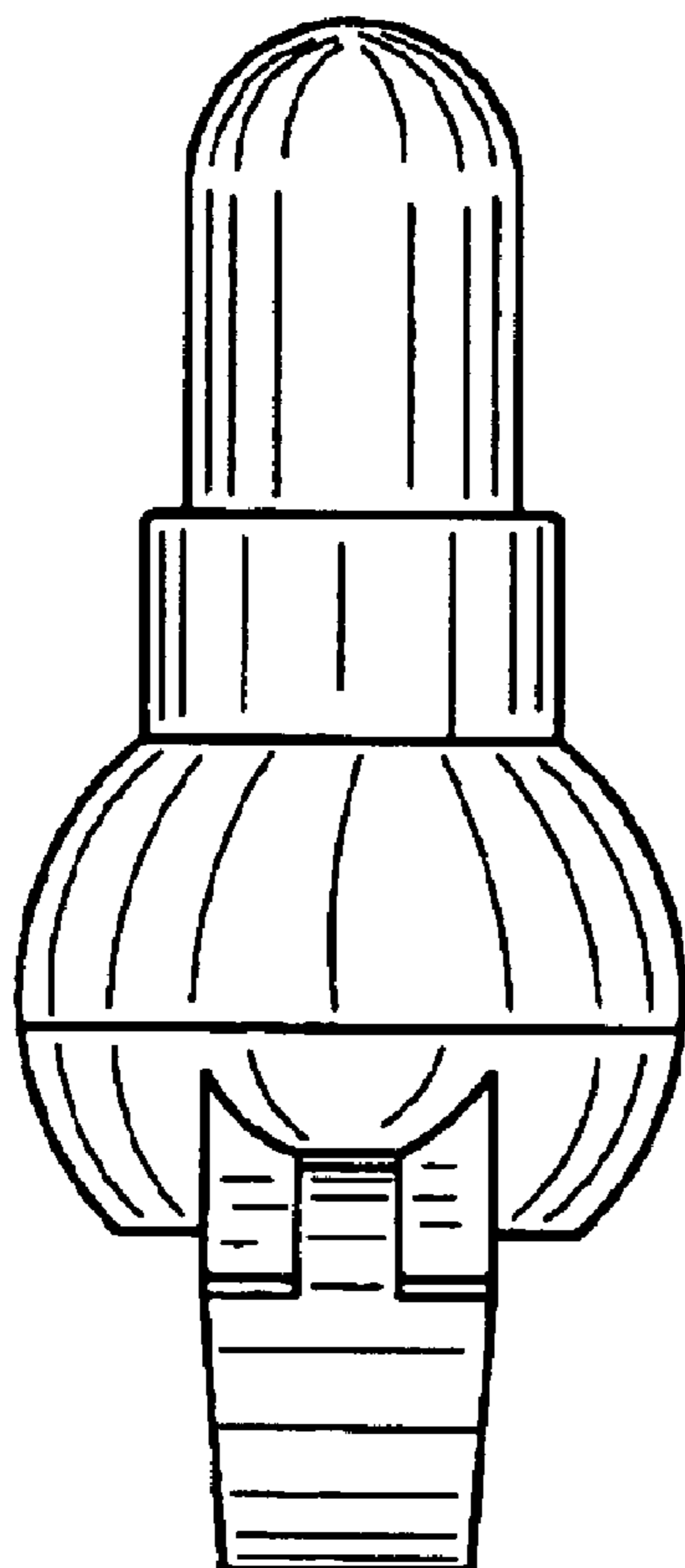
FIG. 3 is a view in side elevation thereof in which the device has been rotated 90° along the longitudinal axis of the device from the view in FIG. 1.

FIG. 4 is a view in side elevation taken thereof in which the device has been rotated 180° along the longitudinal axis of the device from the view in FIG. 3.

FIG. 5 is a top plan view thereof; and,

FIG. 6 is a bottom plan view thereof.

**1 Claim, 1 Drawing Sheet**



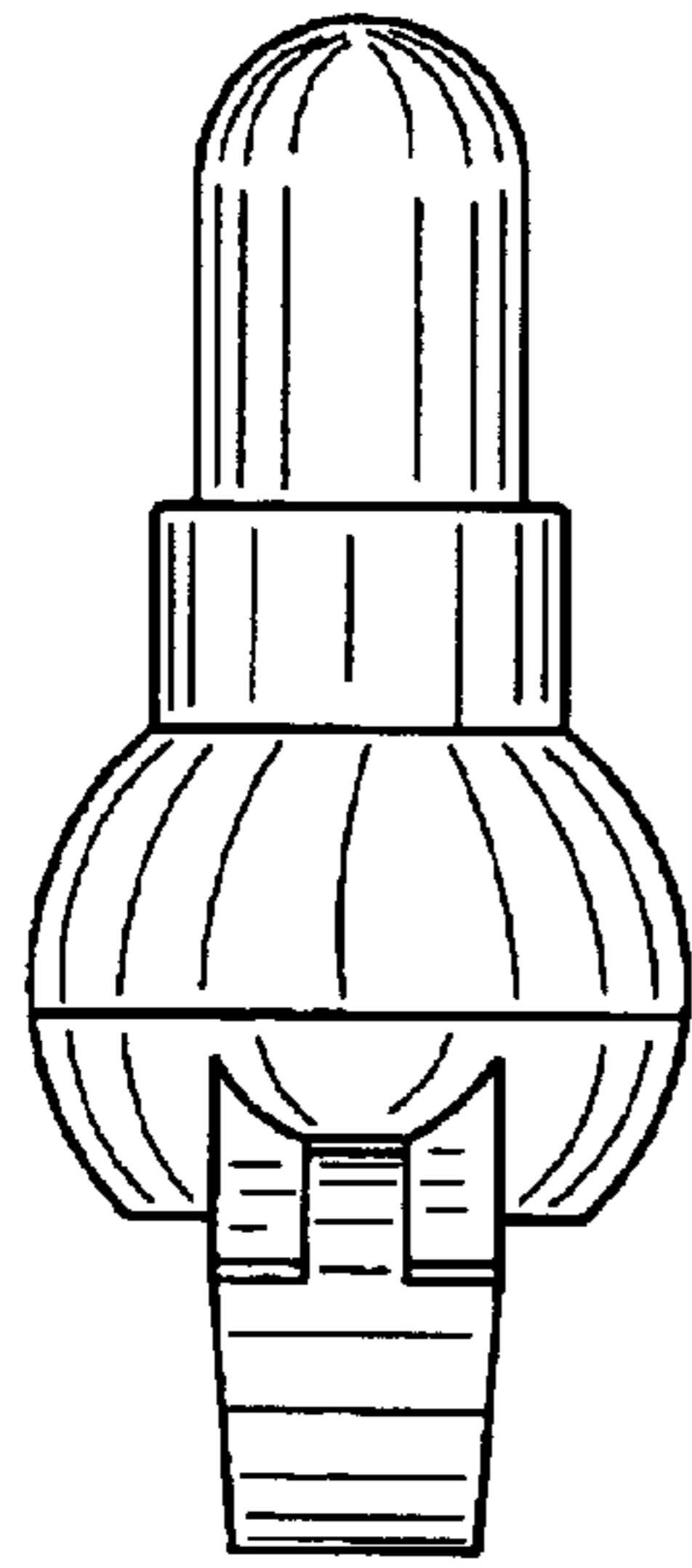


FIG. 1

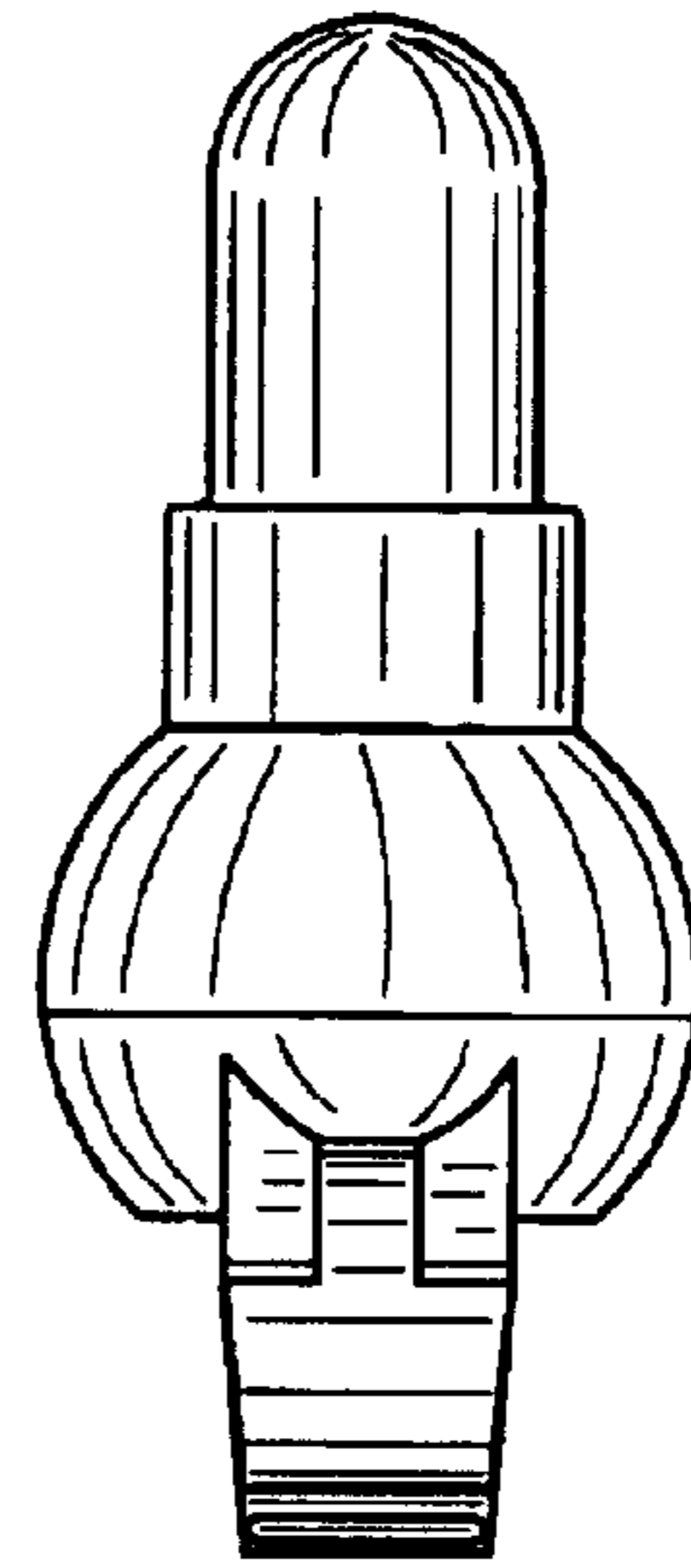


FIG. 2

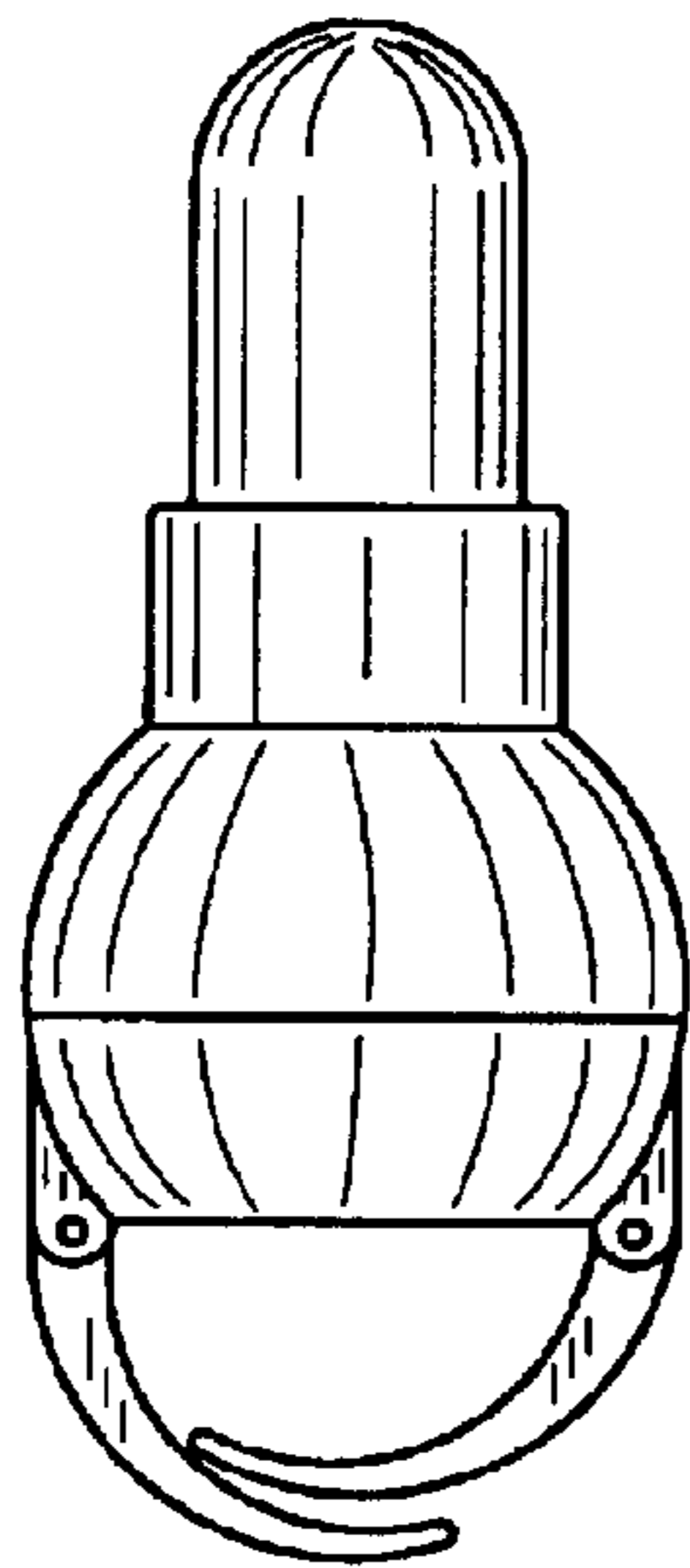


FIG. 3




FIG. 4

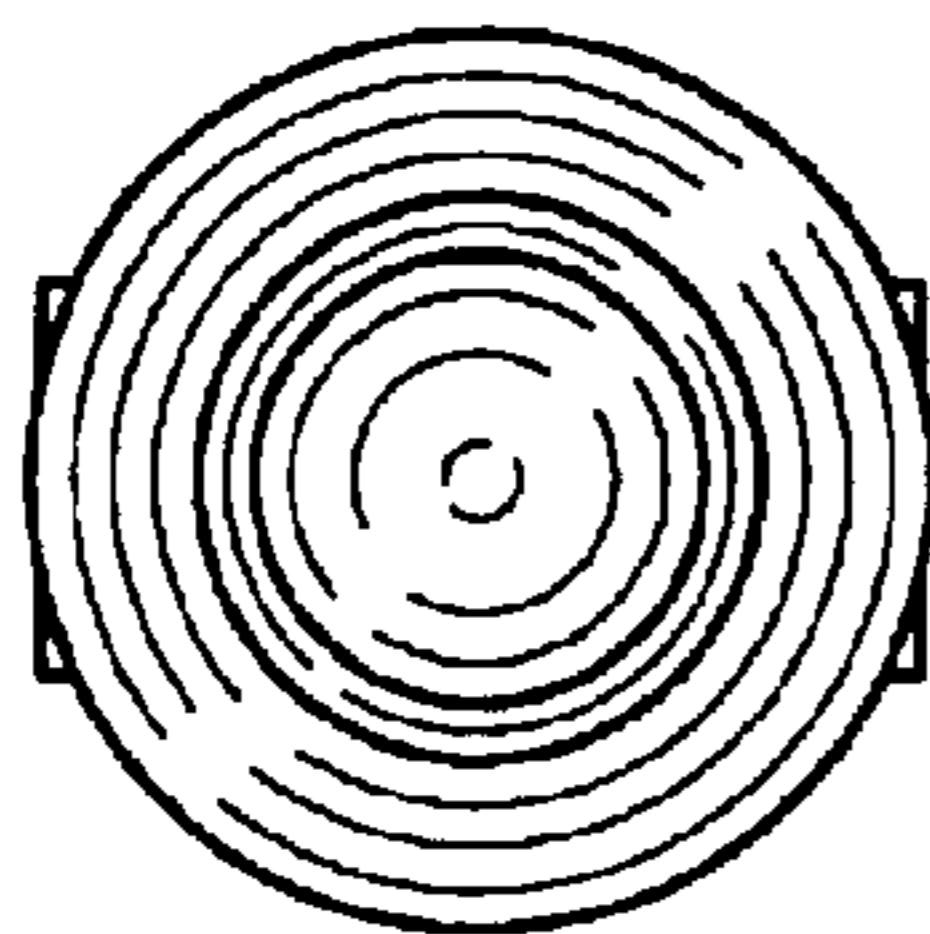


FIG. 5

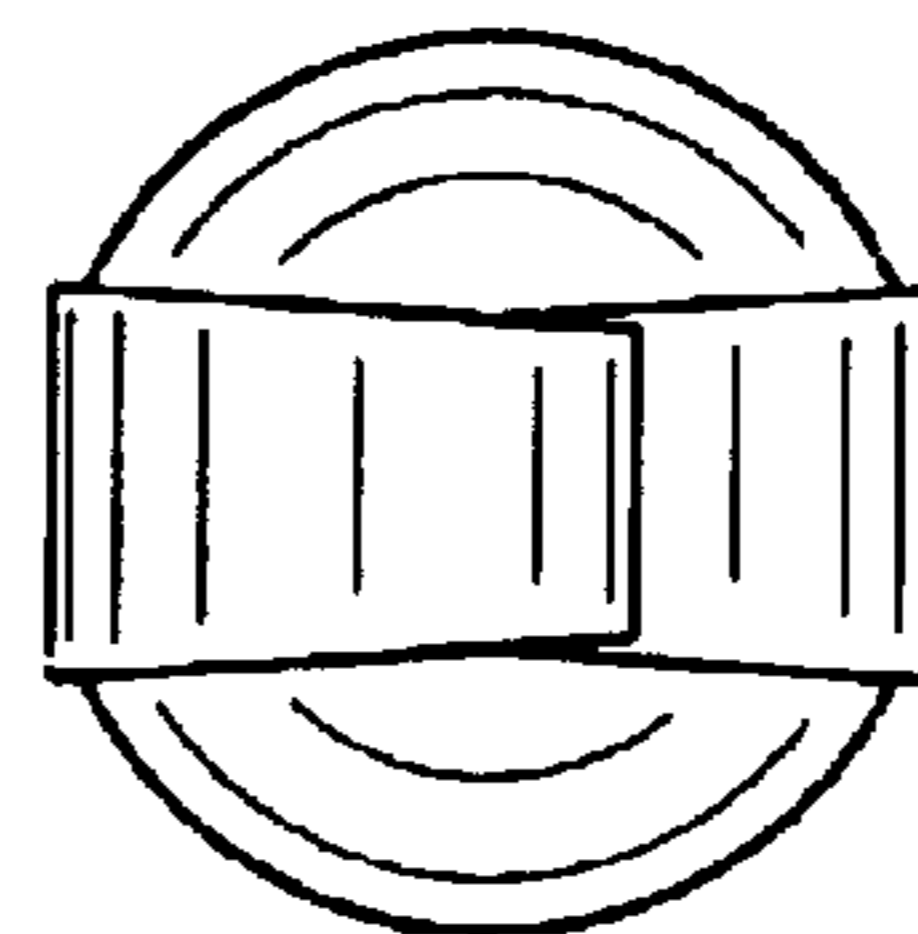


FIG. 6

UNITED STATES PATENT AND TRADEMARK OFFICE  
**CERTIFICATE OF CORRECTION**

PATENT NO. : Des. 514,226 S  
DATED : January 31, 2006  
INVENTOR(S) : Simon Siu Man Nan

Page 1 of 1

It is certified that error appears in the above-identified patent and that said Letters Patent is hereby corrected as shown below:

Title page.

Item [75], Inventor, should read -- **Simon Siu Man Nan** --.

Signed and Sealed this

Twenty-eighth Day of March, 2006

A handwritten signature in black ink on a light gray dotted background. The signature reads "Jon W. Dudas" in a cursive style.

JON W. DUDAS

*Director of the United States Patent and Trademark Office*