



US00D514221S

(12) **United States Design Patent** (10) Patent No.: **US D514,221 S**
Vladika (45) Date of Patent: **** Jan. 31, 2006**

- (54) **FAN COVER**
- (75) Inventor: **Brett Vladika**, Milwaukee, WI (US)
- (73) Assignee: **Broan-NuTone LLC**, Hartford, WI (US)
- (**) Term: **14 Years**
- (21) Appl. No.: **29/202,719**
- (22) Filed: **Apr. 2, 2004**
- (51) **LOC (8) Cl.** **23-04**
- (52) **U.S. Cl.** **D23/412**
- (58) **Field of Classification Search** D23/412,
D23/370, 411, 371, 373, 385; 454/349, 354
See application file for complete search history.

| | | |
|--------------|---------|-----------------------|
| 3,665,838 A | 5/1972 | Shepherd |
| 3,692,977 A | 9/1972 | Duhamel et al. |
| 3,698,833 A | 10/1972 | Cann et al. |
| 3,732,030 A | 5/1973 | Mullings |
| 3,743,439 A | 7/1973 | Cann |
| 3,785,271 A | 1/1974 | Joy |
| 3,788,207 A | 1/1974 | Doherty, II |
| 3,926,537 A | 12/1975 | Piper |
| 3,952,638 A | 4/1976 | Felter et al. |
| 4,073,597 A | 2/1978 | Barnhart et al. |
| 4,115,082 A | 9/1978 | Newell |
| 4,252,547 A | 2/1981 | Johnson |
| 4,319,898 A | 3/1982 | Maierhofer |
| 4,335,647 A | 6/1982 | Timmons |
| 4,336,749 A | 6/1982 | Barnhart et al. |
| 4,385,550 A | 5/1983 | Steiner et al. |
| 4,385,911 A | 5/1983 | Popeil et al. |
| 4,406,216 A | 9/1983 | Hott et al. |
| 4,510,851 A | 4/1985 | Sarnosky et al. |
| 4,867,640 A | 9/1989 | Penlesky et al. |
| D372,775 S * | 8/1996 | Schuler D23/412 |
| 5,879,232 A | 3/1999 | Luter, II et al. |
| 5,918,972 A | 7/1999 | Van Belle |
| 6,488,579 B2 | 12/2002 | Larson et al. |

(56) **References Cited**

U.S. PATENT DOCUMENTS

| | | |
|-------------|---------|---------------|
| 1,532,635 A | 4/1925 | Osbum |
| 2,182,690 A | 12/1939 | Cole |
| 2,278,581 A | 4/1942 | Dexter |
| 2,483,377 A | 9/1949 | Young |
| 2,668,491 A | 2/1954 | Gerlitz |
| 2,673,514 A | 3/1954 | Hanks |
| 2,710,573 A | 6/1955 | Marker |
| 2,800,069 A | 7/1957 | Smith |
| 2,875,678 A | 3/1959 | Shepherd |
| 2,911,900 A | 11/1959 | Rudy |
| 2,963,956 A | 12/1960 | Hill |
| 2,987,258 A | 6/1961 | North |
| 3,002,676 A | 10/1961 | Papsdorf |
| 3,045,579 A | 7/1962 | Jenn et al. |
| 3,064,548 A | 11/1962 | Field |
| 3,068,341 A | 12/1962 | Ortiz et al. |
| 3,101,662 A | 8/1963 | Alldritt |
| 3,211,080 A | 10/1965 | Rader |
| 3,212,425 A | 10/1965 | Hazen et al. |
| 3,326,112 A | 6/1967 | Sadlow et al. |
| 3,332,334 A | 7/1967 | Melzer |
| 3,347,025 A | 10/1967 | Wiley |
| 3,438,180 A | 4/1969 | Klouda |
| 3,572,234 A | 3/1971 | Schoenthaler |
| 3,577,710 A | 5/1971 | Feldman |
| 3,606,593 A | 9/1971 | Steiner |
| 3,636,306 A | 1/1972 | Bumpus |

* cited by examiner

Primary Examiner—Lisa Lichtenstein
(74) *Attorney, Agent, or Firm*—Michael Best & Friedrich LLP


(57) **CLAIM**

The ornamental design for a fan cover, as shown and described.

DESCRIPTION

FIG. 1 is a perspective view of a fan cover constructed in accordance with an embodiment of the present invention; FIG. 2 is a top view of the fan cover shown in FIG. 1; FIG. 3 is a front view of the fan cover shown in FIGS. 1 and 2 the rear being a mirror image of that shown; and, FIG. 4 is a side view of the fan cover shown in FIGS. 1–3 the opposite side being a mirror image of that shown. The broken line showing of environmental structure is for illustrative purposes only and forms no part of the claimed design.

1 Claim, 2 Drawing Sheets






FIG. 1




FIG. 4




FIG. 2



FIG. 3