



US00D514213S

(12) **United States Design Patent**
Harbutt et al.

(10) **Patent No.: US D514,213 S**
(45) **Date of Patent: ** Jan. 31, 2006**

(54) **AIR FRESHENER DEVICE**

D356,371 S * 3/1995 El-Assir D23/367
D359,350 S * 6/1995 El-Assir D23/367

(75) Inventors: **Richard Paul Harbutt**, Windsor (GB);
Thomas Edward Herman, 71 Cadahar Rd., London (GB), SW11 2QA

* cited by examiner

(73) Assignee: **Thomas Edward Herman**, Slough (GB)

Primary Examiner—Antoine Duval Davis

Assistant Examiner—Sandra Snapp

(**) Term: **14 Years**

(74) *Attorney, Agent, or Firm*—Norris McLaughlin & Marcus, PA

(21) Appl. No.: **29/209,260**

(57) **CLAIM**

(22) Filed: **Jul. 13, 2004**

The ornamental design for an air freshener device, as shown and described.

(30) **Foreign Application Priority Data**

DESCRIPTION

Jan. 15, 2004 (EM) 125042

(51) **LOC (8) Cl.** **23-04**

(52) **U.S. Cl.** **D23/366**

(58) **Field of Classification Search** D23/356–369;
392/390, 392, 394; 239/135, 136, 58; 261/DIG. 17,
261/DIG. 65

FIG. 1 is a perspective view of an air freshener device;

FIG. 2 is an elevation view of the front thereof;

FIG. 3 is an elevation view of the back thereof;

FIG. 4 is a plan view of a side thereof;

FIG. 5 is a plan view of the top thereof; and,

FIG. 6 is a plan view of the bottom thereof.

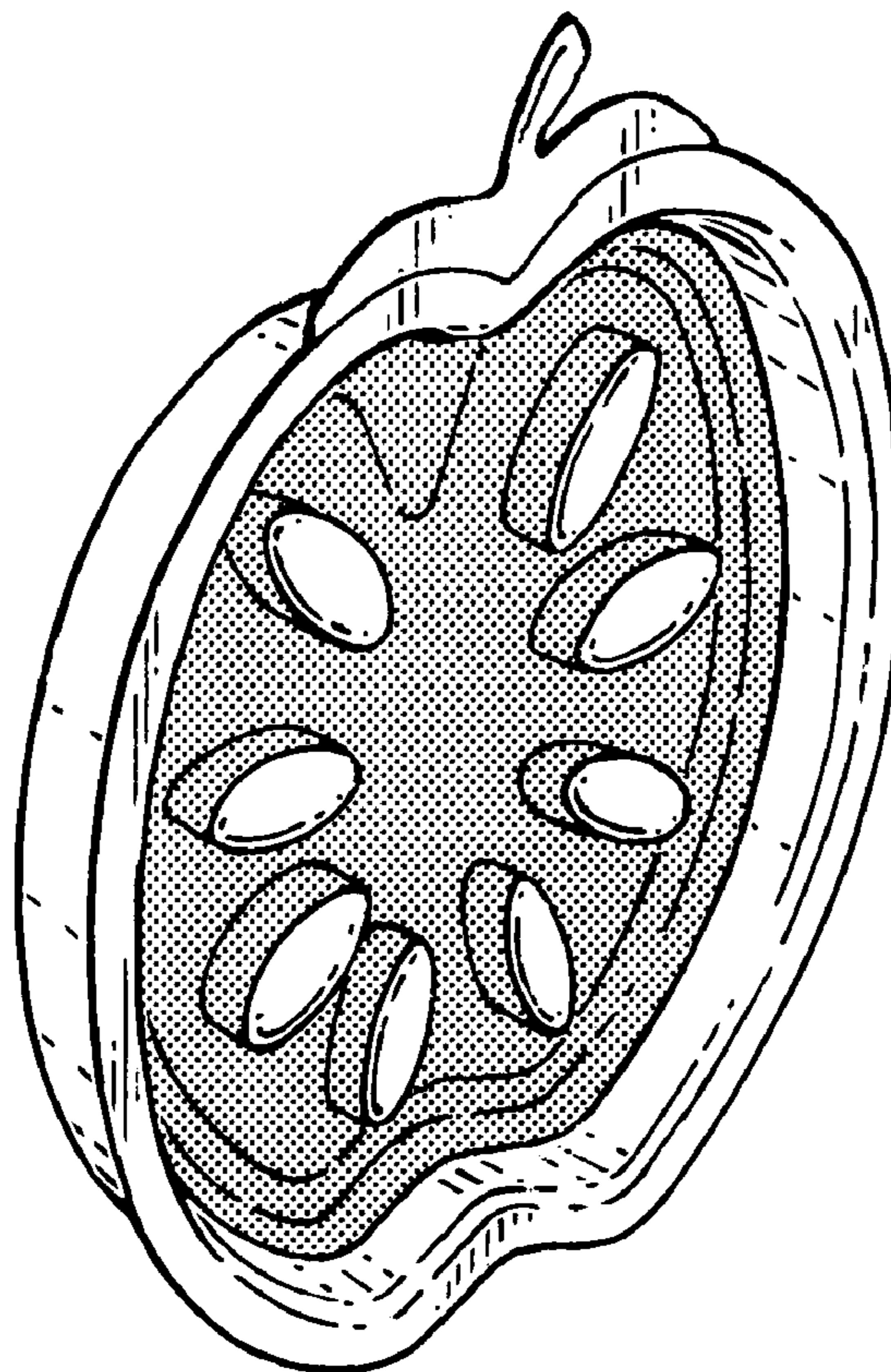
See application file for complete search history.

(56) **References Cited**

U.S. PATENT DOCUMENTS

4,283,011 A * 8/1981 Spector 239/36

1 Claim, 1 Drawing Sheet



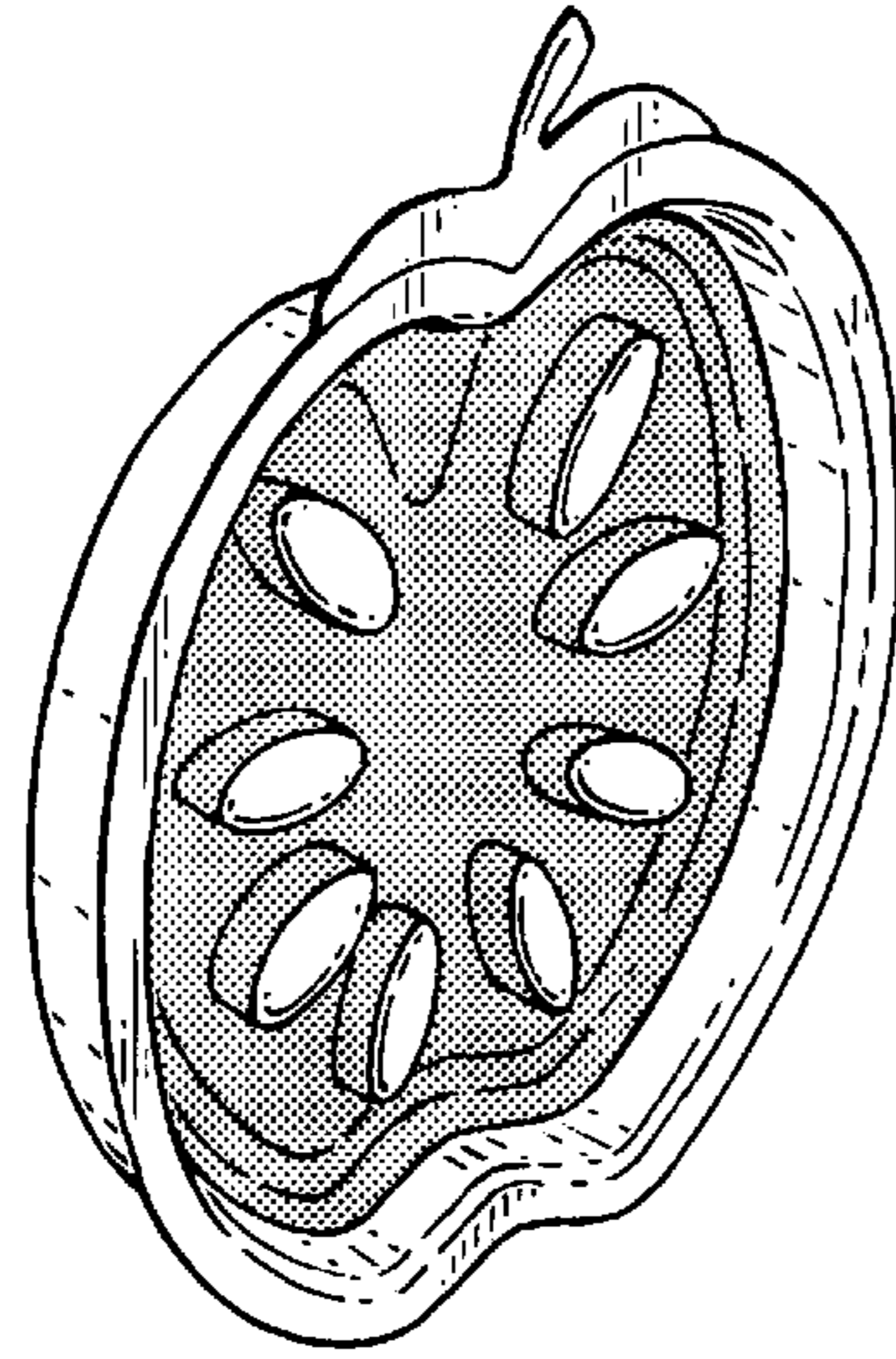


Fig. 1.

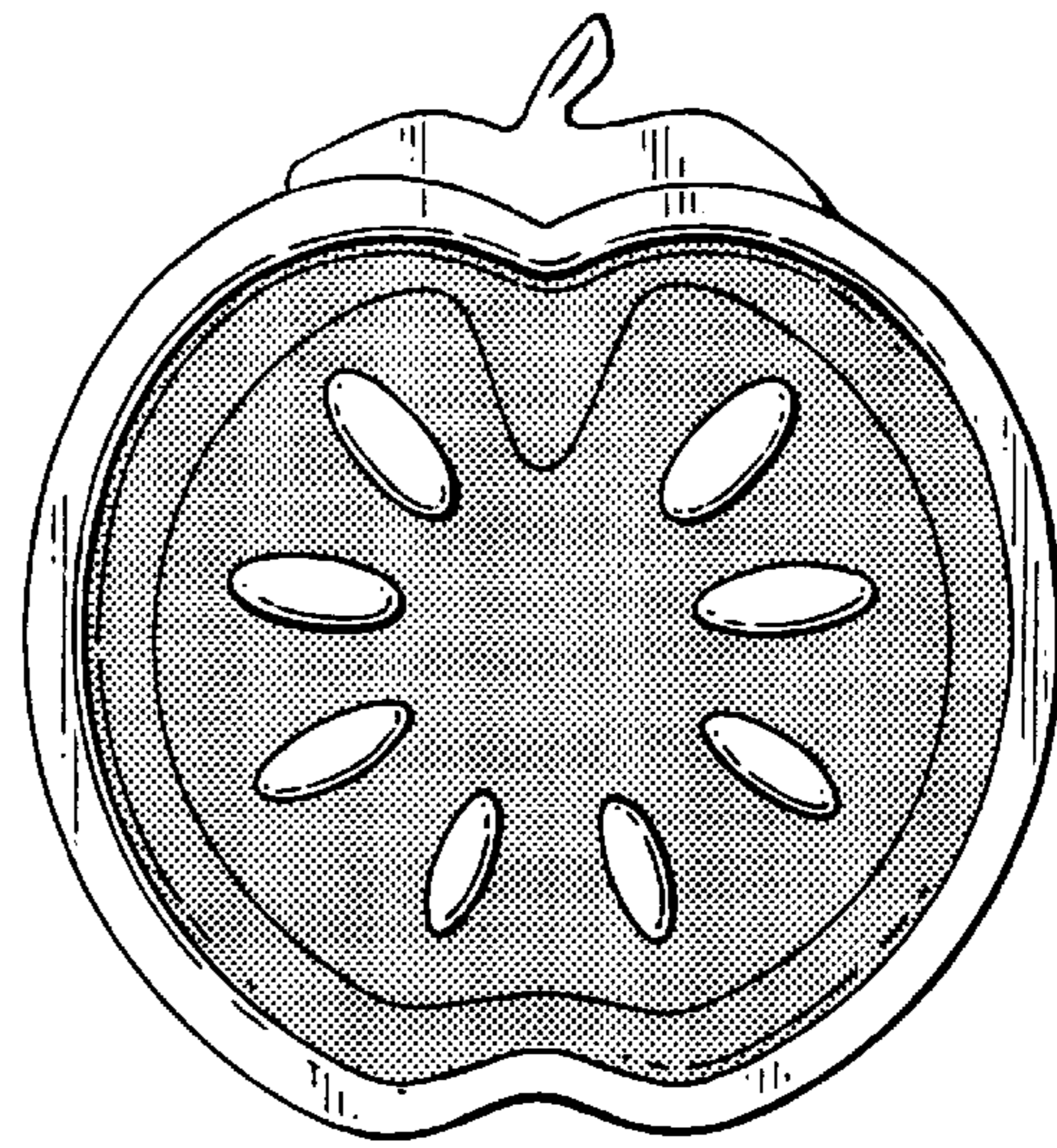


Fig. 2.




Fig. 3.



Fig. 4.



Fig. 5.



Fig. 6.