



US00D514212S

(12) **United States Design Patent**
Harbutt et al.

(10) **Patent No.:** **US D514,212 S**
(45) **Date of Patent:** **** Jan. 31, 2006**

(54) **AIR FRESHENER DEVICE**

(75) **Inventors:** **Richard Paul Harbutt**, Impactt, 65
Victoria St, Windsor, SL4 1EH (GB);
Thomas Edward Herman, 71
Candahar Rd., London, SW11 2QA
(GB)

(73) **Assignees:** **Richard Paul Harbutt**, Slough (GB);
Thomas Edward Herman, Slough
(GB)

(**) **Term:** **14 Years**

(21) **Appl. No.:** **29/209,227**

(22) **Filed:** **Jul. 13, 2004**

(30) **Foreign Application Priority Data**

Jan. 15, 2004 (EM) 125042

(51) **LOC (8) Cl.** **23-04**

(52) **U.S. Cl.** **D23/366**

(58) **Field of Classification Search** D23/356-369;
392/390, 392, 394; 239/135, 136, 58; 261/DIG. 17,
261/DIG. 65

See application file for complete search history.

(56) **References Cited**

U.S. PATENT DOCUMENTS

4,283,011 A * 8/1981 Spector 239/36
D356,371 S * 3/1995 El-Assir D23/367
D359,350 S * 6/1995 El-Assir D23/367

* cited by examiner

Primary Examiner—Antoine D. Davis

Assistant Examiner—Sandra Snapp

(74) *Attorney, Agent, or Firm*—Norris McLaughlin &
Marcus, P.A.

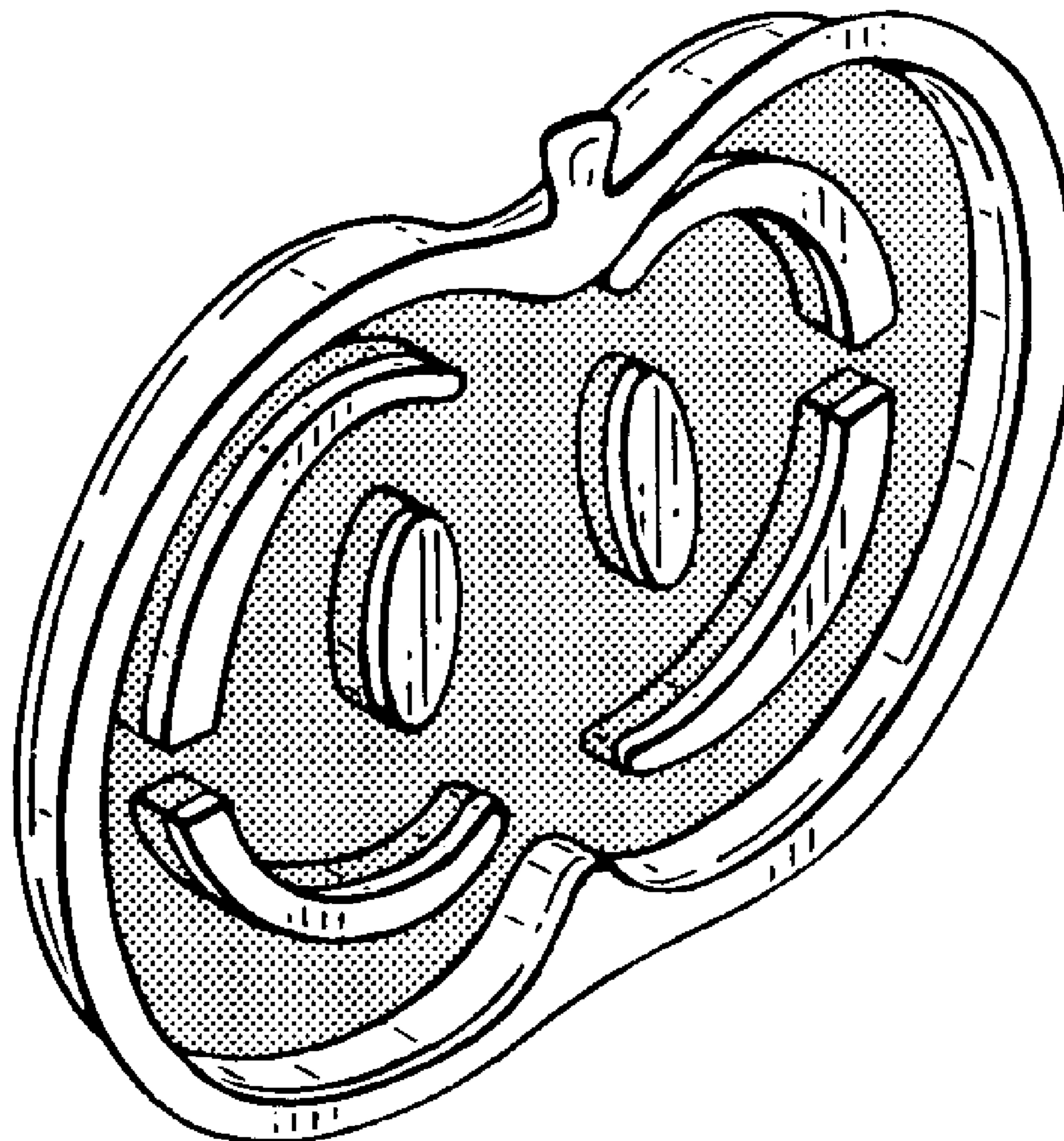
(57) **CLAIM**

The ornamental design for an air freshener device, as shown
and described.

DESCRIPTION

FIG. 1 is a perspective view of an air freshener device;
FIG. 2 is an elevation view of the front thereof;
FIG. 3 is an elevation view of the back thereof;
FIG. 4 is a plan view of a side thereof;
FIG. 5 is a plan view of the top thereof; and,
FIG. 6 is a plan view of the bottom thereof.

1 Claim, 1 Drawing Sheet



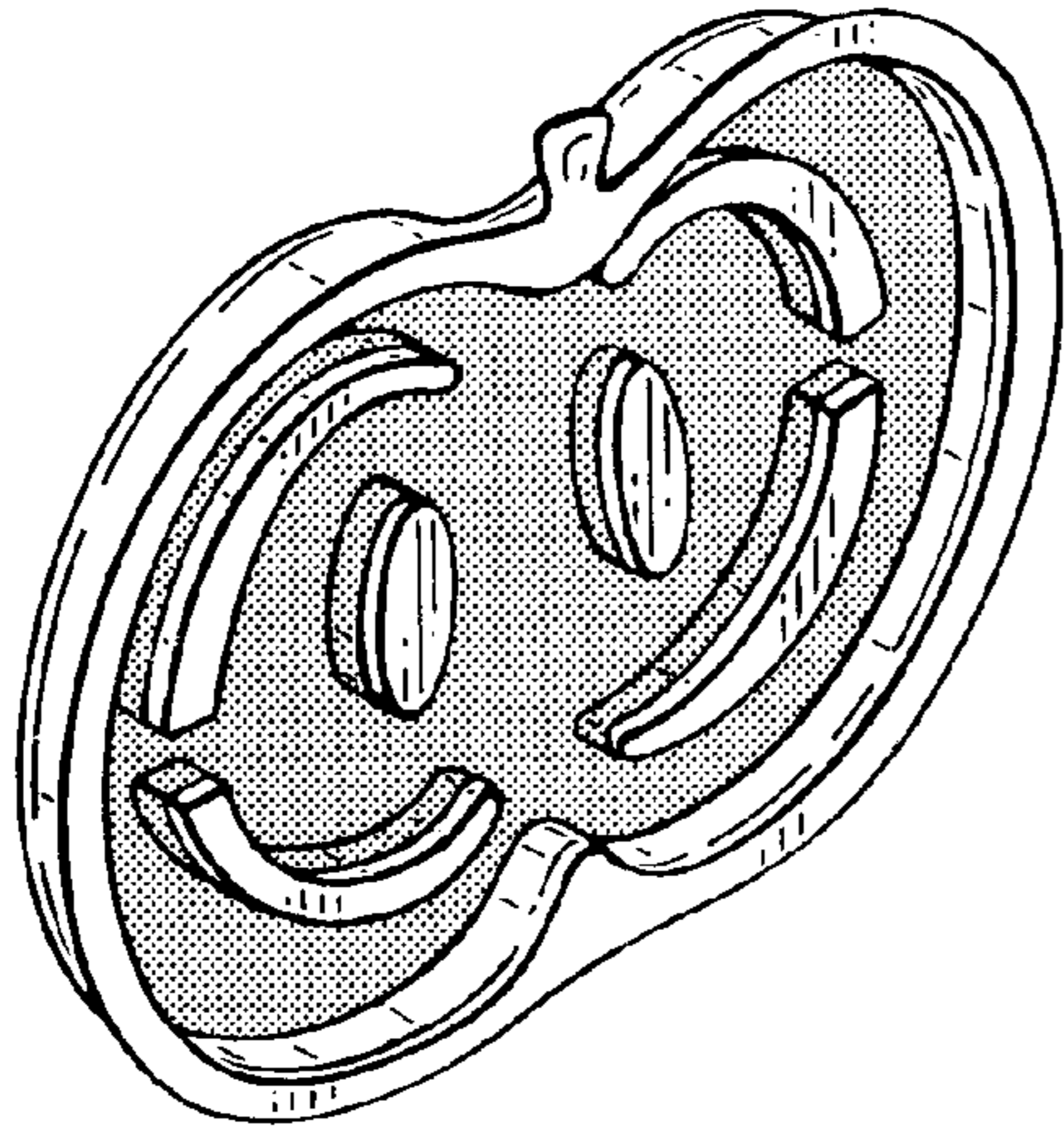


Fig. 1.

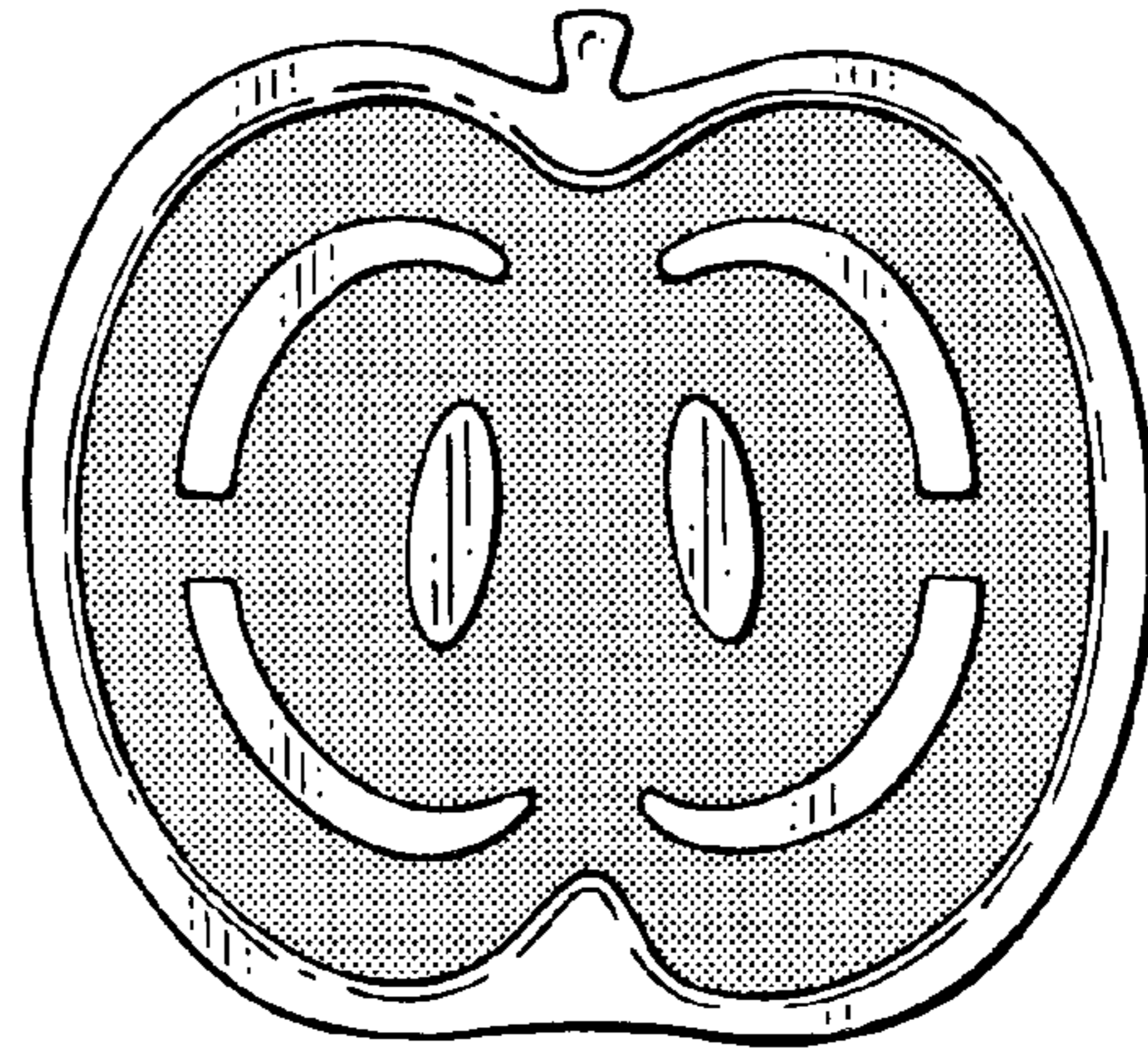


Fig. 2.




Fig. 3.

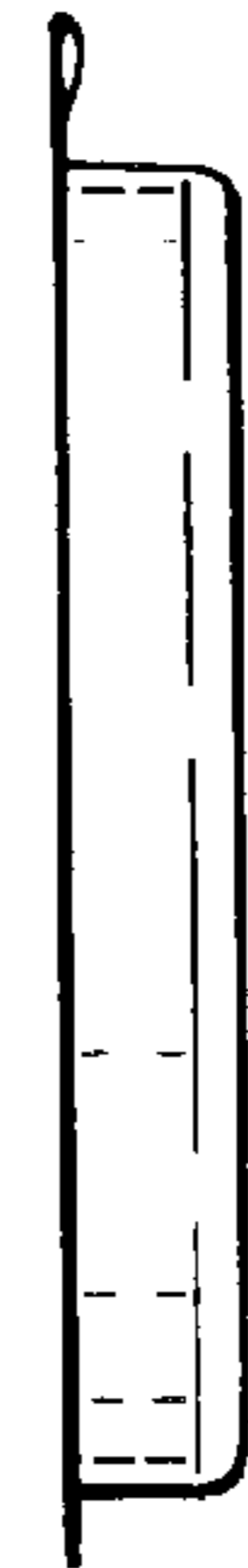


Fig. 4.



Fig. 5.



Fig. 6.