



US00D514201S

(12) **United States Design Patent** (10) **Patent No.:** **US D514,201 S**
Kulig (45) **Date of Patent:** **** Jan. 31, 2006**

(54) **FAUCET**

(75) **Inventor:** **Zbigniew Kulig, Milwaukee, WI (US)**

(73) **Assignee:** **Graff Faucets, Milwaukee, WI (US)**

(**) **Term:** **14 Years**

(21) **Appl. No.:** **29/200,366**

(22) **Filed:** **Feb. 26, 2004**

(51) **LOC (8) Cl.** **23-01**

(52) **U.S. Cl.** **D23/242; D23/241**

(58) **Field of Classification Search** **D23/238-257;**
4/675-678; 137/801

See application file for complete search history.

(56) **References Cited**

U.S. PATENT DOCUMENTS

753,974 A	3/1904	Glauber	
D349,326 S	8/1994	Bollenbacher	
D461,531 S	8/2002	Ouyoung	
D461,532 S	* 8/2002	Ouyoung D23/242
D464,710 S	10/2002	Lord	
D465,010 S	10/2002	Lord	
D466,981 S	* 12/2002	Cosolito et al. D23/242
D469,854 S	* 2/2003	Ouyoung D23/242
D471,256 S	* 3/2003	Friedrich D23/242
D472,607 S	* 4/2003	Warshawsky et al. D23/238
D472,608 S	* 4/2003	Shieh D23/241
D477,052 S	7/2003	Kollmann et al.	
D478,153 S	* 8/2003	Friedrich D23/242
D489,795 S	* 5/2004	Kulig et al. D23/238

OTHER PUBLICATIONS

Kulig, Zbigniew, U.S. Appl. No. 29/200,362, filed Feb. 26, 2004.*

Kulig, Zbigniew, U.S. Appl. No. 29/210,960, filed Aug. 9, 2004.*

Kulig, Zbigniew, U.S. Appl. No. 29/200,374, filed Feb. 26, 2004.*

Kulig, Zbigniew, U.S. Appl. No. 29/200,372, filed Feb. 26, 2004.*

Kulig, Zbigniew, U.S. Appl. No. 29/200,370, filed Feb. 26, 2004.*

Kulig, Zbigniew et. al., U.S. Appl. No. 292/00,367, filed Feb. 26, 2004.*

Kulig, Zbigniew et. al., U.S. Appl. No. 29/200,363, filed Feb. 26, 2004.*

Kulig, Zbigniew et. al., U.S. Appl. No. 29/200,364, filed Feb. 26, 2004.*

Kulig, Zbigniew et. al., U.S. Appl. No. 29/200,375, filed Feb. 26, 2004.*

Kulig, Zbigniew et. al., U.S. Appl. No. 29/200,361, filed Feb. 26, 2004.*

Kulig, Zbigniew et. al., U.S. Appl. No. 29/200,369, filed Feb. 26, 2004.*

Kulig, Zbigniew et. al., U.S. Appl. No. 29/200,368, filed Feb. 26, 2004.*

Kulig, Zbigniew, U.S. Appl. No. 29/200,371, filed Feb. 26, 2004.*

(Continued)

Primary Examiner—Louis S. Zarfes

Assistant Examiner—Gregory Andoll

(74) *Attorney, Agent, or Firm*—Boyle Fredrickson Newholm Stein & Gratz S.C.

(57) **CLAIM**

The ornamental design for a faucet, as shown and described.

DESCRIPTION

FIG. 1 is a perspective view of a faucet incorporating my new design, viewed from in front of, above, and from the left side of the faucet;

FIG. 2 is a front elevation view thereof;

FIG. 3 is a rear elevation view thereof;


FIG. 4 is a top plan view thereof;

FIG. 5 is a bottom plan view thereof; and,

FIG. 6 is a right-side elevation view thereof, with the left side being a mirror image of the right side.

The broken lines in FIG. 5 are for illustrative purposes only and form no part of the claimed design.

1 Claim, 6 Drawing Sheets



OTHER PUBLICATIONS

Kulig, Zbigniew et. al., U.S. Appl. No. 29/200,373, filed Feb. 26, 2004.*

Kulig, Zbigniew, U.S. Appl. No. 29/200,365, filed Feb. 26, 2004.*

Kulig, Zbigniew, U.S. Appl. No. 29/200,423, filed Feb. 26, 2004.*

Kulig, Zbigniew et. al., U.S. Appl. No. 29/203,608, filed Apr. 16, 2004.*

Kulig, Zbigniew et al., U.S. Appl. No. 29/203,606, filed Apr. 16, 2004.*

Kulig, Zbigniew, U.S. Appl. No. 29/206,908, filed Jun. 4, 2004.*

Kulig, Zbigniew, U.S. Appl. No. 29/211,662, filed Aug. 19, 2004.*

Kulig, Zbigniew, U.S. Appl. No. 29/220,253, filed Dec. 28, 2004.*

Kulig, Zbigniew, U.S. Appl. No. 29/220,262, filed Dec. 28, 2004.*

Kulig, Zbigniew, U.S. Appl. No. 29/220,263, filed Dec. 28, 2004.*

Kulig, Zbigniew, U.S. Appl. No. 29/220,235, filed Dec. 28, 2004.*

Kulig, Zbigniew, U.S. Appl. No. 29/220,197, filed Dec. 28, 2004.*

Kulig, Zbigniew, U.S. Appl. No. 29/220,238, filed Dec. 28, 2004.*

Kulig, Zbigniew, U.S. Appl. No. 29/220,248, filed Dec. 28, 2004.*

Kulig, Zbigniew, U.S. Appl. No. 29/220,239, filed Dec. 28, 2004.*

Blanco America, *Kitchen Faucets*, http://www.blancoamerica.com/kitchen_faucets.html (pp. 1-6) (Apr. 16, 2004).

* cited by examiner

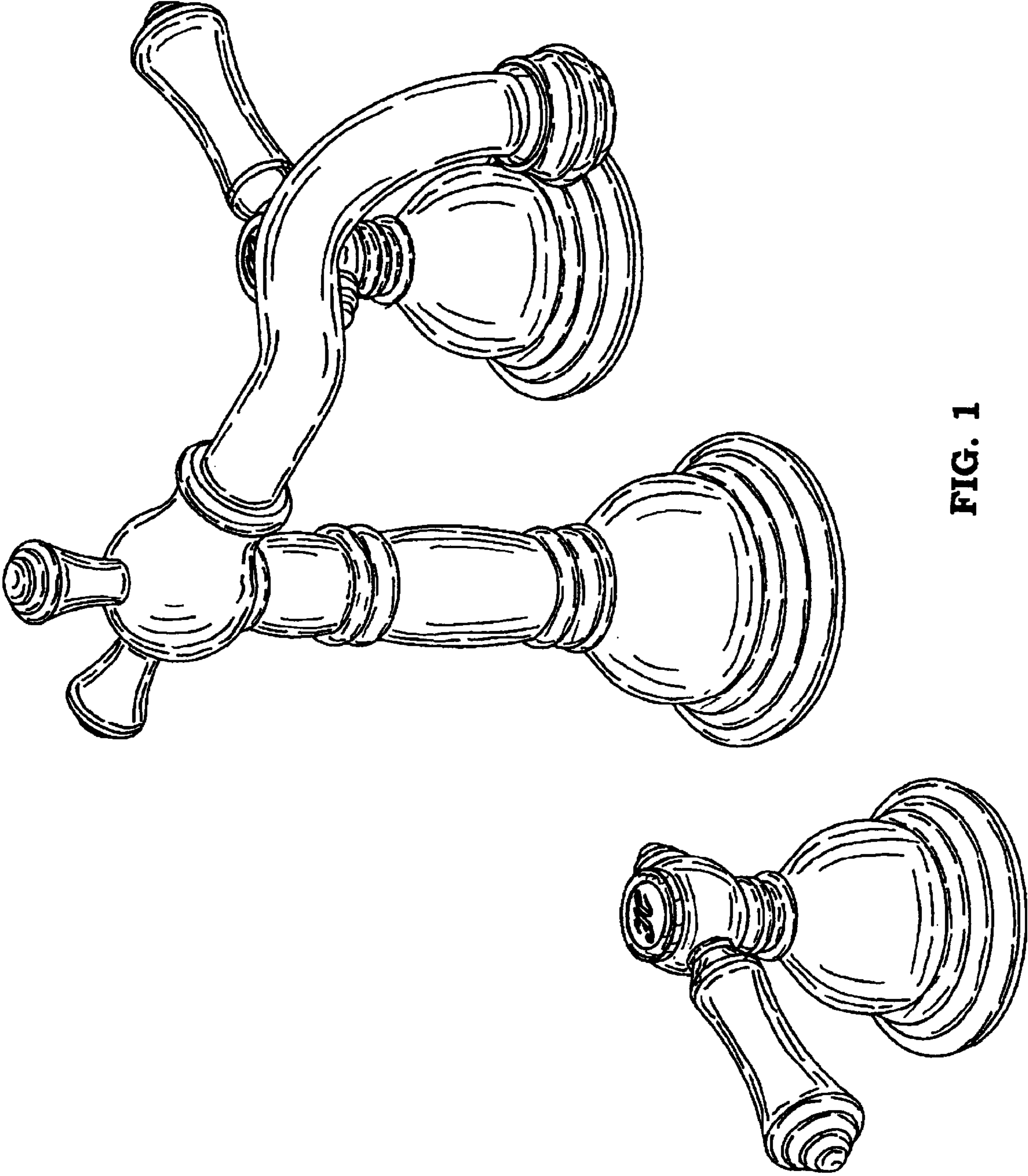


FIG. 1




FIG. 2




FIG. 3

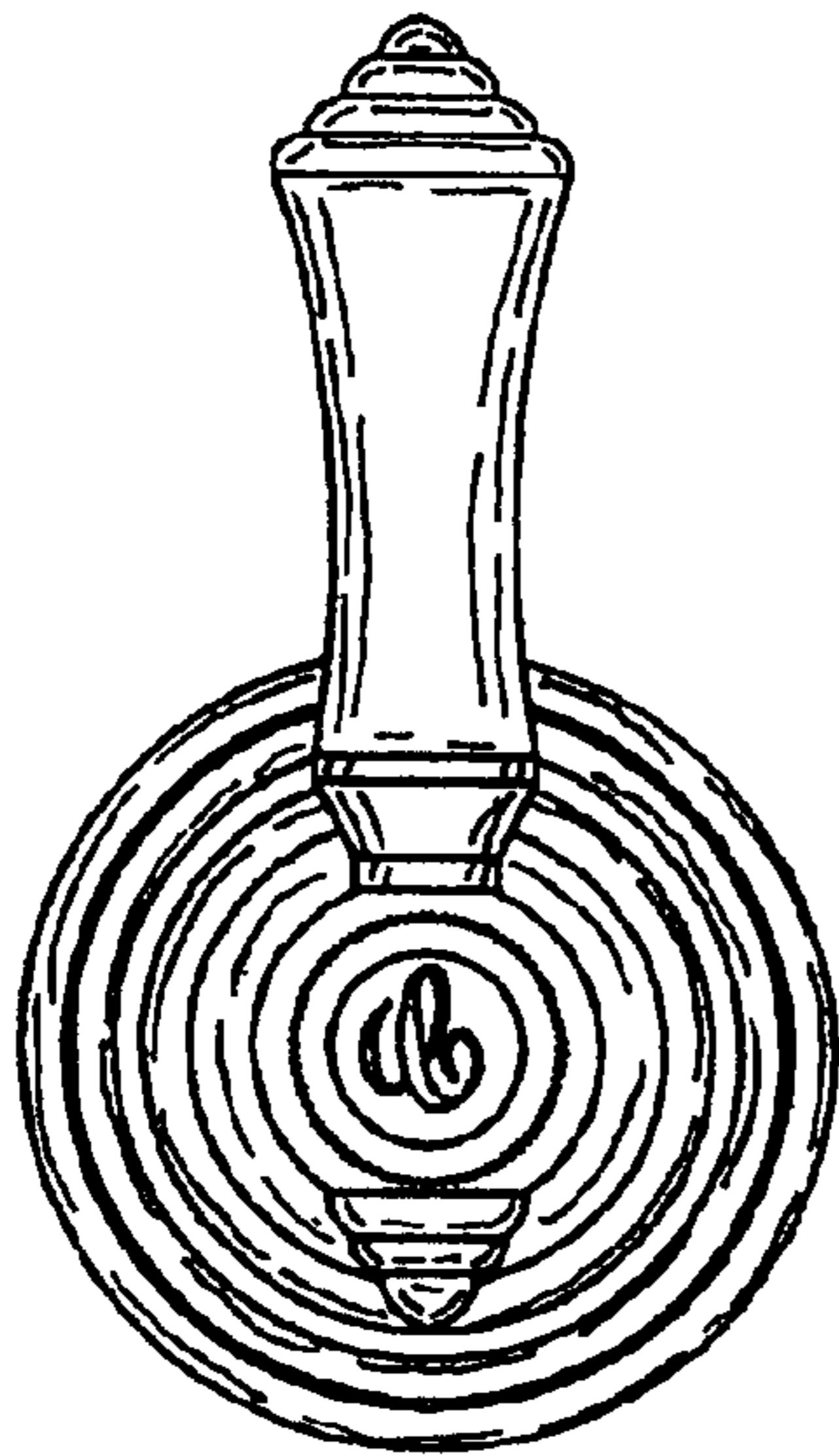

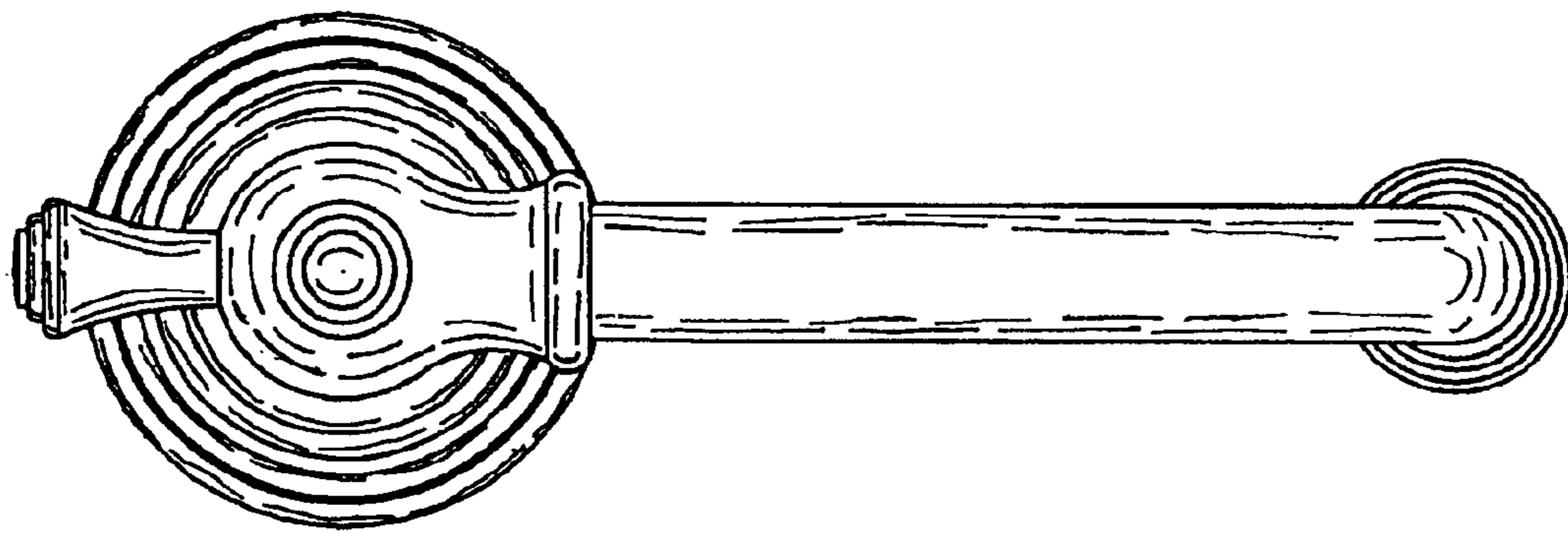


FIG. 4



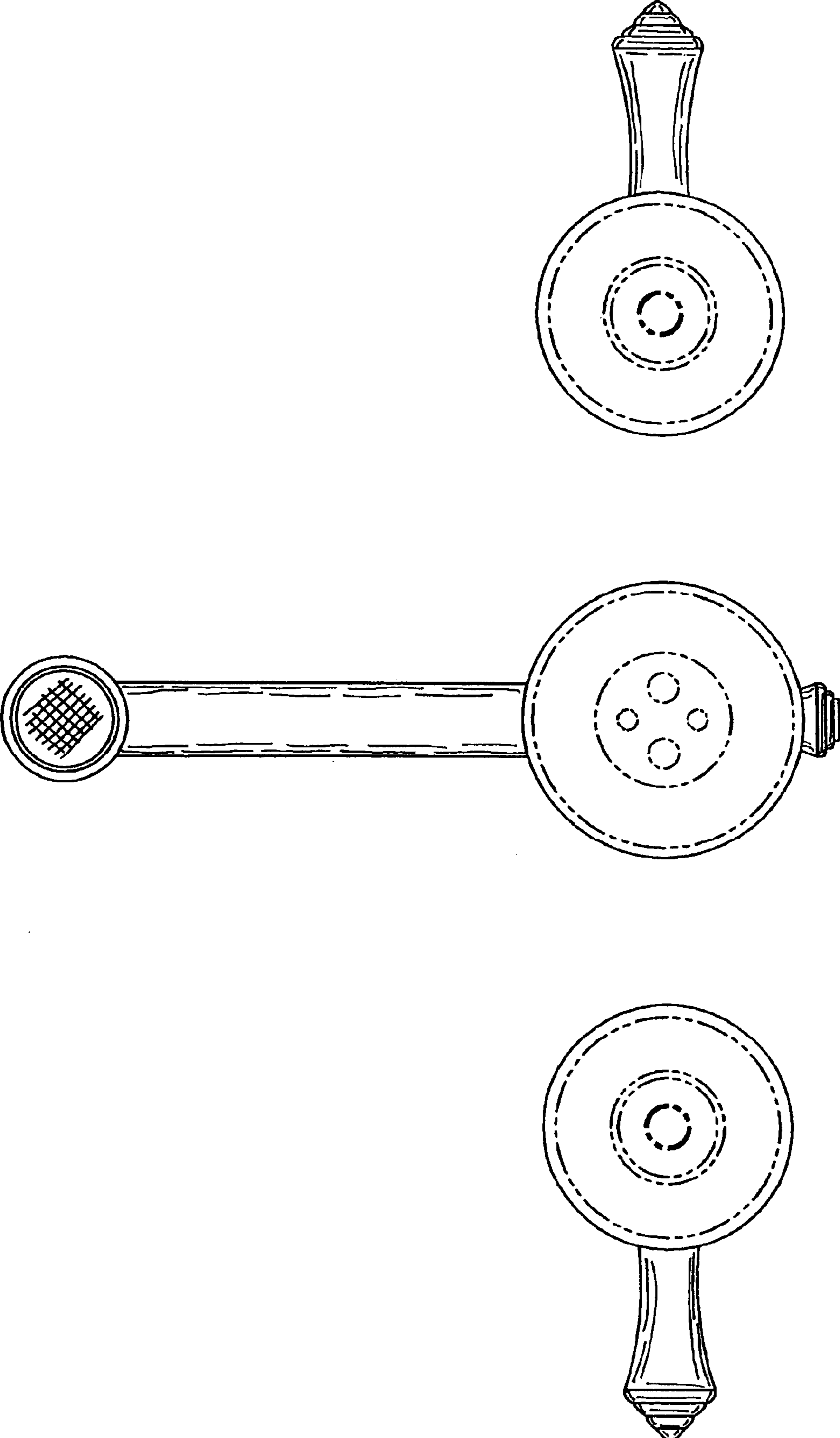


FIG. 5




FIG. 6