



US00D514162S

(12) **United States Design Patent**
Hung

(10) **Patent No.:** **US D514,162 S**

(45) **Date of Patent:** **** Jan. 31, 2006**

(54) **MARKER**

(75) **Inventor:** **Peter M. H. Hung**, Kowloon (HK)

(73) **Assignee:** **Fulon Development Limited**, Kowloon (HK)

(**) **Term:** **14 Years**

(21) **Appl. No.:** **29/221,943**

(22) **Filed:** **Jan. 25, 2005**

(51) **LOC (8) Cl.** **19-06**

(52) **U.S. Cl.** **D19/43; D19/48; D19/57**

(58) **Field of Classification Search** D19/35,
D19/36, 41, 51, 53, 54-58, 66, 81-85; 401/67,
401/88, 98, 99, 196, 198, 202, 213, 243-247,
401/261, 262; D28/76

See application file for complete search history.

(56) **References Cited**

U.S. PATENT DOCUMENTS

D147,107 S * 7/1947 Breitenstein D19/48
D159,978 S * 9/1950 Green et al. D19/43

D311,550 S * 10/1990 Yazaki D19/48
D337,786 S * 7/1993 Melnick D19/48
D398,935 S * 9/1998 Chevalier D19/58
D403,469 S * 12/1998 Driscoll D28/76
D442,992 S * 5/2001 Chevalier D19/48
D452,529 S * 12/2001 Tsuchida D19/66

* cited by examiner

Primary Examiner—Martie K. Holtje

(74) *Attorney, Agent, or Firm*—Rabin & Berdo, P.C.

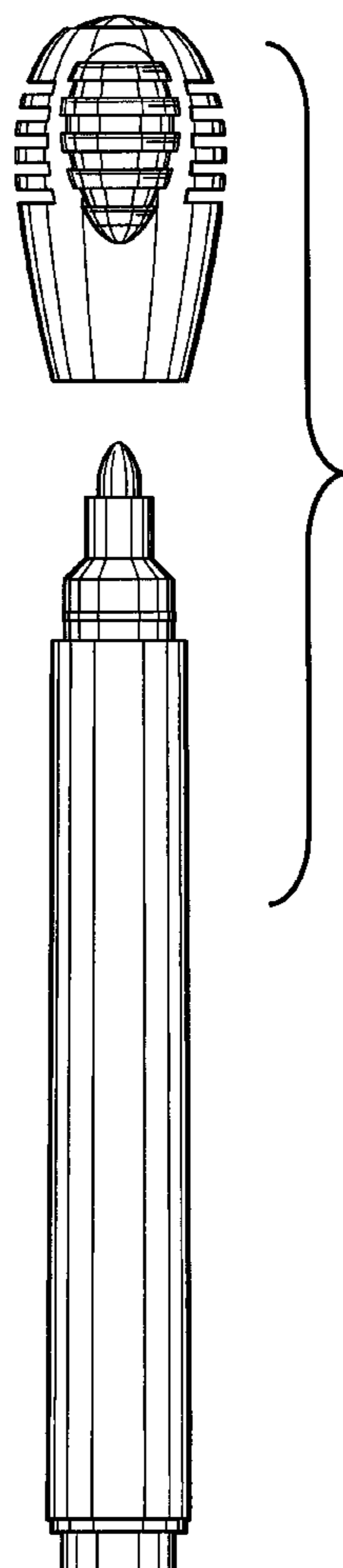
(57) **CLAIM**

The ornamental design for a marker, as shown and described.

DESCRIPTION

FIG. 1 is a front view of a marker showing my new design;
FIG. 2 is a left side view thereof;
FIG. 3 is a right side view thereof;
FIG. 4 is a rear view thereof;
FIG. 5 is a top end view thereof;
FIG. 6 is a bottom end view thereof; and,
FIG. 7 is a front view with cap separated.

1 Claim, 2 Drawing Sheets



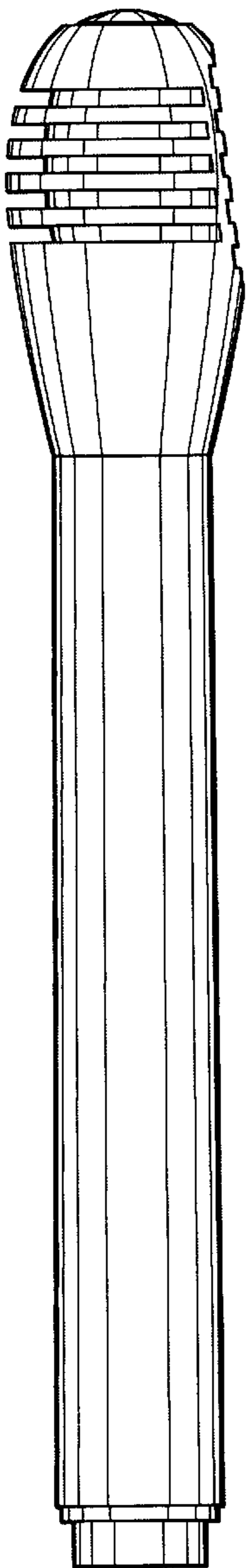


FIG. 2

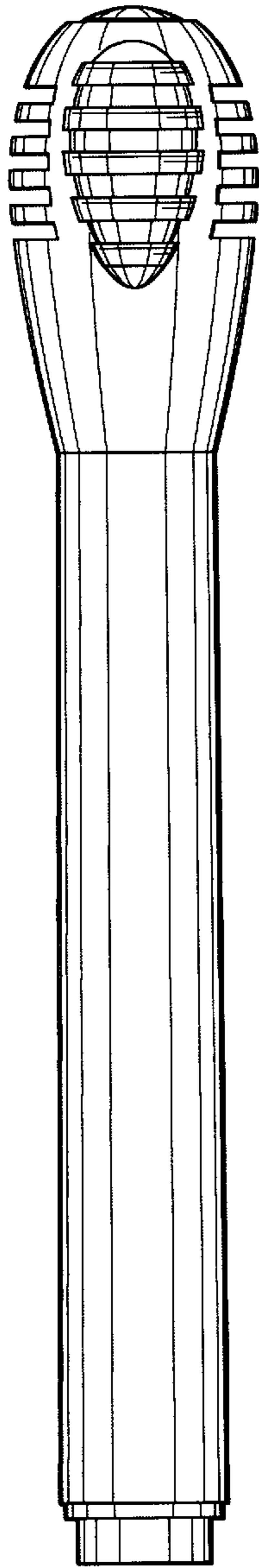


FIG. 1

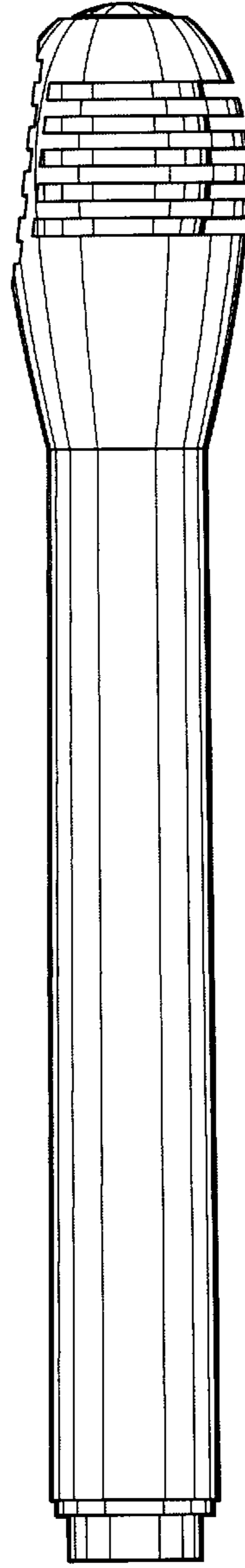


FIG. 3

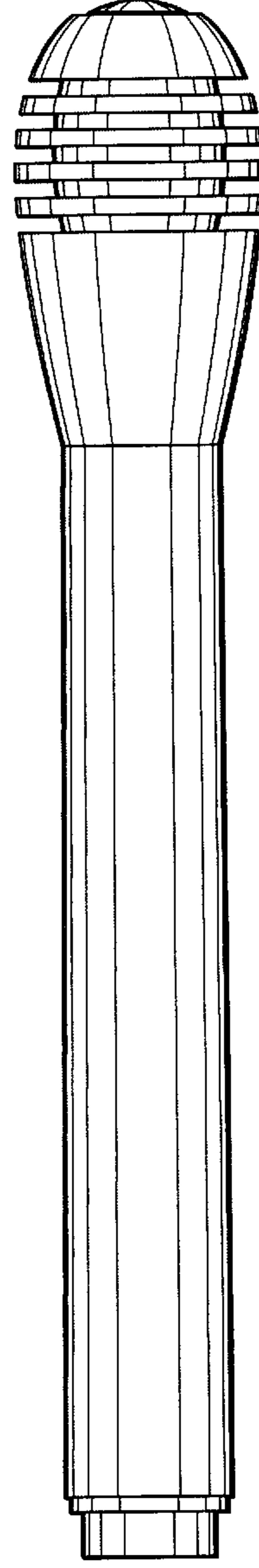


FIG. 4

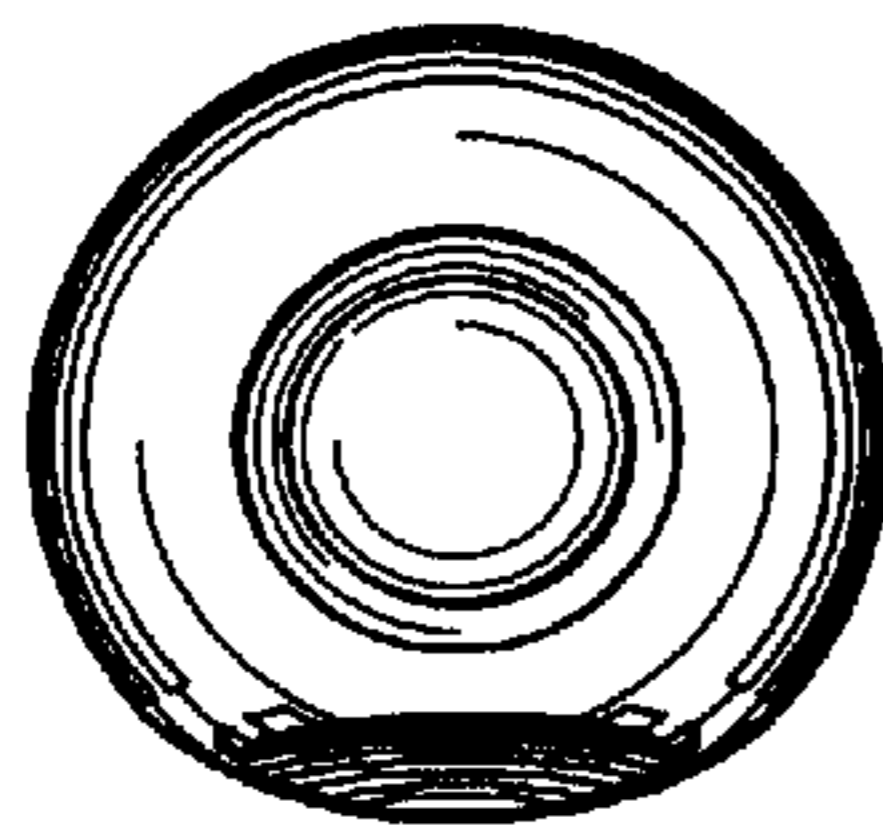


FIG. 5

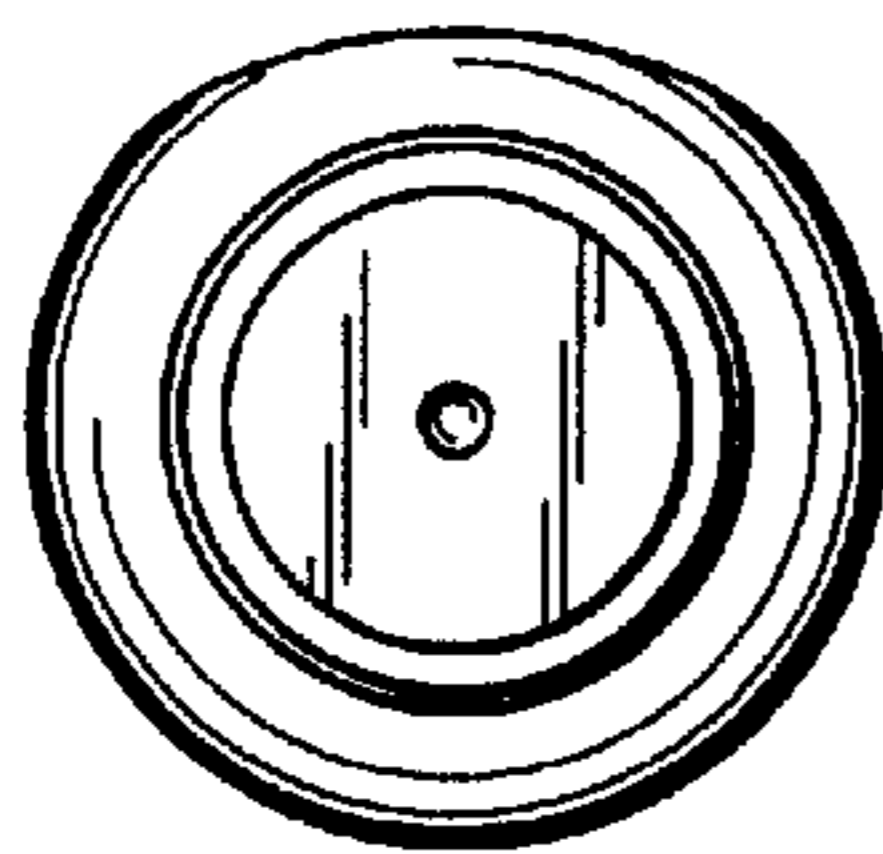


FIG. 6

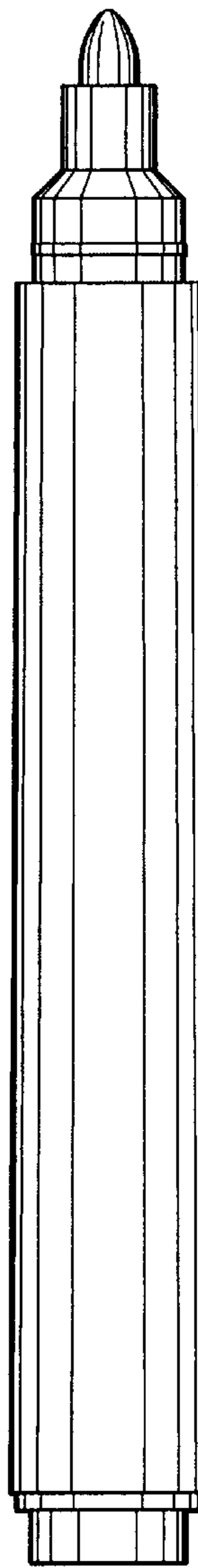
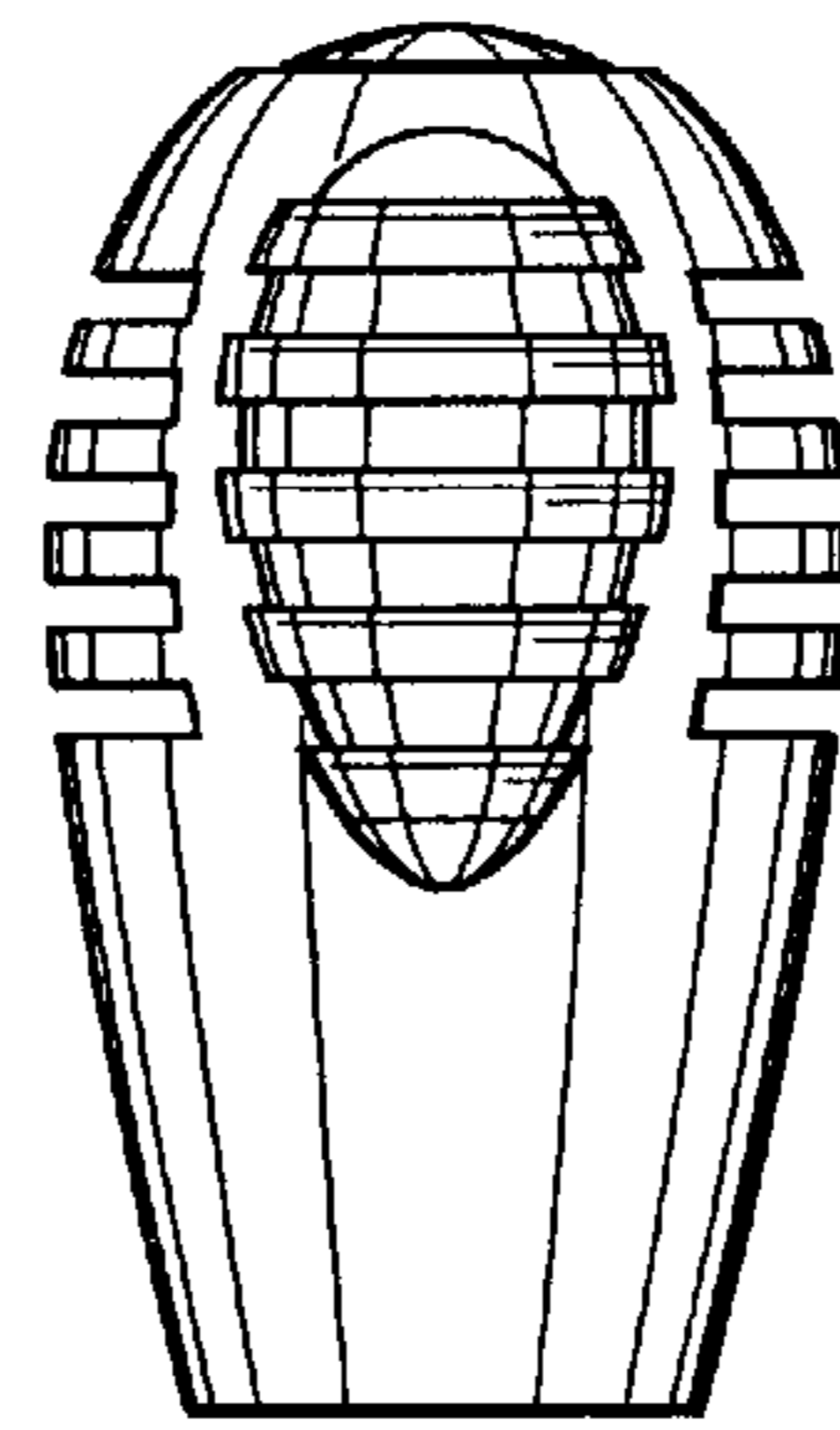


FIG. 7