



US00D514152S

(12) **United States Design Patent** (10) **Patent No.:** **US D514,152 S**  
**Lee** (45) **Date of Patent:** **\*\* Jan. 31, 2006**

(54) **LIQUID CONTAINER FOR CALCULATOR**

(76) **Inventor:** **Vincent K. Lee**, 4F No. 48, Lane 10,  
Chi Fu Rd., Taipei 114 (TW)

(\*\*) **Term:** **14 Years**

(21) **Appl. No.:** **29/207,706**

(22) **Filed:** **Jun. 18, 2004**

(51) **LOC (8) Cl.** ..... **18-01**

(52) **U.S. Cl.** ..... **D18/6; D18/7; 273/457;**  
**446/267; 708/100**

(58) **Field of Classification Search** ..... D18/1,  
D18/6, 7, 11, 12, 12.3; D11/131; D14/341-346,  
D14/371, 391-399, 402; D21/512; 40/426;  
206/77.1; 235/61 R-59 TP, 60.22; 273/457-459,  
273/340; 345/163; 428/68; 446/267; 708/100,  
708/105, 130

See application file for complete search history.

(56) **References Cited**

**U.S. PATENT DOCUMENTS**

D337,602 S \* 7/1993 Chen ..... D18/7  
D337,603 S \* 7/1993 Chen ..... D18/7  
6,380,926 B1 \* 4/2002 Ho ..... 345/163  
6,697,051 B2 \* 2/2004 Lee ..... 345/163

D501,207 S \* 1/2005 Ohta et al. .... D14/346  
D501,869 S \* 2/2005 Hsu ..... D18/7  
D501,870 S \* 2/2005 Hsu ..... D18/7  
6,886,022 B2 \* 4/2005 Lee ..... 708/100  
2004/0084845 A1 \* 5/2004 Lee ..... 273/340

\* cited by examiner

*Primary Examiner*—Caron D. Veynar

(74) *Attorney, Agent, or Firm*—Bacon & Thomas PLLC

(57) **CLAIM**

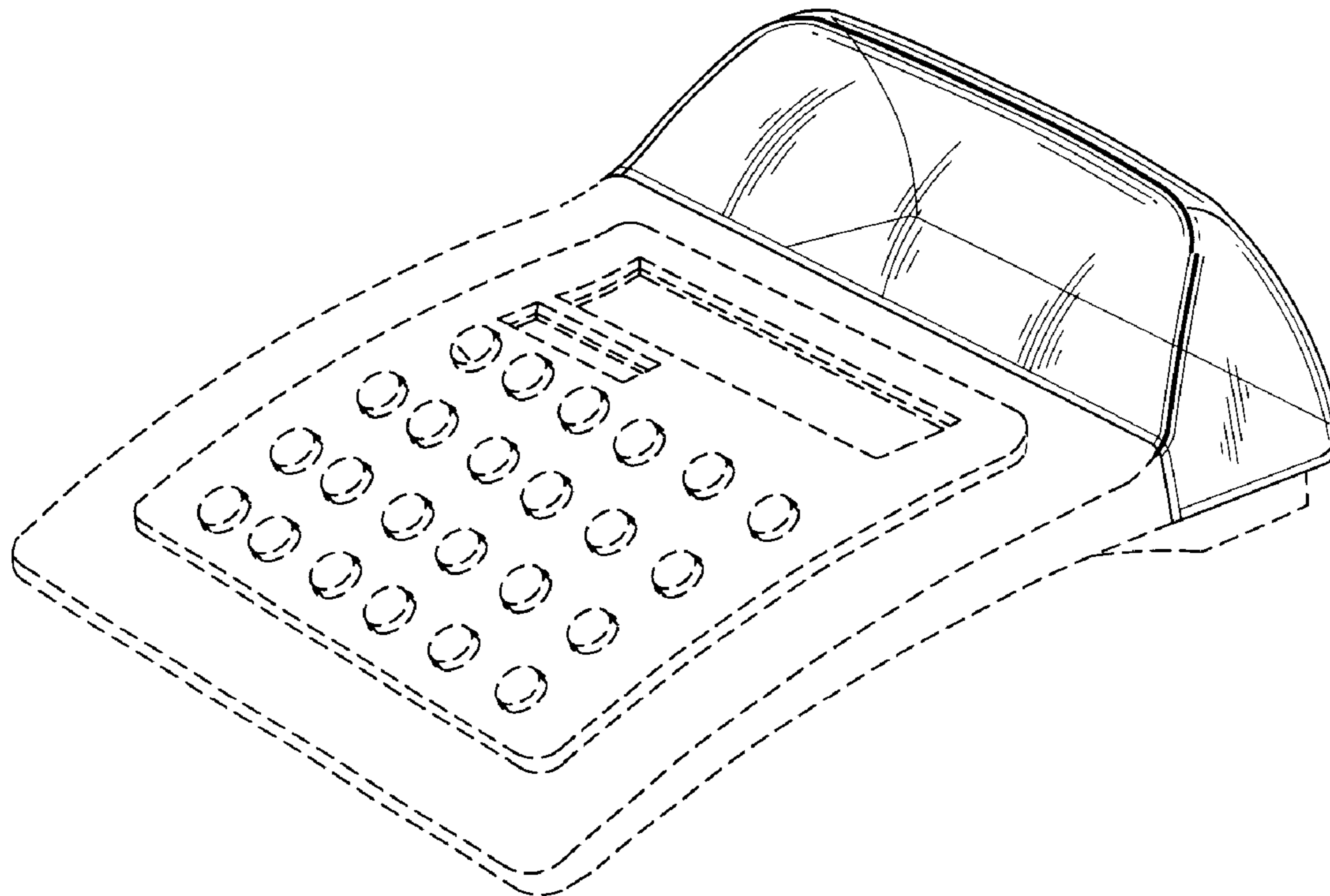
The ornamental design for a liquid container for calculator,  
as shown and described.

**DESCRIPTION**

FIG. 1 is a perspective view of a liquid container for  
calculator in accordance with my design;  
FIG. 2 is a right side elevation view, the left side elevation  
view being a mirror image thereof;  
FIG. 3 is a front elevation view thereof;  
FIG. 4 is a rear elevation view thereof;  
FIG. 5 is a top view thereof; and,  
FIG. 6 is a bottom view thereof.

The broken lines are for illustrative purposes only and form  
no part of the claimed design.

**1 Claim, 3 Drawing Sheets**



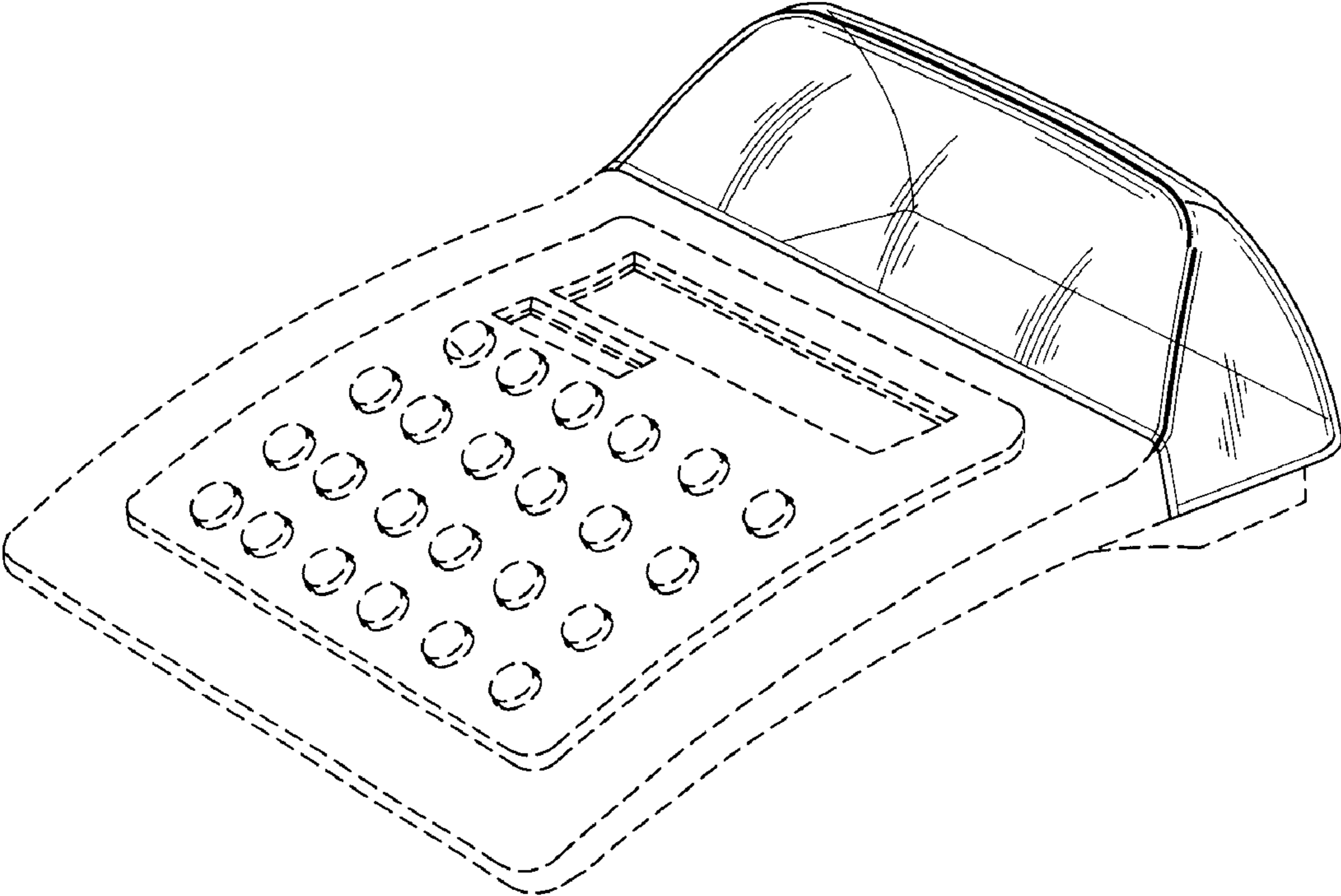


FIG. 1

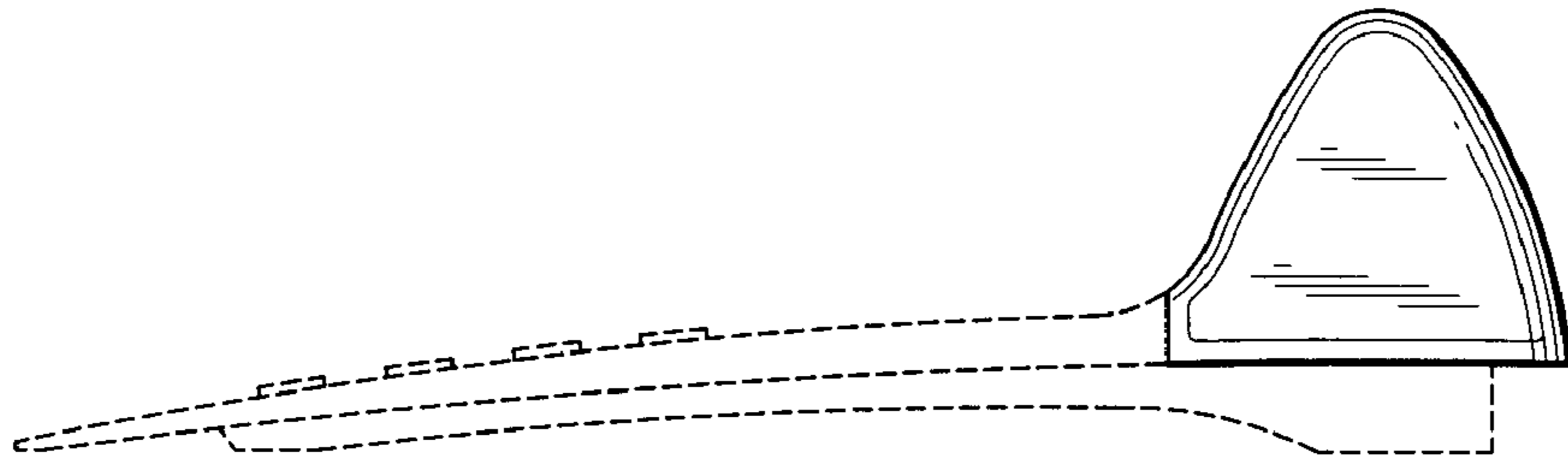


FIG. 2




FIG. 3

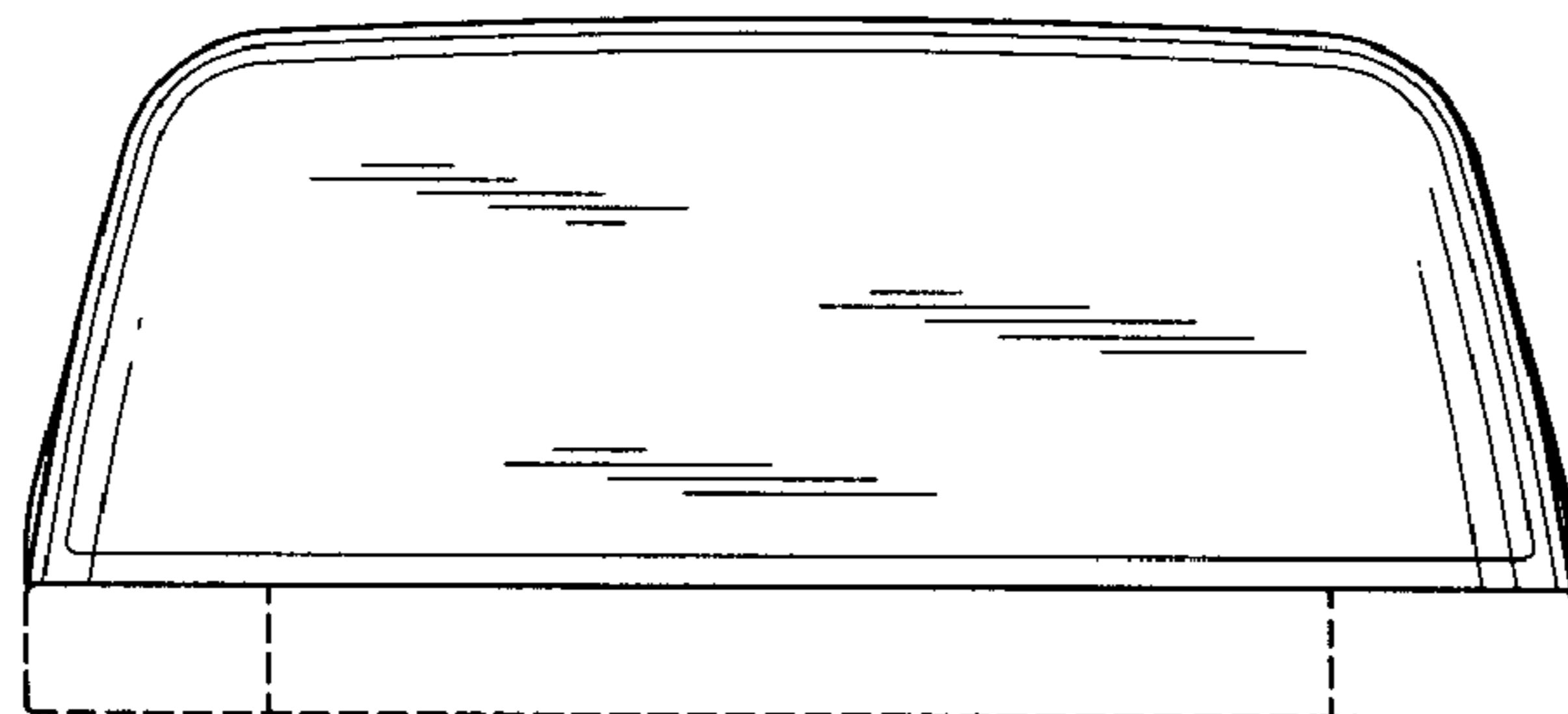


FIG. 4

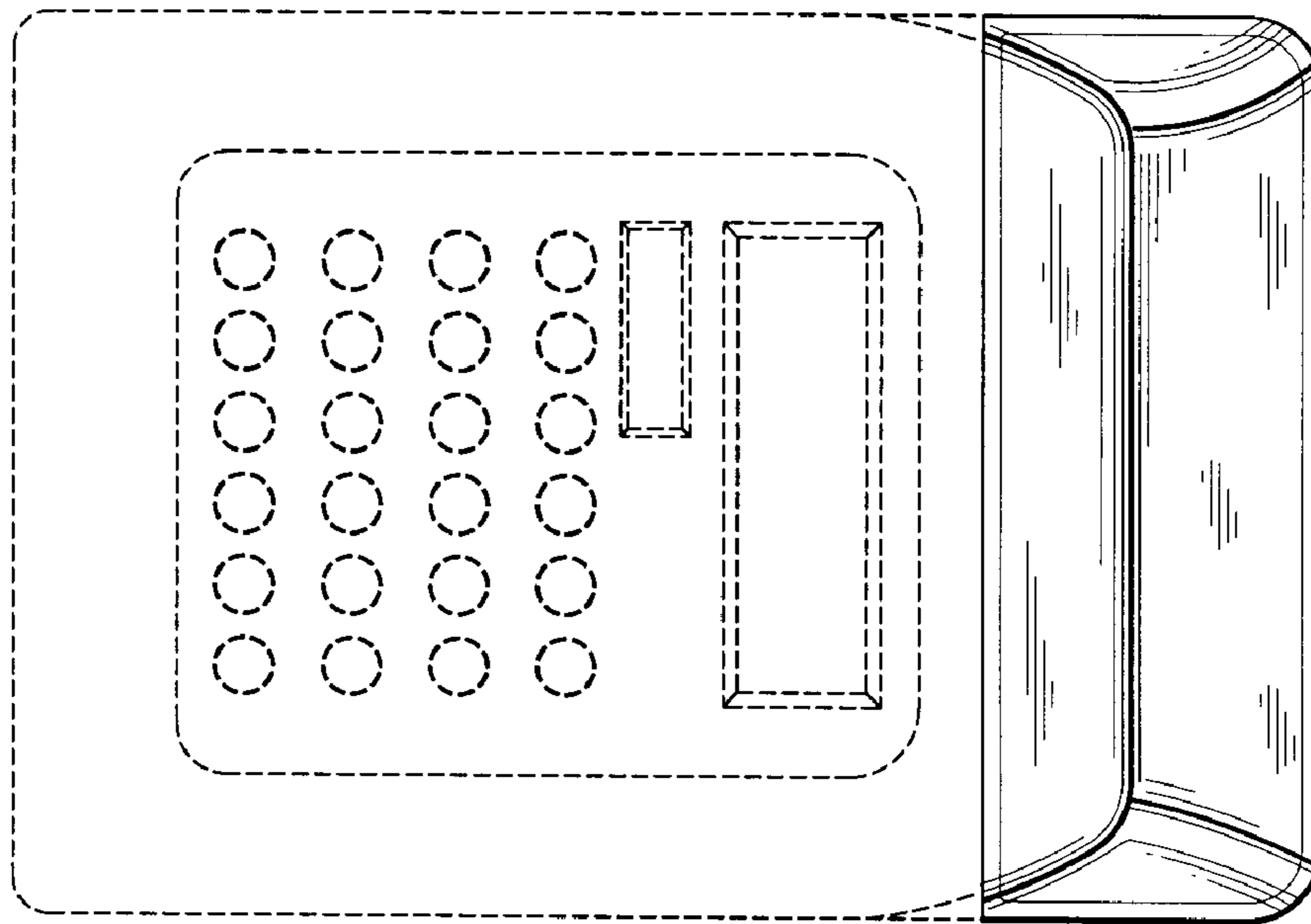


FIG. 5

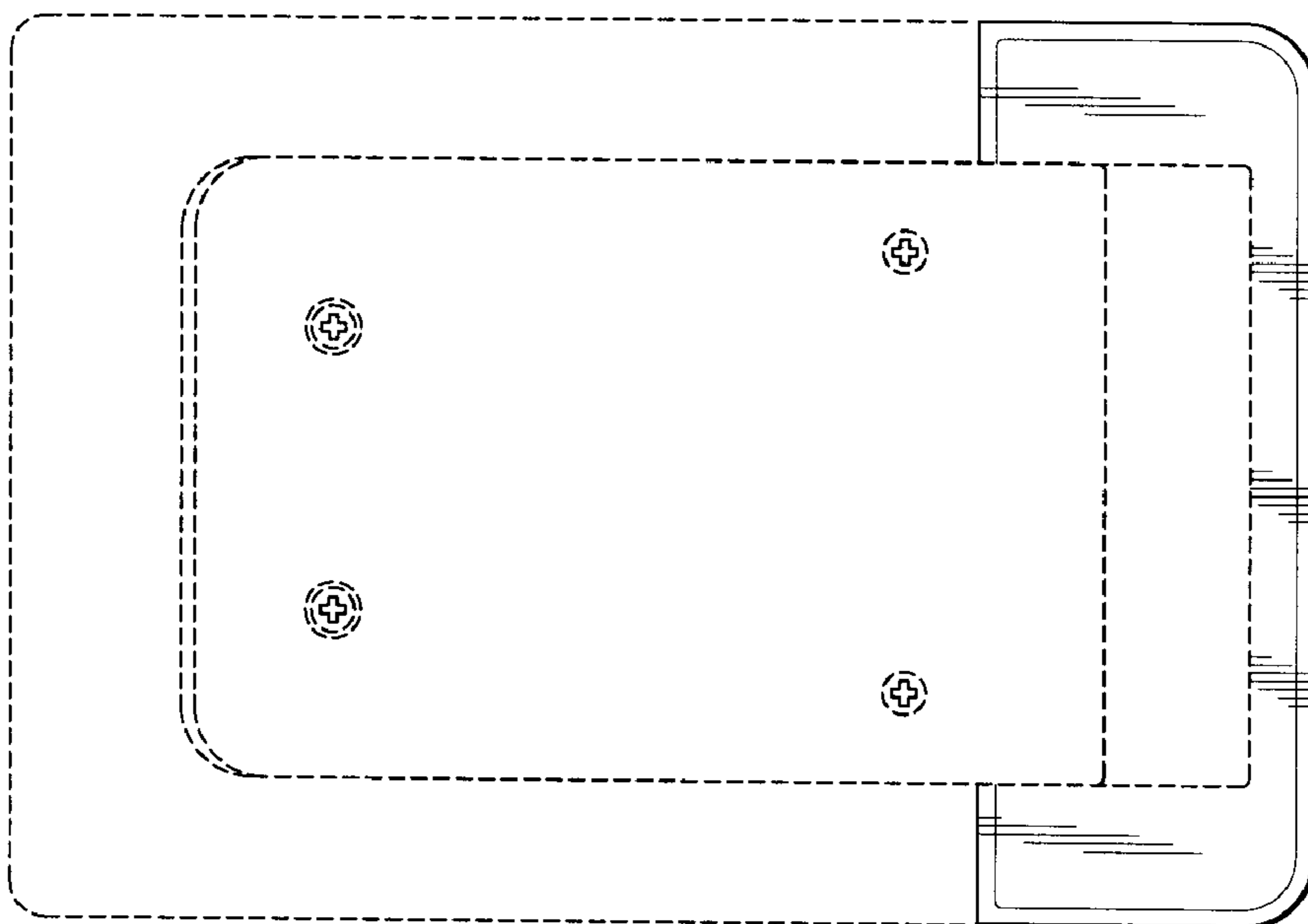


FIG. 6