



US00D514139S

(12) **United States Design Patent**  
**Ertz et al.**

(10) **Patent No.:** **US D514,139 S**  
(45) **Date of Patent:** **\*\* Jan. 31, 2006**

(54) **COMBINED ICE AND WATER DISPENSER  
FACADE FOR A REFRIGERATOR**

D477,340 S \* 7/2003 Kim et al. .... D15/85  
6,651,449 B2 11/2003 Heims et al.  
D496,055 S \* 9/2004 Kim ..... D15/85

(75) Inventors: **Lawrence J. Ertz**, Amana, IA (US);  
**Todd J. Tunzi**, Amana, IA (US)

\* cited by examiner

(73) Assignee: **Maytag Corporation**, Newton, IA (US)

*Primary Examiner*—Stella Reid

*Assistant Examiner*—Shanda C. Hill

(\*\*) Term: **14 Years**

(74) *Attorney, Agent, or Firm*—Diederiks & Whitelaw,  
PLC

(21) Appl. No.: **29/205,790**

(57) **CLAIM**

(22) Filed: **May 21, 2004**

The ornamental design for a combined ice and water dispenser façade for a refrigerator, as shown and described.

(51) **LOC (8) Cl.** ..... **15-07**

(52) **U.S. Cl.** ..... **D15/89**

(58) **Field of Classification Search** ..... D15/79–82,  
D15/85, 89–91; 62/246–255, 275, 337, 344,  
62/3.6; 220/592.01, 592.02; 312/116  
See application file for complete search history.

**DESCRIPTION**

FIG. 1 is a reduced view of a combined ice and water dispenser façade for a refrigerator showing our new design; FIG. 2 is a perspective view of the combined ice and water dispenser façade for a refrigerator; FIG. 3 is a front elevational view thereof; FIG. 4 is a right side elevational view thereof, the left side elevational view being a mirror image; FIG. 5 is a top plan view thereof; and, FIG. 6 is a bottom plan view thereof.

The broken lines in FIGS. 1 and 4–6 showing portions of a refrigerator, as well as the wording and icons shown in FIGS. 1–3, are for illustrative purposes only and form no part of the claimed invention.

(56) **References Cited**

**U.S. PATENT DOCUMENTS**

5,033,273 A \* 7/1991 Buchser et al. .... 62/344  
5,269,154 A \* 12/1993 Schmidt ..... 62/275  
D365,579 S \* 12/1995 Baker et al. .... D15/89  
5,474,213 A 12/1995 Unger  
D379,095 S \* 5/1997 Sparks ..... D15/85  
D415,504 S \* 10/1999 Han ..... D15/85  
D449,624 S \* 10/2001 Yu ..... D15/81  
D449,625 S \* 10/2001 Yu ..... D15/81  
D477,336 S \* 7/2003 Kwak et al. .... D15/85

**1 Claim, 5 Drawing Sheets**

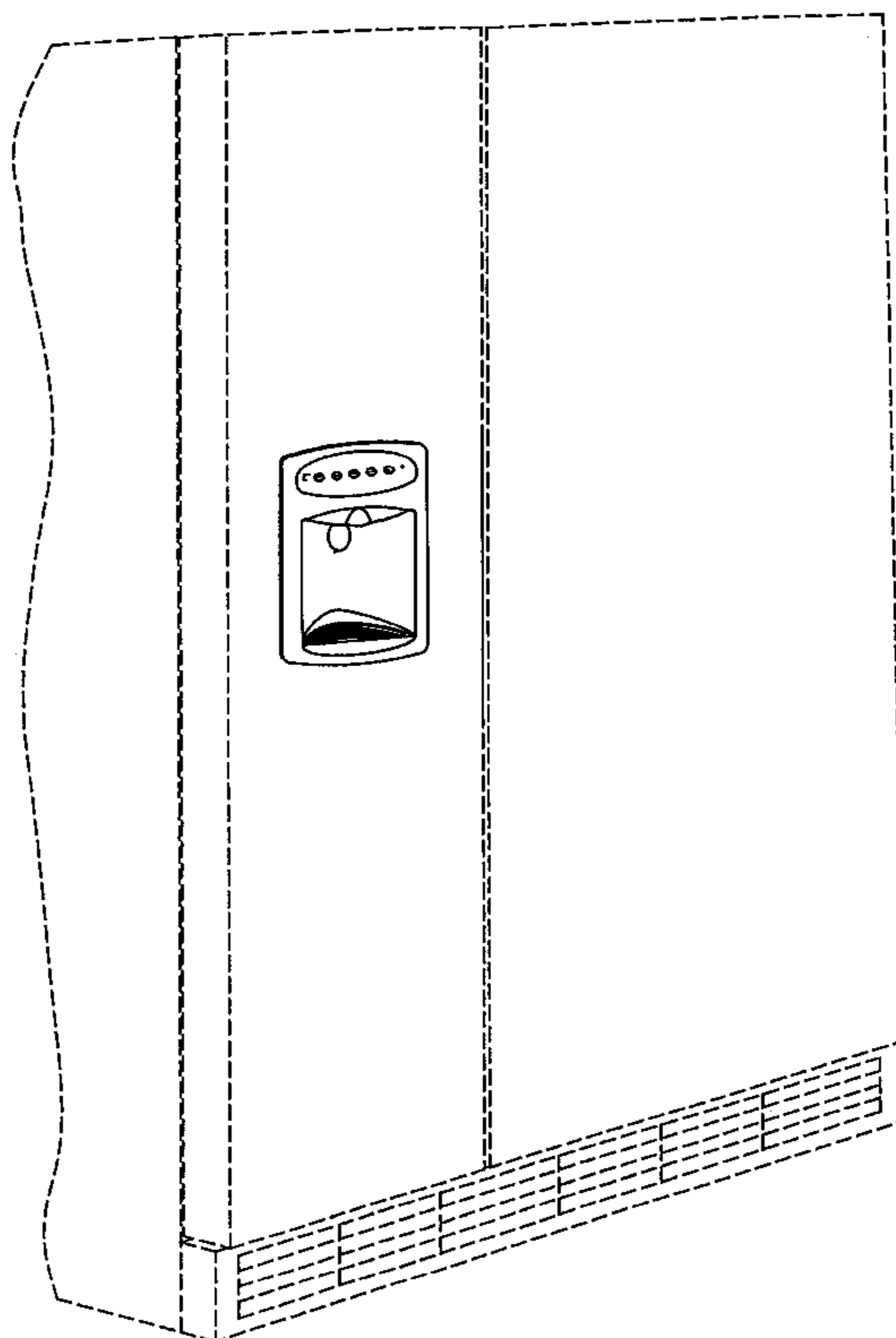
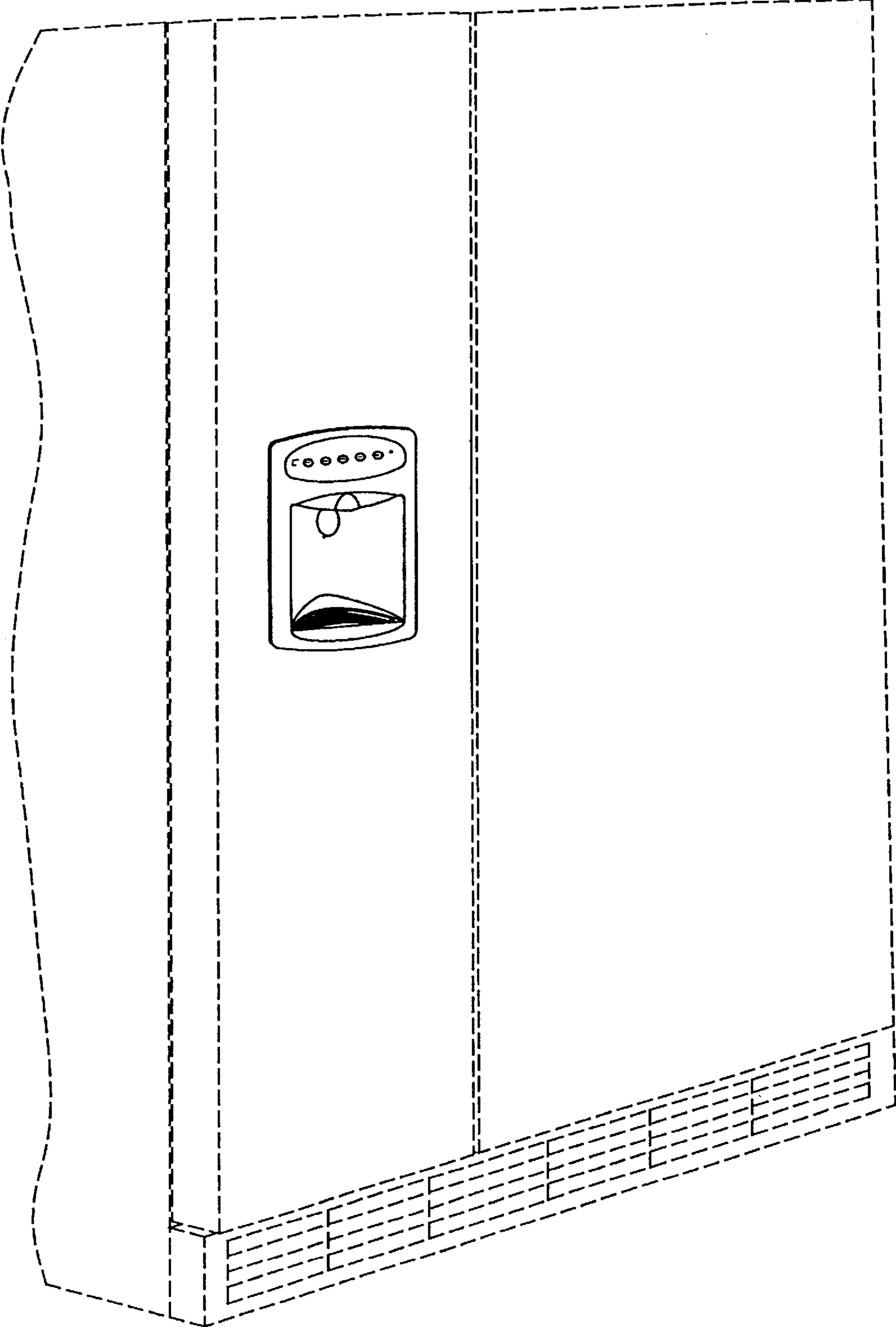



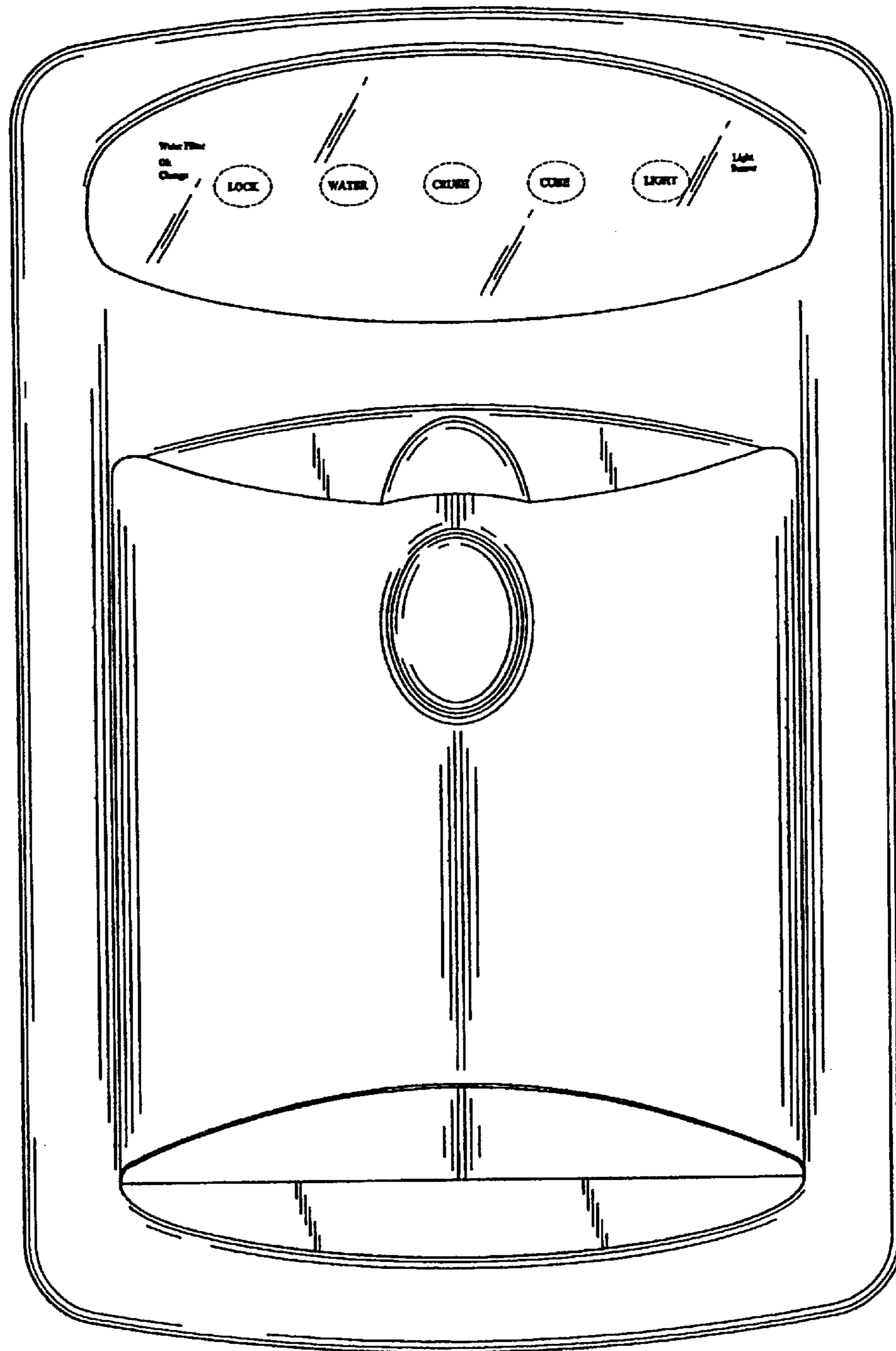
FIG. 1



*FIG. 2*



*FIG. 3*



*FIG. 4*

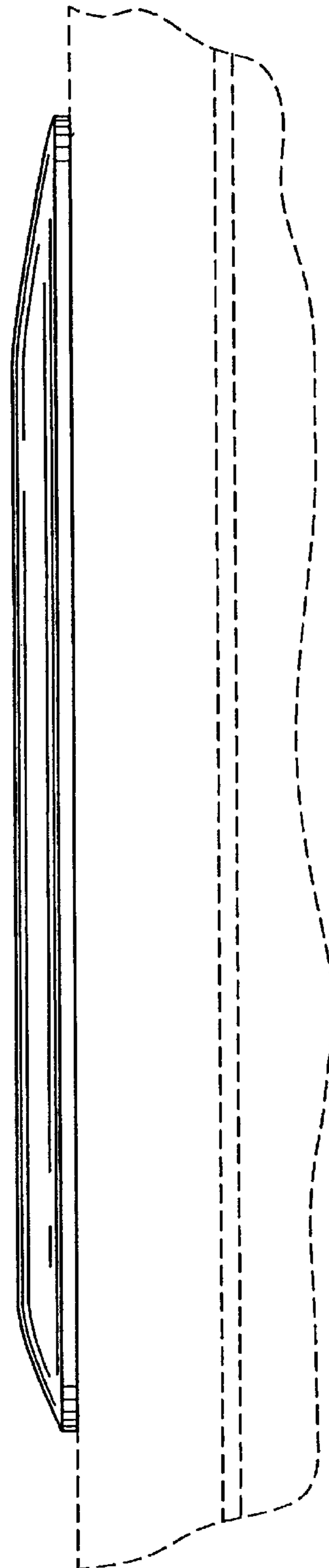


FIG. 5

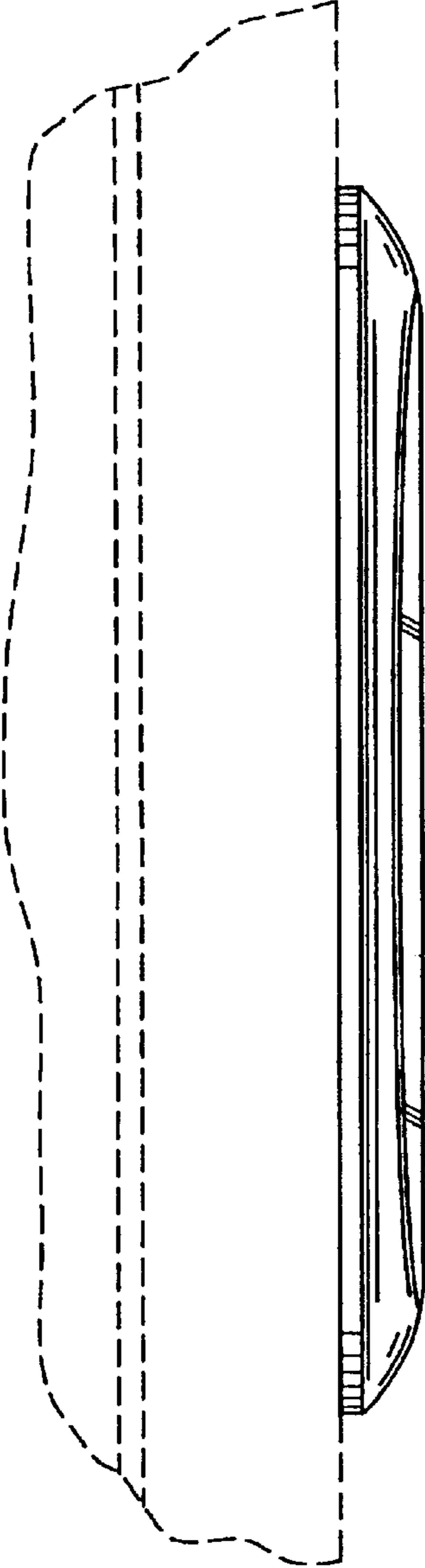


FIG. 6

