

US00D514138S

(12) **United States Design Patent**
Jackovin et al.

(10) **Patent No.: US D514,138 S**
(45) **Date of Patent: ** Jan. 31, 2006**

(54) **AIR CIRCULATION VENT COVER**

(75) Inventors: **Gary B. Jackovin**, Ankeny, IA (US);
Todd J. Tunzi, Amana, IA (US)

(73) Assignee: **Maytag Corporation**, Newton, IA (US)

(**) Term: **14 Years**

(21) Appl. No.: **29/200,133**

(22) Filed: **Feb. 25, 2004**

(51) **LOC (8) Cl.** **15-01**

(52) **U.S. Cl.** **D15/89**

(58) **Field of Classification Search** D15/79,
D15/82, 89, 90; D7/391, 392; 126/389.1;
200/367.1; 62/238.5; 454/237, 254, 275,
454/339, 370

See application file for complete search history.

(56) **References Cited**

U.S. PATENT DOCUMENTS

| | | | | | | |
|-----------|---|---|---------|----------------|-------|-----------|
| 509,231 | A | * | 11/1893 | MacDonald | | 454/339 |
| 515,562 | A | * | 2/1894 | Voss | | 454/254 |
| 1,552,880 | A | * | 9/1925 | Rayson | | 454/254 |
| 1,737,610 | A | * | 12/1929 | Norton | | 454/254 |
| 2,643,024 | A | * | 6/1953 | Cronheim | | 220/367.1 |
| 2,946,204 | A | * | 7/1960 | Justice | | 62/238.5 |
| D411,409 | S | * | 6/1999 | Wallays et al. | | D7/392 |
| D467,463 | S | * | 12/2002 | Wright | | D7/391 |

* cited by examiner

Primary Examiner—Stella Reid

Assistant Examiner—Shanda C. Hill

(74) *Attorney, Agent, or Firm*—Diederiks & Whitelaw,
PLC

(57) **CLAIM**

The ornamental design for an air circulation vent cover, as shown and described.

DESCRIPTION

FIG. 1 is a perspective view of an air circulation vent cover showing our new design in use condition;

FIG. 2 is an upper right perspective view of the air circulation vent cover;

FIG. 3 is a front elevational view thereof;

FIG. 4 is a top plan view thereof;

FIG. 5 is a rear elevational view thereof;

FIG. 6 is a bottom plan view thereof; and,

FIG. 7 is a left side elevational view thereof, the right side being a mirror image thereto.

The broken lines showing a refrigerator cabinet, a shelving system in the refrigerator cabinet, refrigerator doors, door bins, door bin supports and crisper drawers in FIG. 1 are for illustrative purposes only and form no part of the claimed invention.

1 Claim, 5 Drawing Sheets

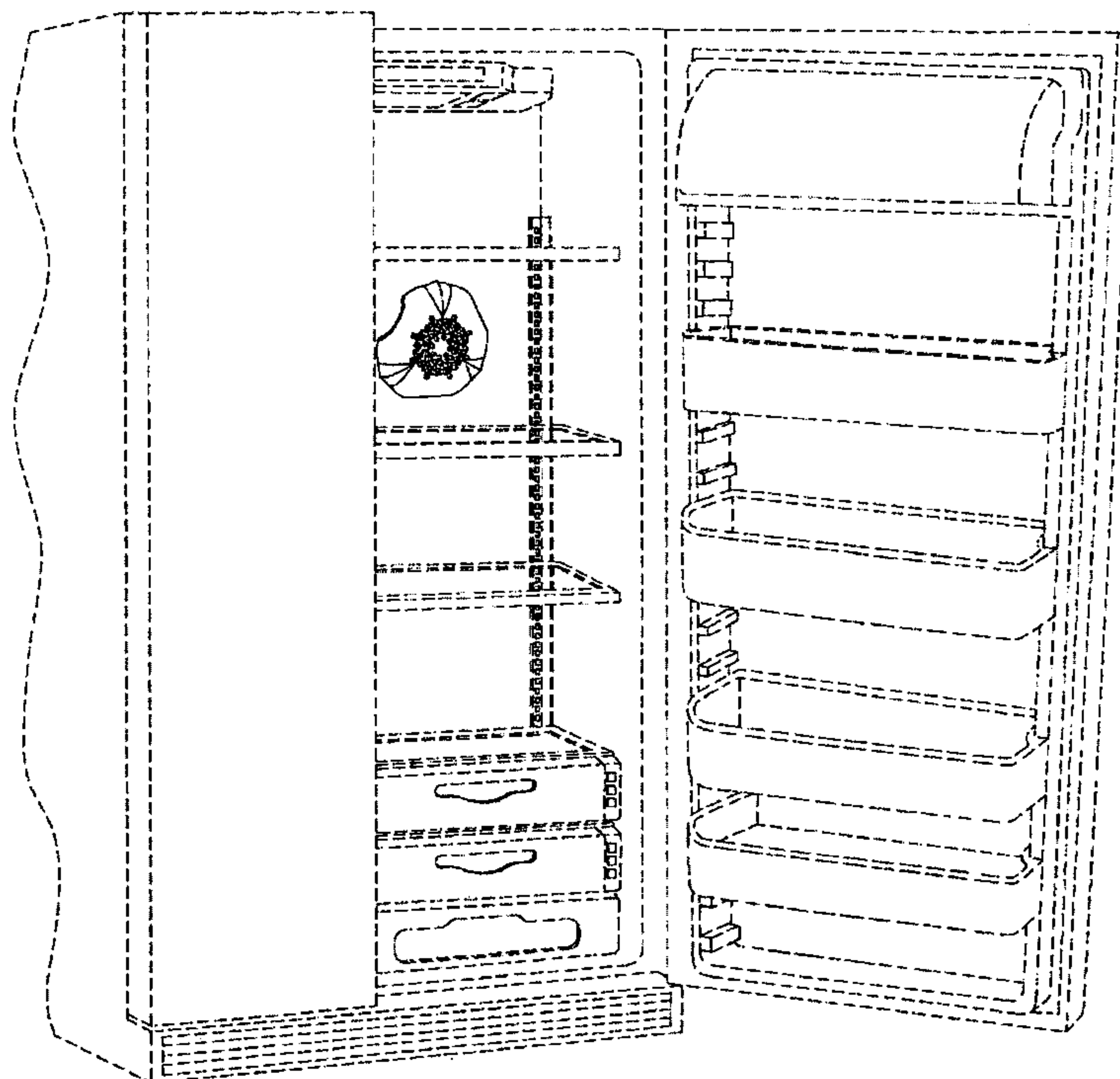


FIG. 1

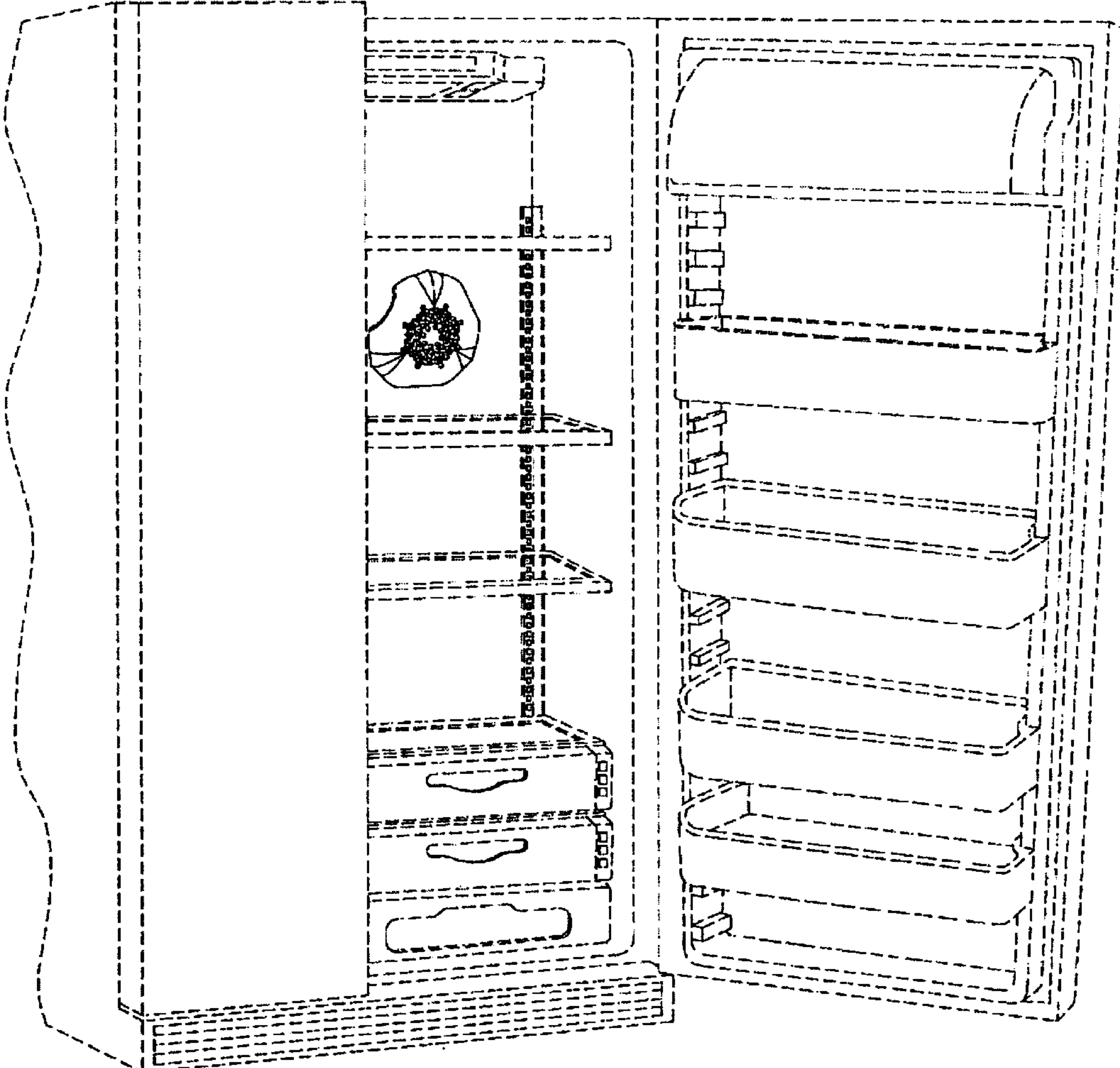


FIG. 2

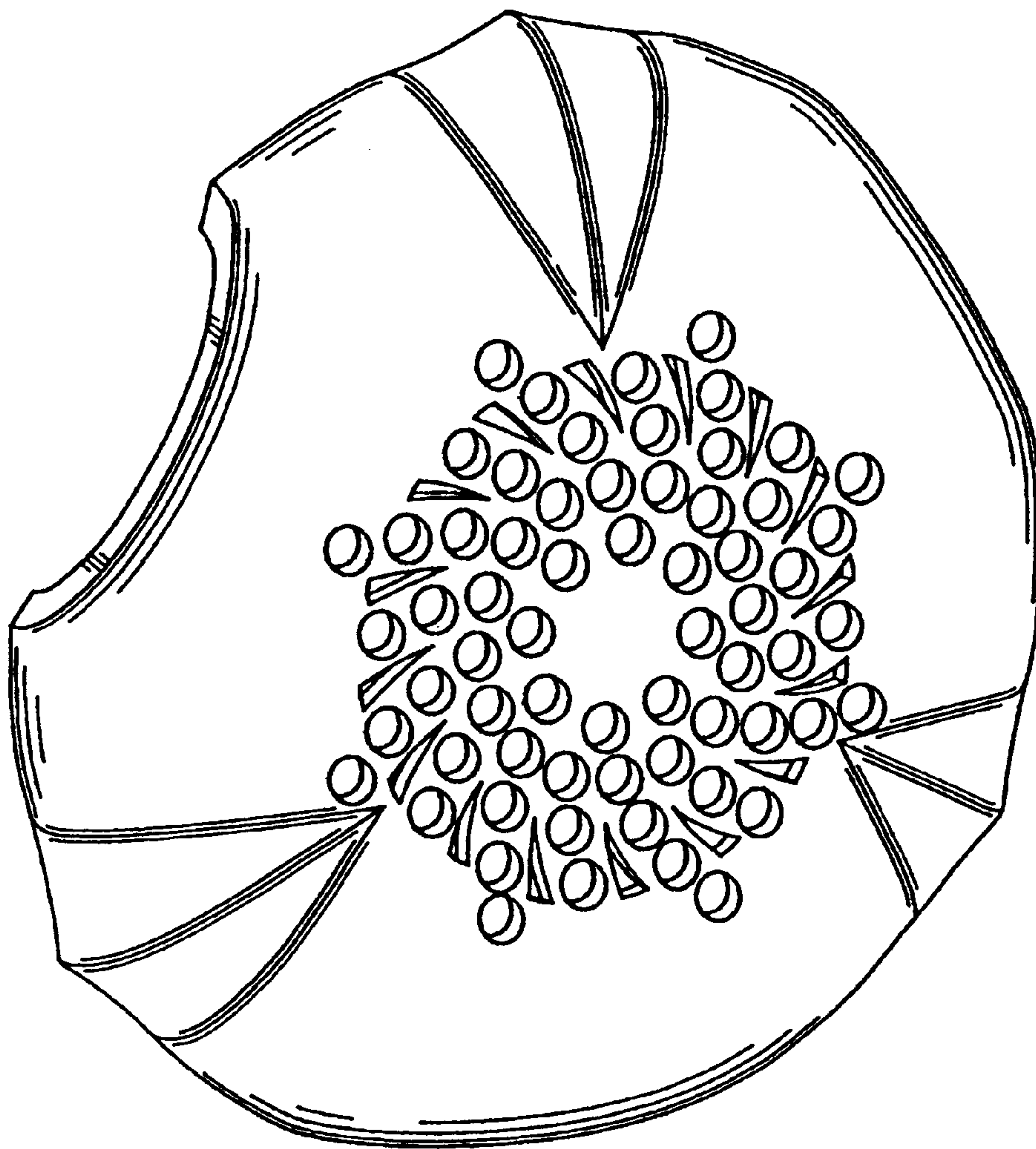


FIG. 3

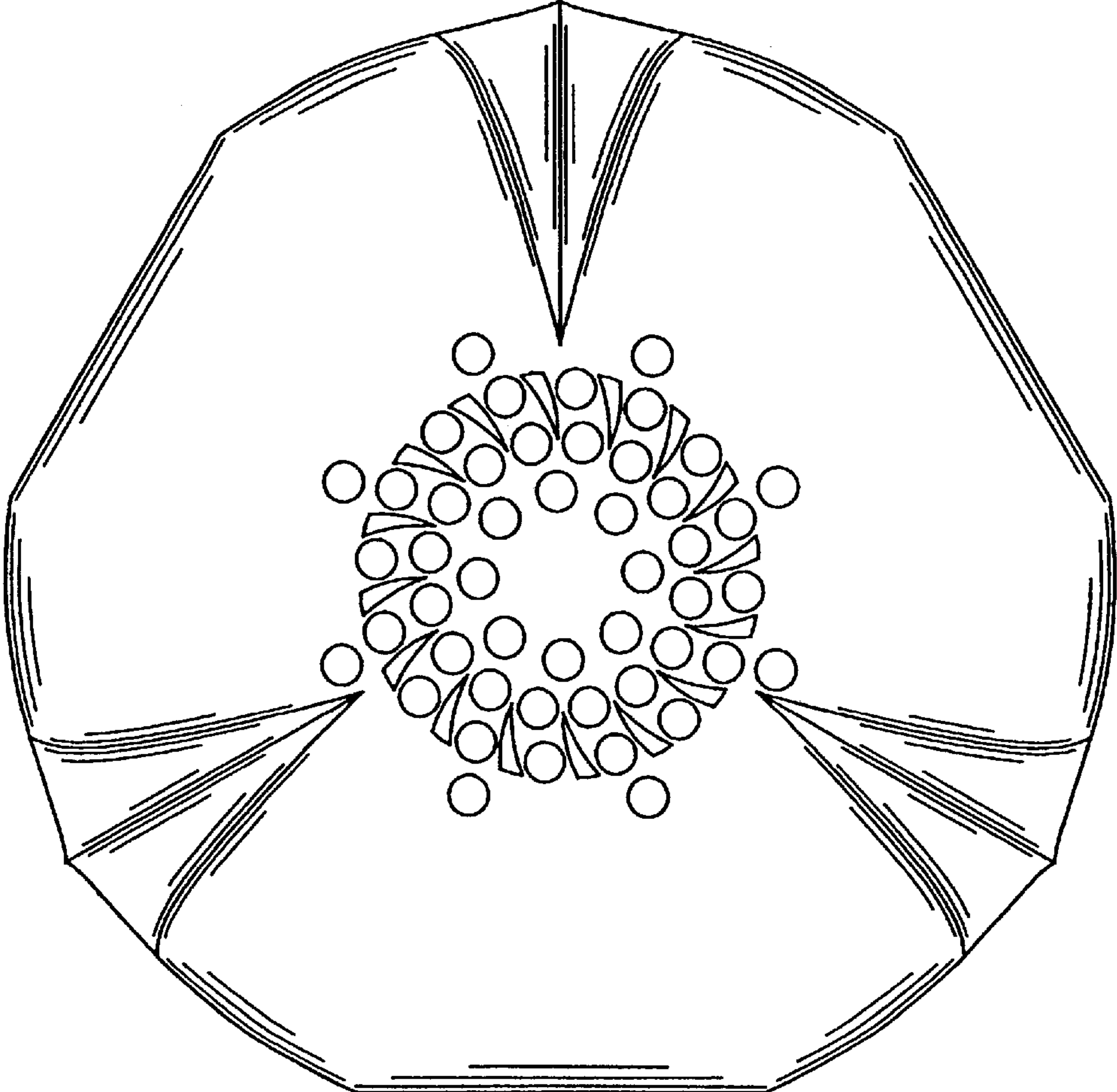


FIG. 4

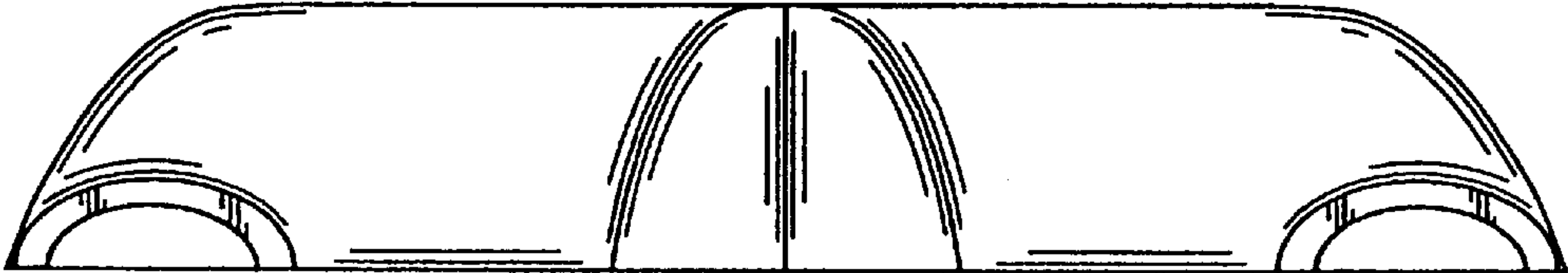


FIG. 5

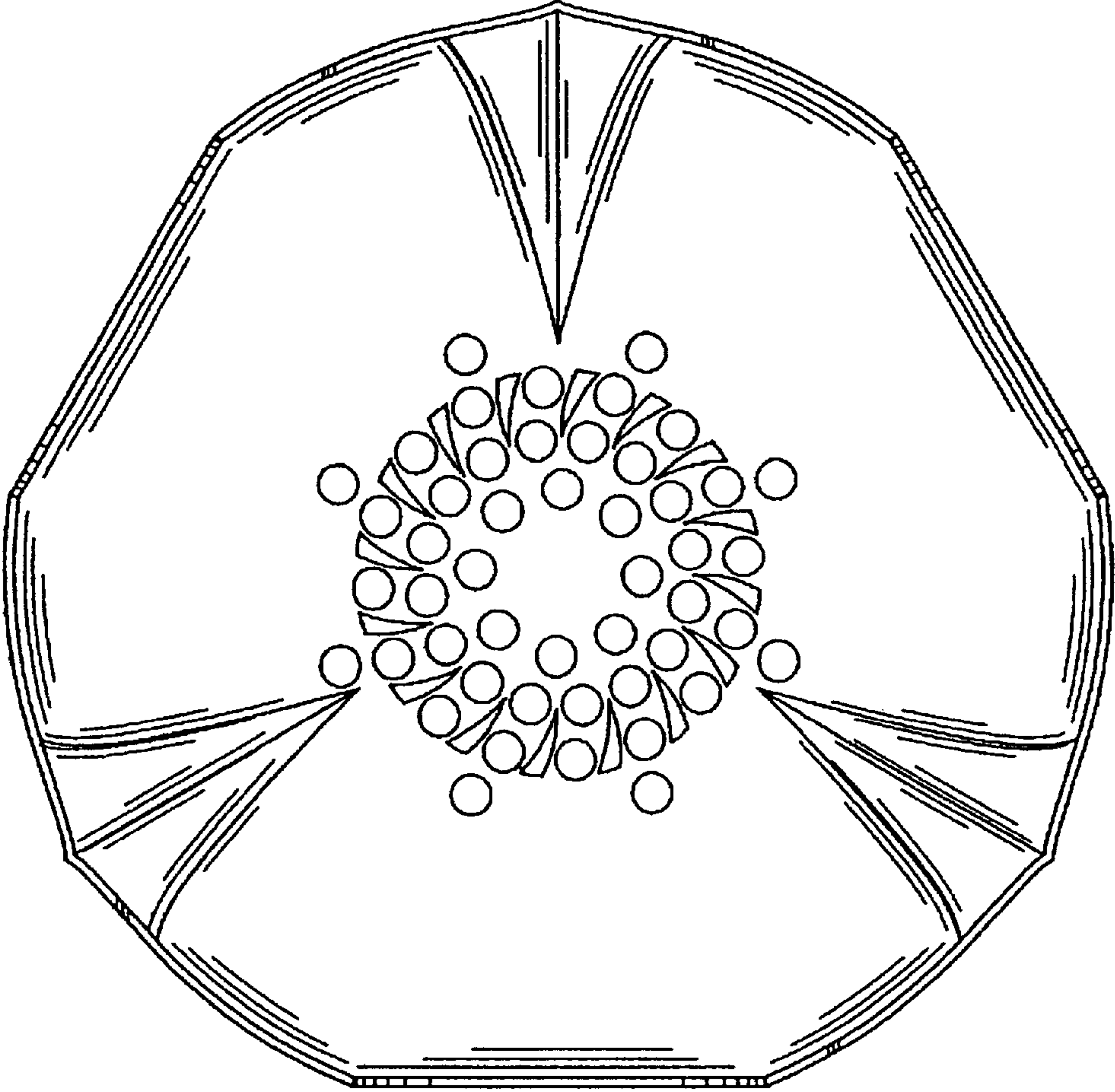


FIG. 6

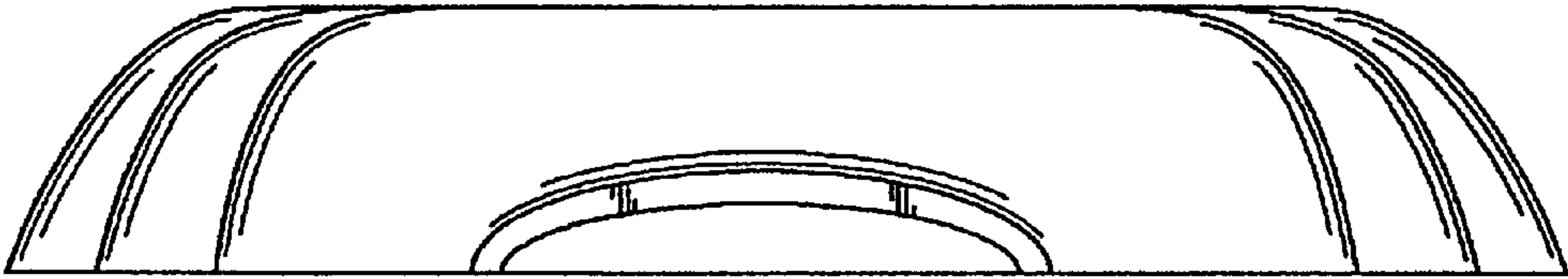


FIG. 7

