



US00D514123S

(12) **United States Design Patent** (10) **Patent No.:** **US D514,123 S**  
**Naruki et al.** (45) **Date of Patent:** **\*\* Jan. 31, 2006**

(54) **DIGITAL AUDIO PLAYER**

(75) Inventors: **Masatomo Naruki, Kawasaki (JP); Takeshi Ikuhara, Kawasaki (JP)**

(73) Assignee: **Kabushiki Kaisha Toshiba (JP)**

(\*\*) Term: **14 Years**

(21) Appl. No.: **29/217,376**

(22) Filed: **Nov. 17, 2004**

(30) **Foreign Application Priority Data**

Sep. 24, 2004 (JP) ..... 2004-028865

(51) **LOC (8) Cl.** ..... **14-03**

(52) **U.S. Cl.** ..... **D14/496**

(58) **Field of Classification Search** ..... D14/496,  
D14/435, 474, 483, 217, 188, 204, 156, 157,  
D14/160, 167, 168; 369/1, 2, 75.11, 86, 99;  
370/342-344; 455/344-351; 273/148 B;  
463/1, 43-47

See application file for complete search history.

(56) **References Cited**

**U.S. PATENT DOCUMENTS**

5,349,575 A \* 9/1994 Park ..... 369/1  
5,661,632 A \* 8/1997 Register ..... 361/683  
5,859,594 A \* 1/1999 King et al. .... 340/7.55  
6,041,023 A \* 3/2000 Lakhansingh ..... 369/7

6,122,526 A \* 9/2000 Parulski et al. .... 455/556.1  
D438,526 S 3/2001 Katayama  
D452,226 S \* 12/2001 Simpson et al. .... D14/167  
D470,506 S \* 2/2003 Sadatsuki ..... D14/496  
6,639,577 B2 \* 10/2003 Eberhard ..... 345/102  
D497,618 S \* 10/2004 Andre et al. .... D14/496  
D504,442 S \* 4/2005 Kim ..... D14/496  
D504,691 S \* 5/2005 Ohno ..... D14/496

**FOREIGN PATENT DOCUMENTS**

JP 1086482 9/2000

\* cited by examiner

*Primary Examiner*—Prabhakar Deshmukh

(74) *Attorney, Agent, or Firm*—Banner & Witcoff, Ltd.

(57) **CLAIM**

The ornamental design for a digital audio player, as shown and described.

**DESCRIPTION**

FIG. 1 is a top, front and right side perspective view of a digital audio player showing our new design.

FIG. 2 is a front elevational view thereof,

FIG. 3 is a top plan view thereof,

FIG. 4 is a rear elevational view thereof,

FIG. 5 is a bottom plan view thereof,

FIG. 6 is a left side elevational view thereof; and,

FIG. 7 is a right side elevational view thereof.

**1 Claim, 4 Drawing Sheets**

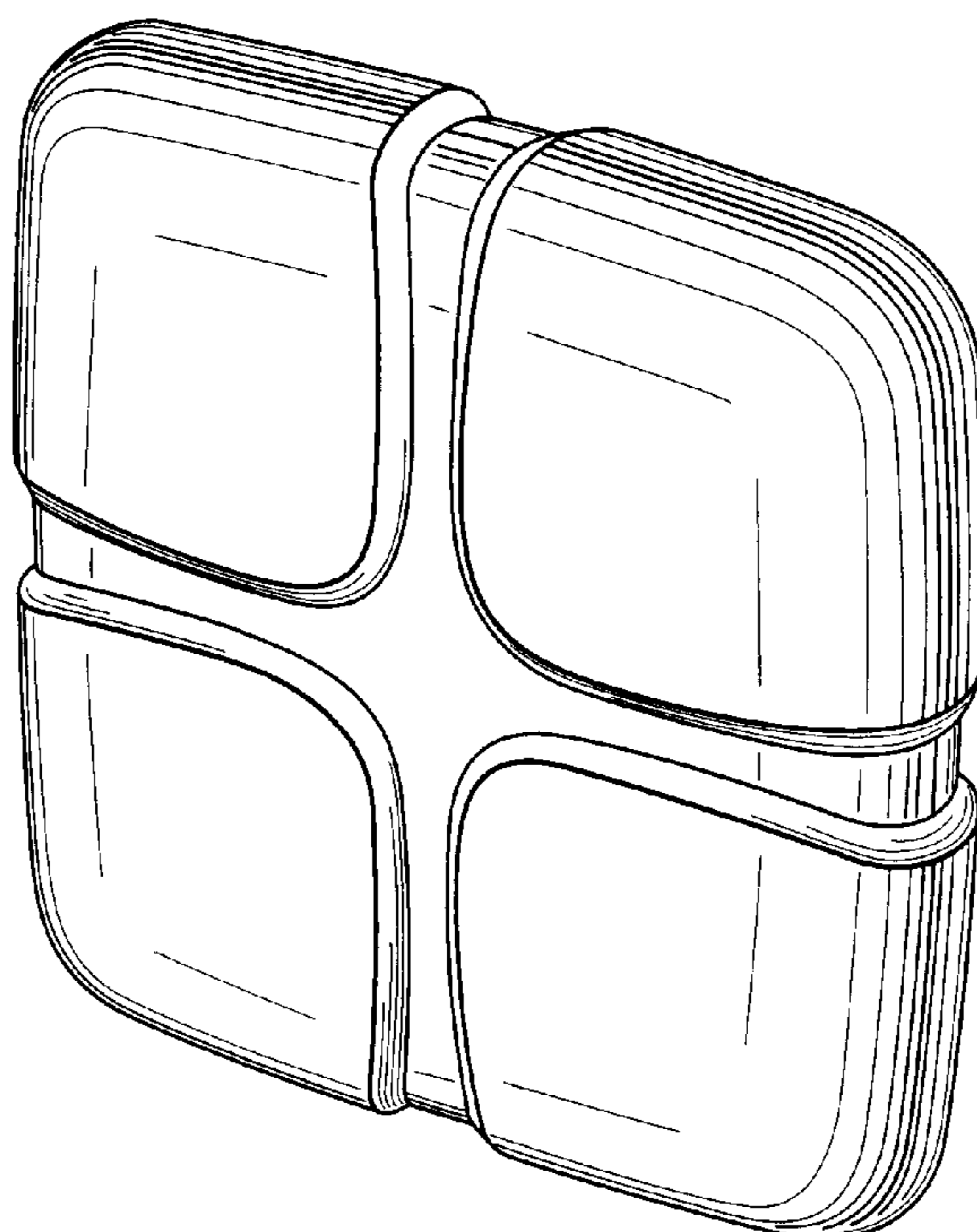


FIG. 1

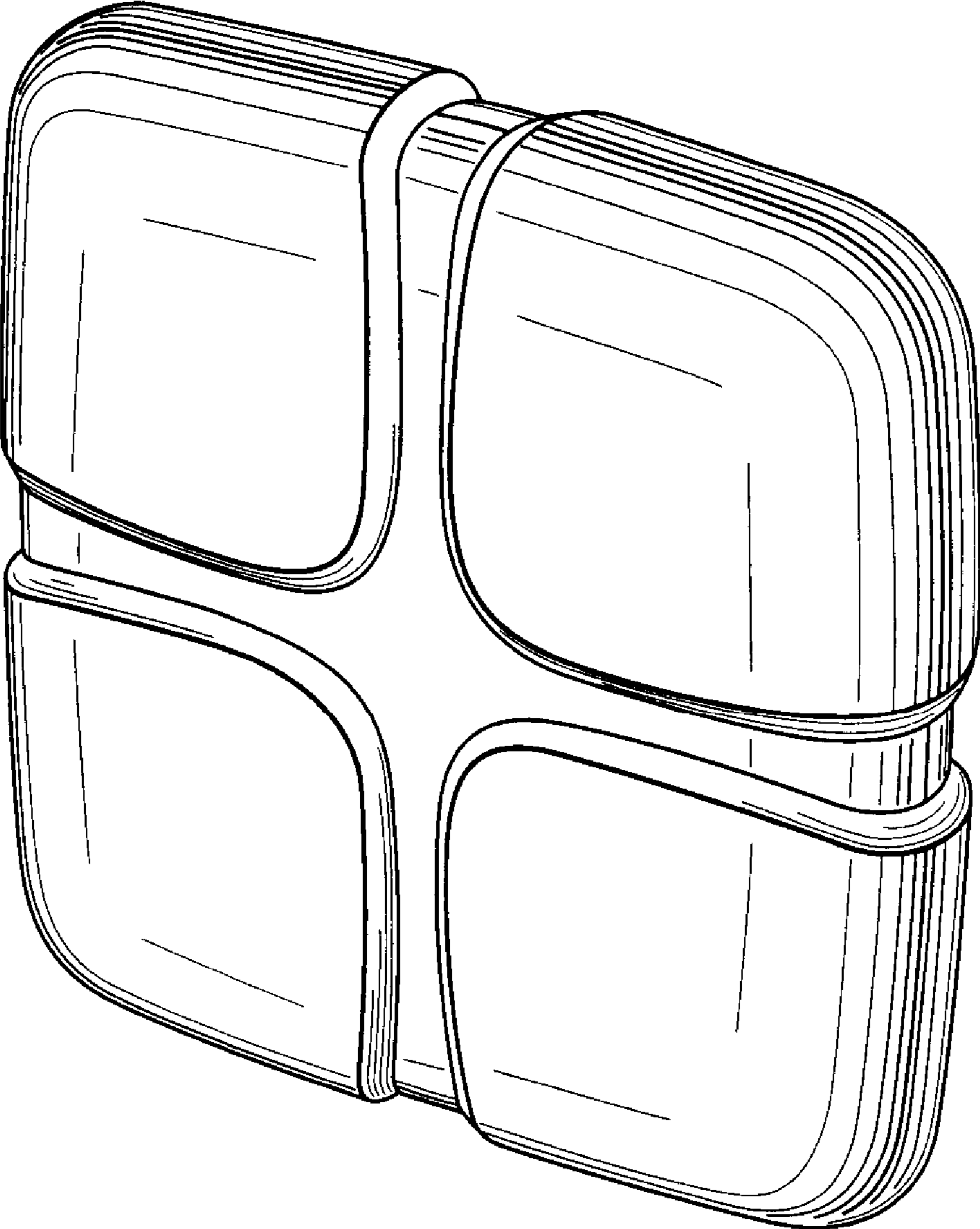


FIG. 2

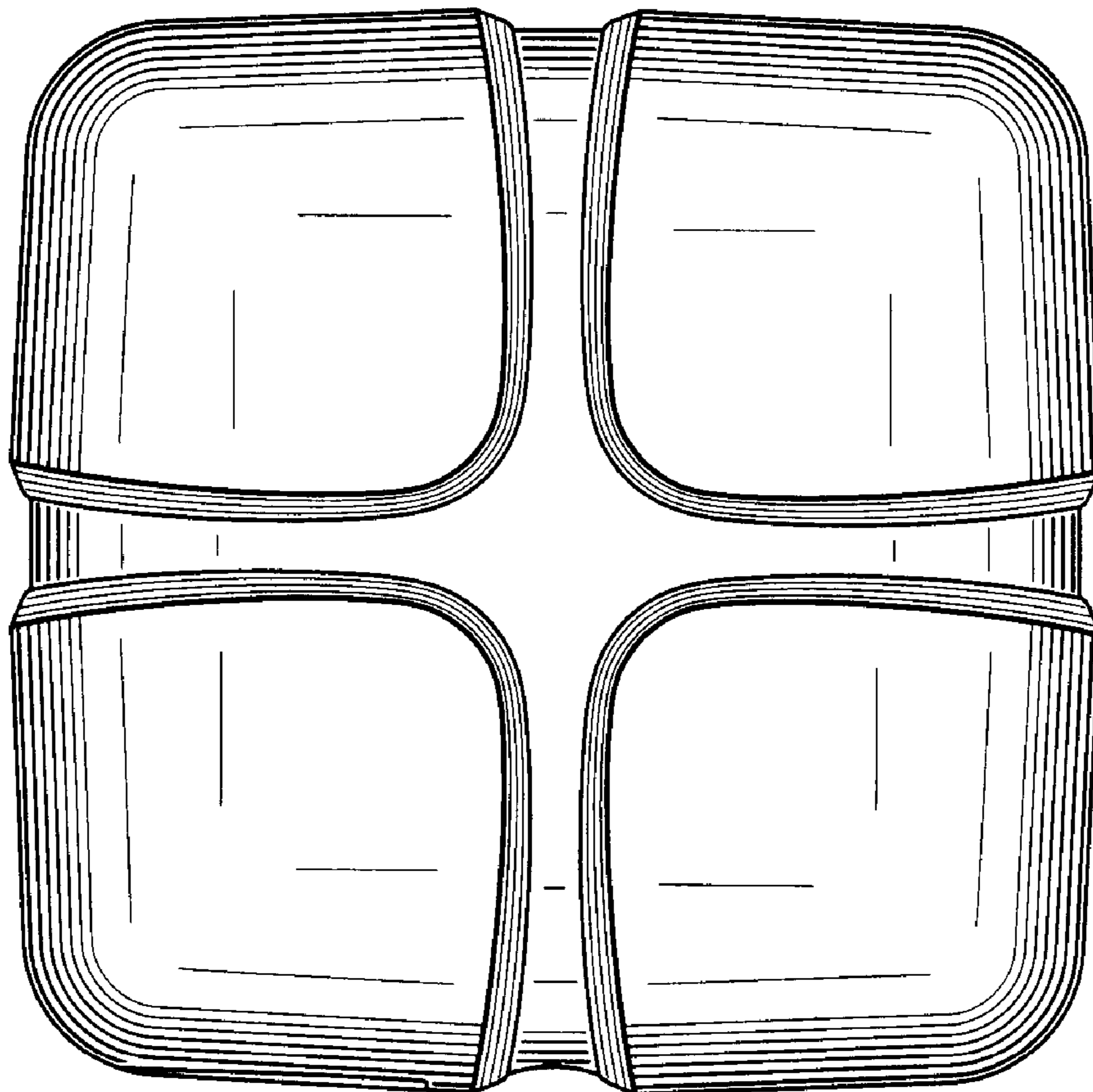


FIG. 3

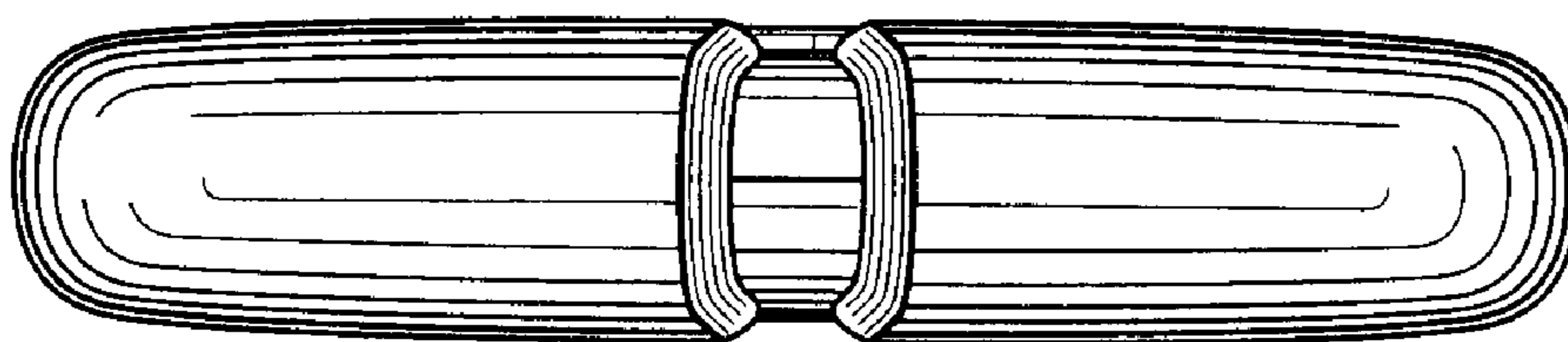


FIG. 4

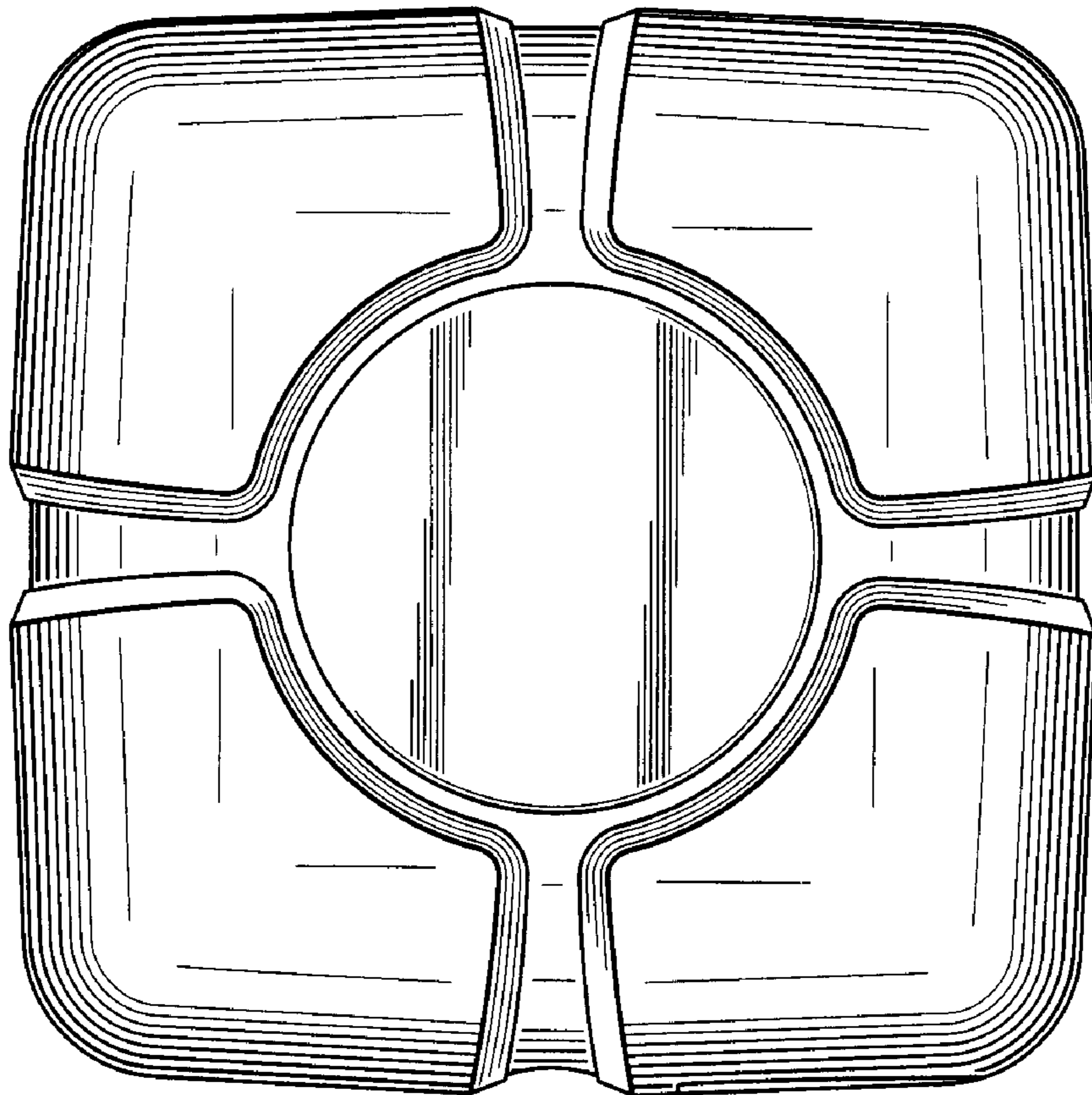


FIG. 5

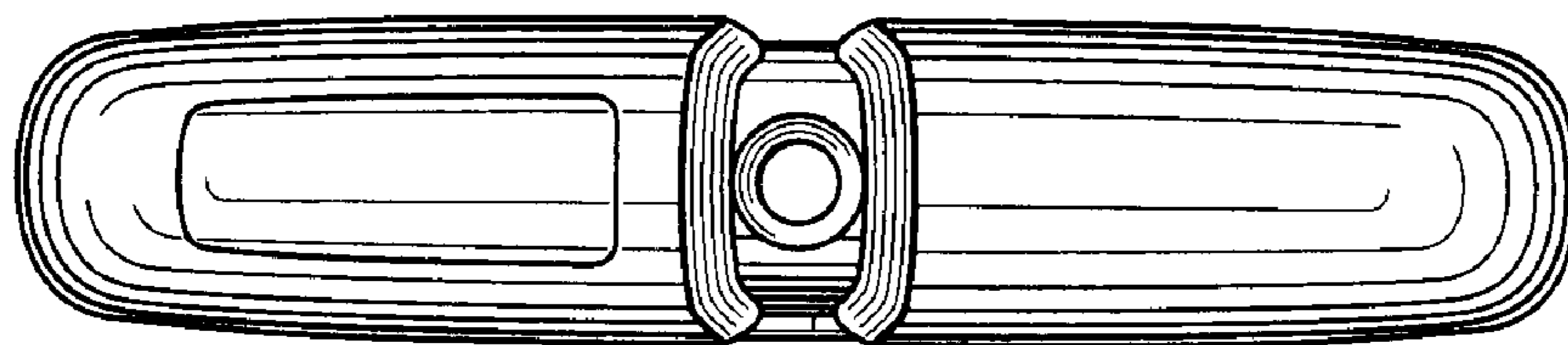


FIG. 6




FIG. 7

