



US00D514104S

(12) **United States Design Patent**  
**Kawamoto et al.**

(10) **Patent No.: US D514,104 S**  
(45) **Date of Patent: \*\* Jan. 31, 2006**

(54) **LIQUID CRYSTAL DISPLAY MONITOR**

(75) Inventors: **Kuniyuki Kawamoto**, Osaka (JP);  
**Haruhiko Tabusa**, Hirakata (JP)

(73) Assignee: **Matsushita Electric Industrial Co., Ltd.**, Osaka (JP)

(\*\*) Term: **14 Years**

(21) Appl. No.: **29/215,742**

(22) Filed: **Oct. 22, 2004**

(30) **Foreign Application Priority Data**

May 27, 2004 (JP) ..... 2004-015609

(51) **LOC (8) Cl. .... 14-02**

(52) **U.S. Cl. .... D14/374**

(58) **Field of Classification Search** ..... D14/371-376,  
D14/125-129, 341-346; 345/104, 156, 168,  
345/173, 901-905, 87; 348/180, 184, 325,  
348/739; 248/917-924; 341/12; 349/1, 2,  
349/11, 62; D20/10; D18/12.3

See application file for complete search history.

(56) **References Cited**

**U.S. PATENT DOCUMENTS**

- D356,548 S \* 3/1995 Bottcher et al. .... D14/341
- D357,495 S \* 4/1995 Skaggs et al. .... D18/12.3
- D403,309 S 12/1998 Takemasa et al.
- D408,416 S 4/1999 Fenner et al.
- D424,538 S 5/2000 Hayashi et al.
- D436,087 S 1/2001 Takami et al.
- D438,848 S 3/2001 Kita

- D464,348 S 10/2002 Takemasa et al.
- D465,220 S 11/2002 Takemasa et al.
- D490,810 S \* 6/2004 Huang ..... D14/374
- D494,173 S \* 8/2004 Lin et al. .... D14/374
- D496,361 S \* 9/2004 Hotta ..... D14/374

**OTHER PUBLICATIONS**

Panasonic Model "BT-LH1800/BT-LH1500" Catalog issued in Sep., 2, 2002 by Panasonic.

\* cited by examiner

*Primary Examiner*—Freda S. Nunn

(74) *Attorney, Agent, or Firm*—Brinks Hofer Gilson & Lione

(57) **CLAIM**

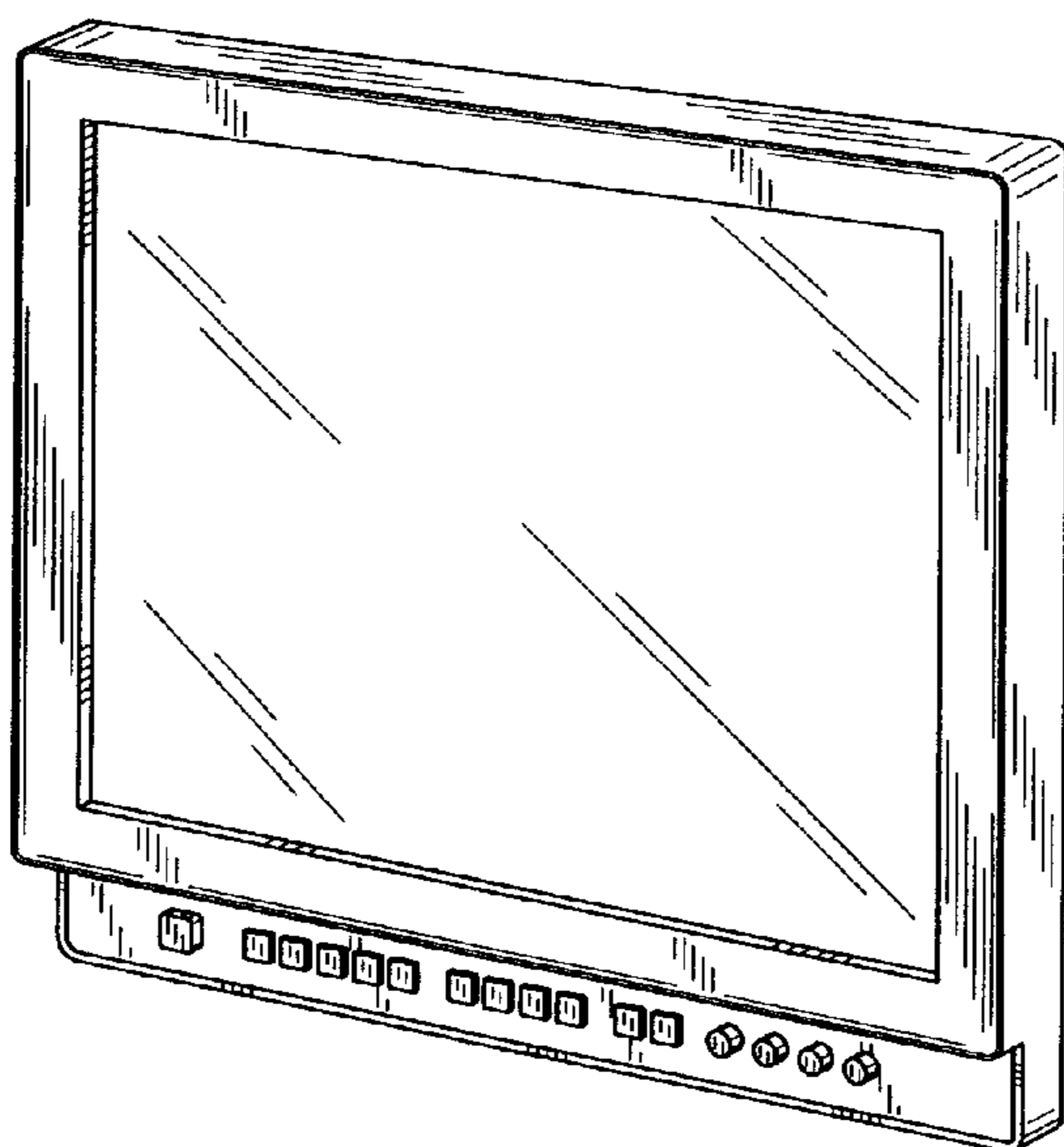
We claim the ornamental design for an liquid crystal display monitor, as shown and described.

**DESCRIPTION**

FIG. 1 is a top perspective view of an liquid crystal display monitor of the present invention;  
FIG. 2 is a front view thereof;  
FIG. 3 is a rear view thereof;  
FIG. 4 is a first side view thereof;  
FIG. 5 is a second side view thereof;  
FIG. 6 is a top view thereof; and,  
FIG. 7 is a bottom view thereof.

The ornamental design which is claimed is shown in solid lines in the drawings. Any broken lines in the drawings are for illustrative purposes only and form no part of the claimed design.

**1 Claim, 7 Drawing Sheets**



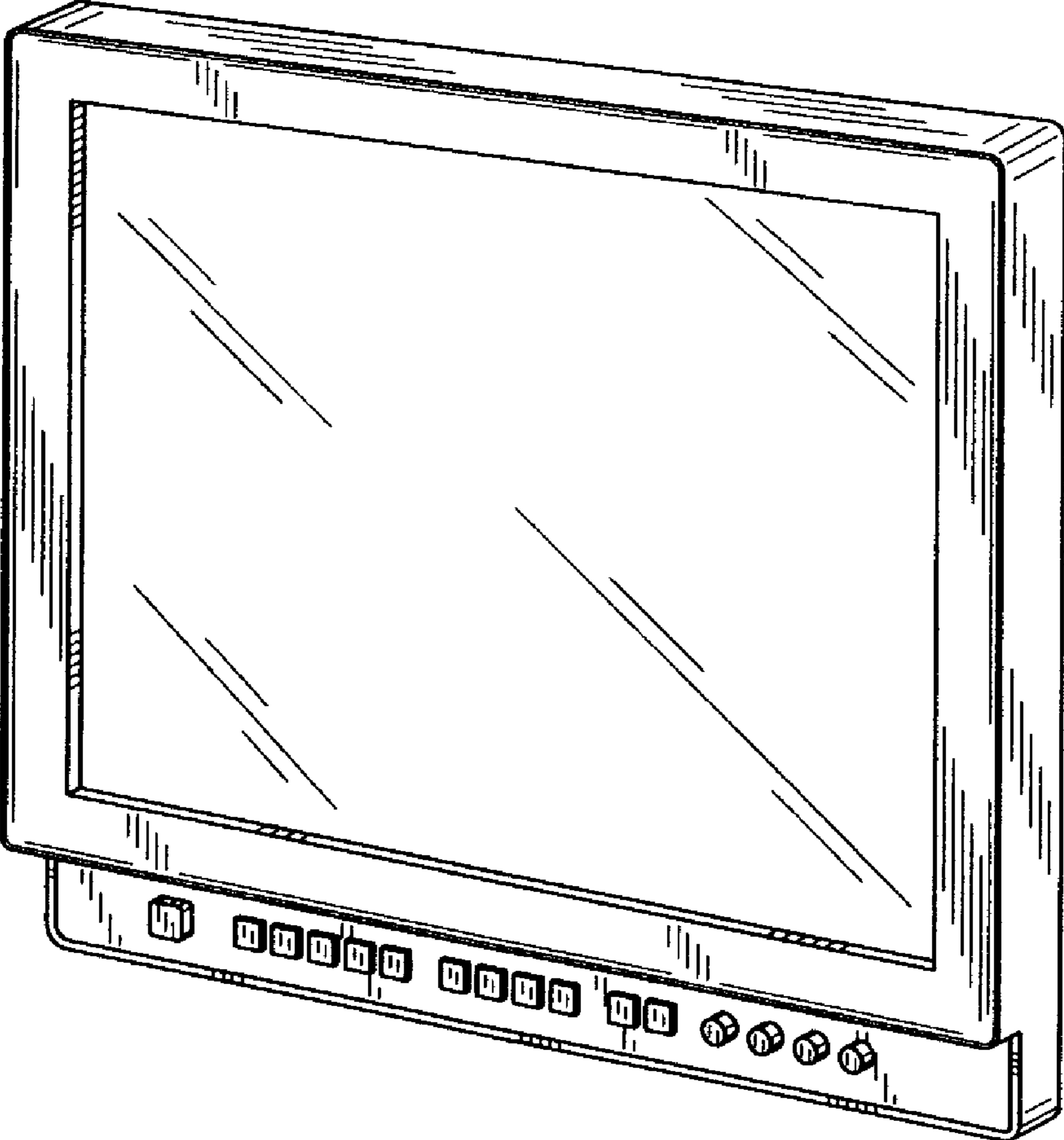


FIG. 1

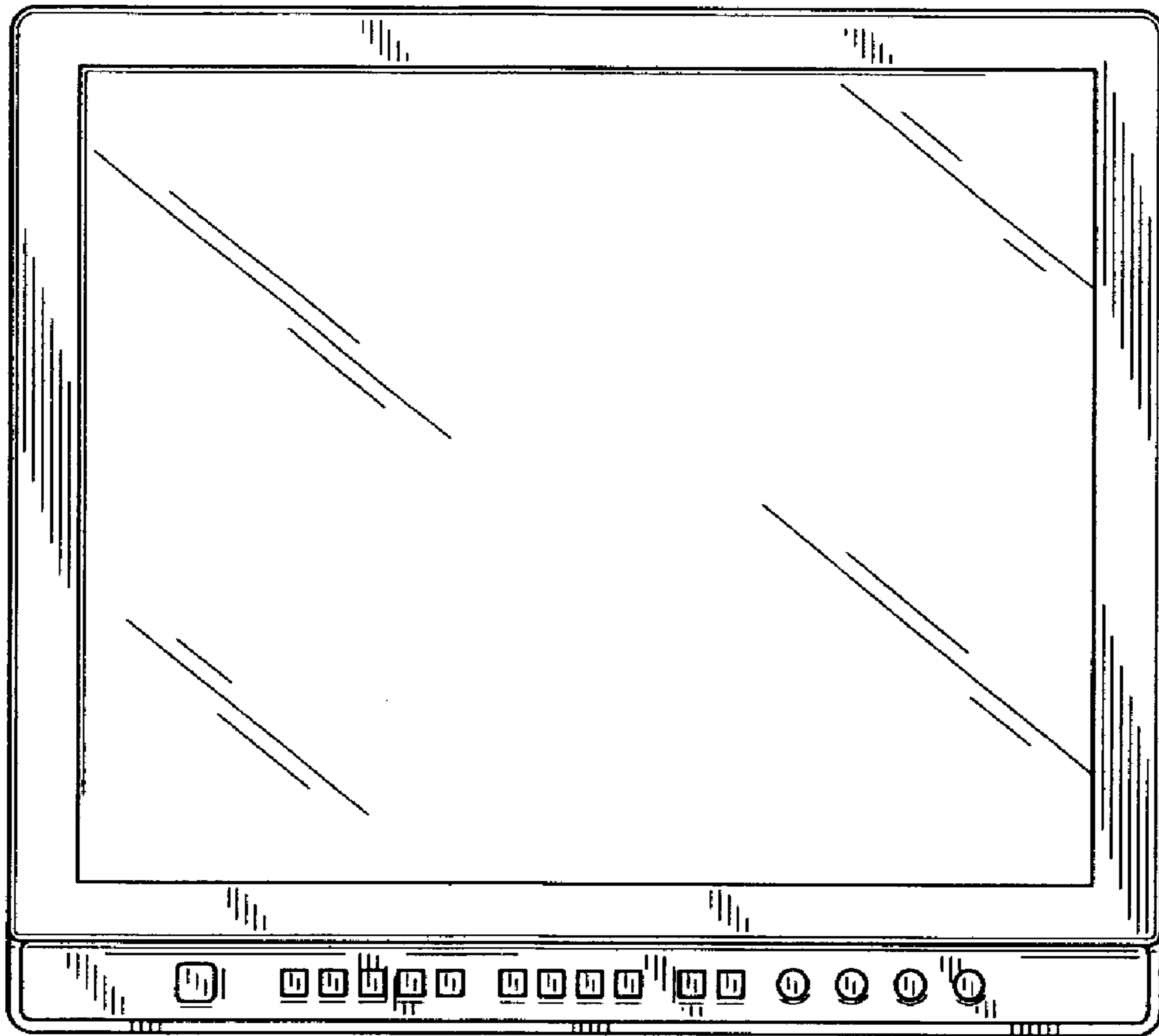


FIG. 2

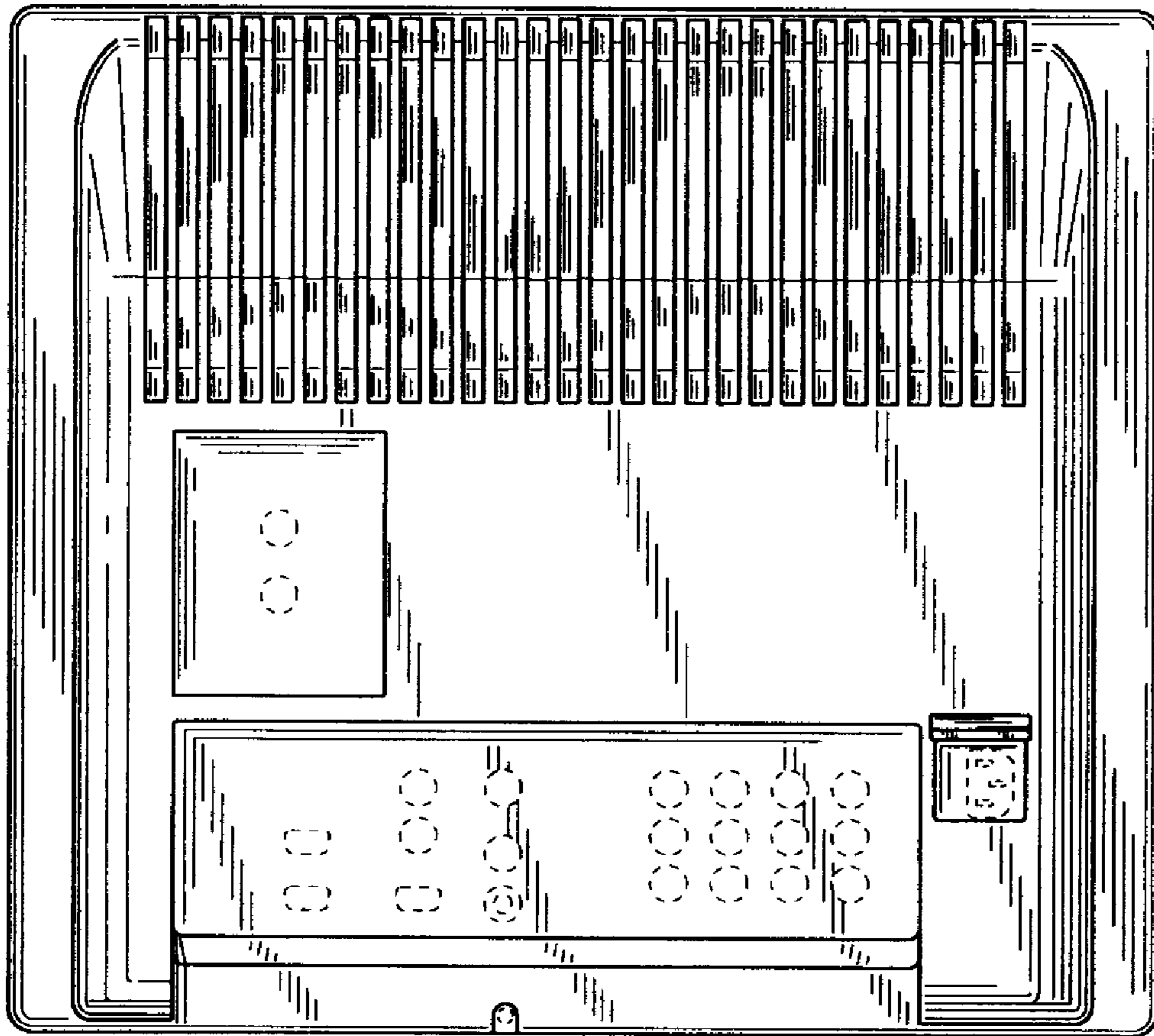



FIG. 3



**FIG. 4**




FIG. 5




FIG. 6

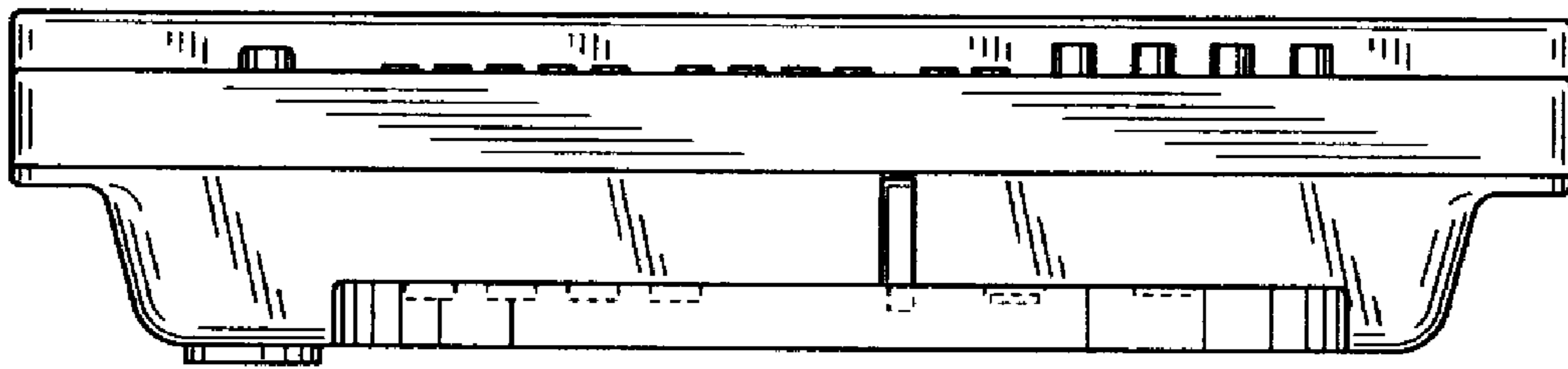


FIG. 7