



US00D514099S

(12) **United States Design Patent** (10) **Patent No.:** **US D514,099 S**  
**Kurokawa et al.** (45) **Date of Patent:** **\*\* Jan. 31, 2006**

(54) **ELECTRONIC COMPUTER**

FOREIGN PATENT DOCUMENTS

(75) Inventors: **Tadashi Kurokawa**, Setagaya-ku (JP);  
**Manabu Tago**, Yokohama (JP)

JP	1025023-1	8/2000
JP	1145577	7/2002

(73) Assignee: **Kabushiki Kaisha Toshiba** (JP)

OTHER PUBLICATIONS

(\*\*) Term: **14 Years**

Mebius, Sharp PC-SV1-7DD, dated Nov. 2003.

\* cited by examiner

(21) Appl. No.: **29/211,242**

*Primary Examiner*—Freda S. Nunn

(22) Filed: **Aug. 13, 2004**

(74) *Attorney, Agent, or Firm*—Banner & Witcoff, Ltd.

(30) **Foreign Application Priority Data**

(57) **CLAIM**

Jul. 12, 2004 (JP) ..... 2004-020906

The ornamental design for an electronic computer, as shown and described.

(51) **LOC (8) Cl.** ..... **14-02**

**DESCRIPTION**

(52) **U.S. Cl.** ..... **D14/318**

(58) **Field of Classification Search** ..... D14/315-327;  
D18/1, 2, 7, 11; 235/145 A, 145 R; 341/22,  
341/23; 400/486, 489; 345/104, 156, 168,  
345/169, 173; 361/680-686, 690-696

FIG. 1 is a reduced top, front and right side perspective view of an electronic computer showing our new design.

FIG. 2 is a front elevational view thereof,

FIG. 3 is a rear elevational view thereof,

FIG. 4 is a left side elevational view thereof,

FIG. 5 is a right side elevational view thereof,

FIG. 6 is a top plan view thereof,

FIG. 7 is a bottom plan view thereof,

FIG. 8 is a front elevational view showing the article in a closed position thereof,

FIG. 9 is a right side elevational view showing the article in the closed position thereof; and,

FIG. 10 is a top plan view showing the article in the closed position thereof.

See application file for complete search history.

(56) **References Cited**

U.S. PATENT DOCUMENTS

6,067,224 A	*	5/2000	Nobuchi	.....	361/683
D476,326 S	*	6/2003	Tanimura	.....	D14/318
D479,841 S		9/2003	Tago et al.		
D488,808 S	*	4/2004	Kamegi	.....	D14/318
D488,809 S	*	4/2004	Kamegi	.....	D14/318
D494,162 S		8/2004	Kondo		
D494,580 S		8/2004	Kondo		
D495,691 S		9/2004	Takada et al.		

**1 Claim, 5 Drawing Sheets**

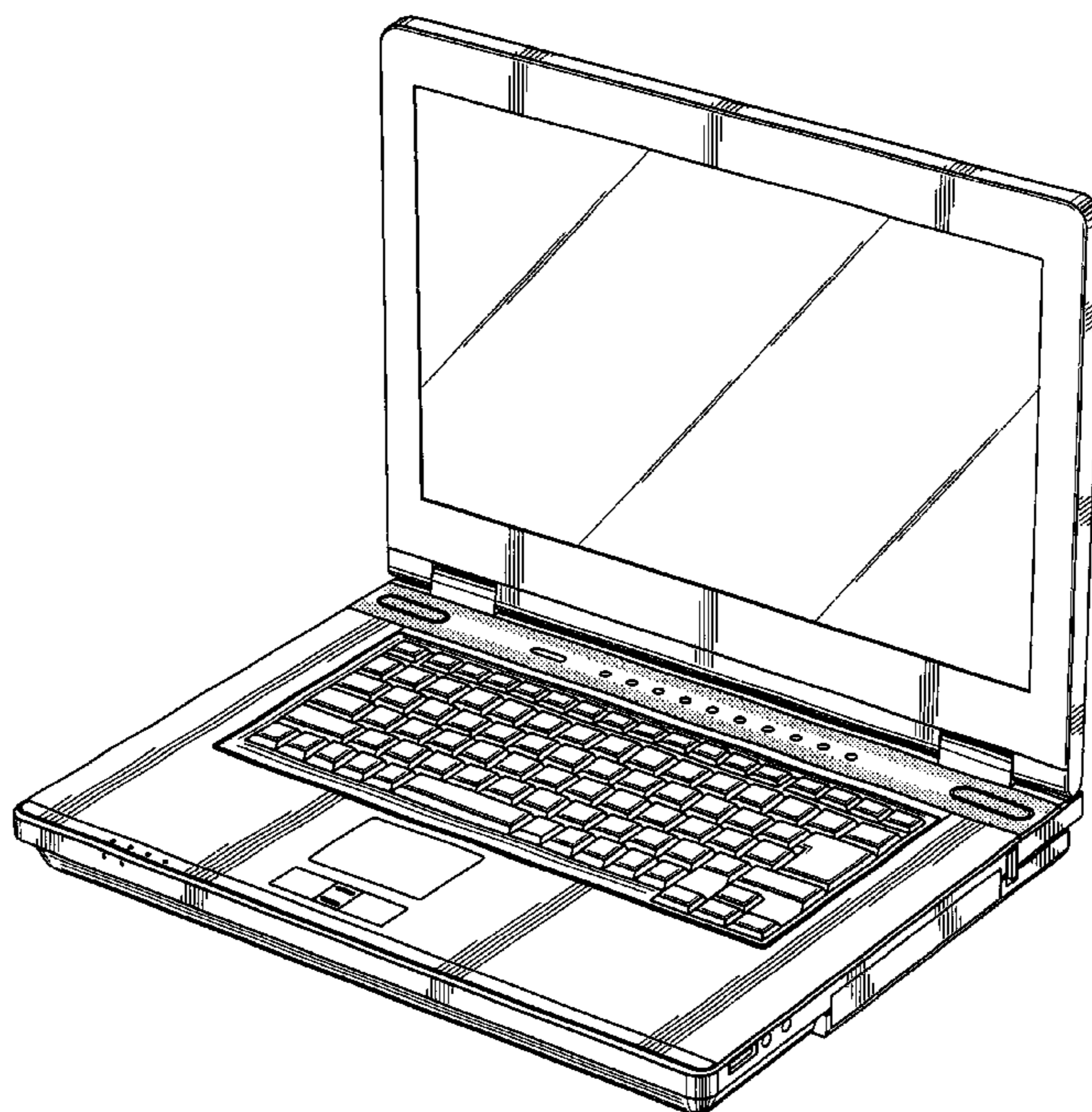


FIG. 1

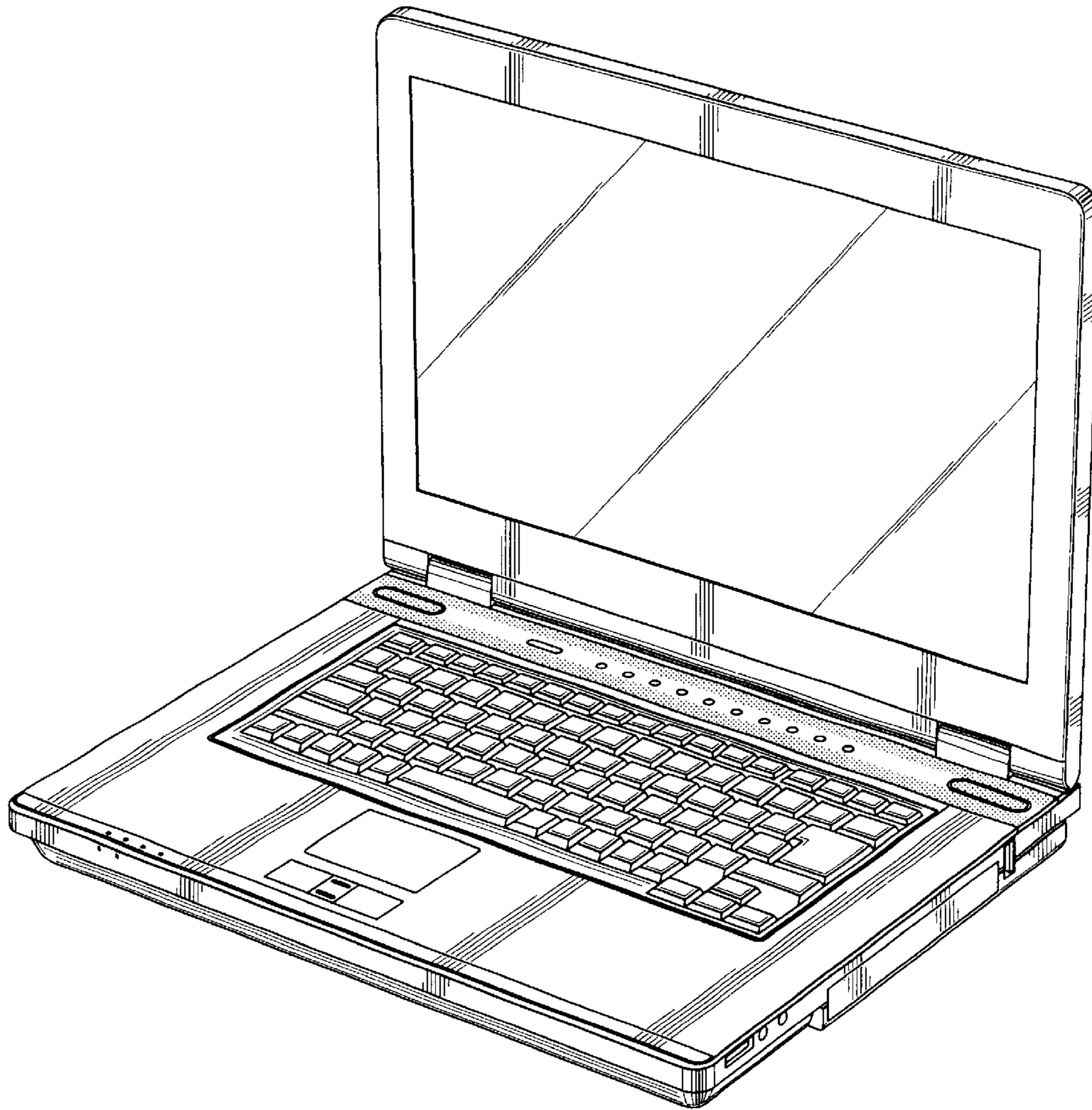


FIG. 2

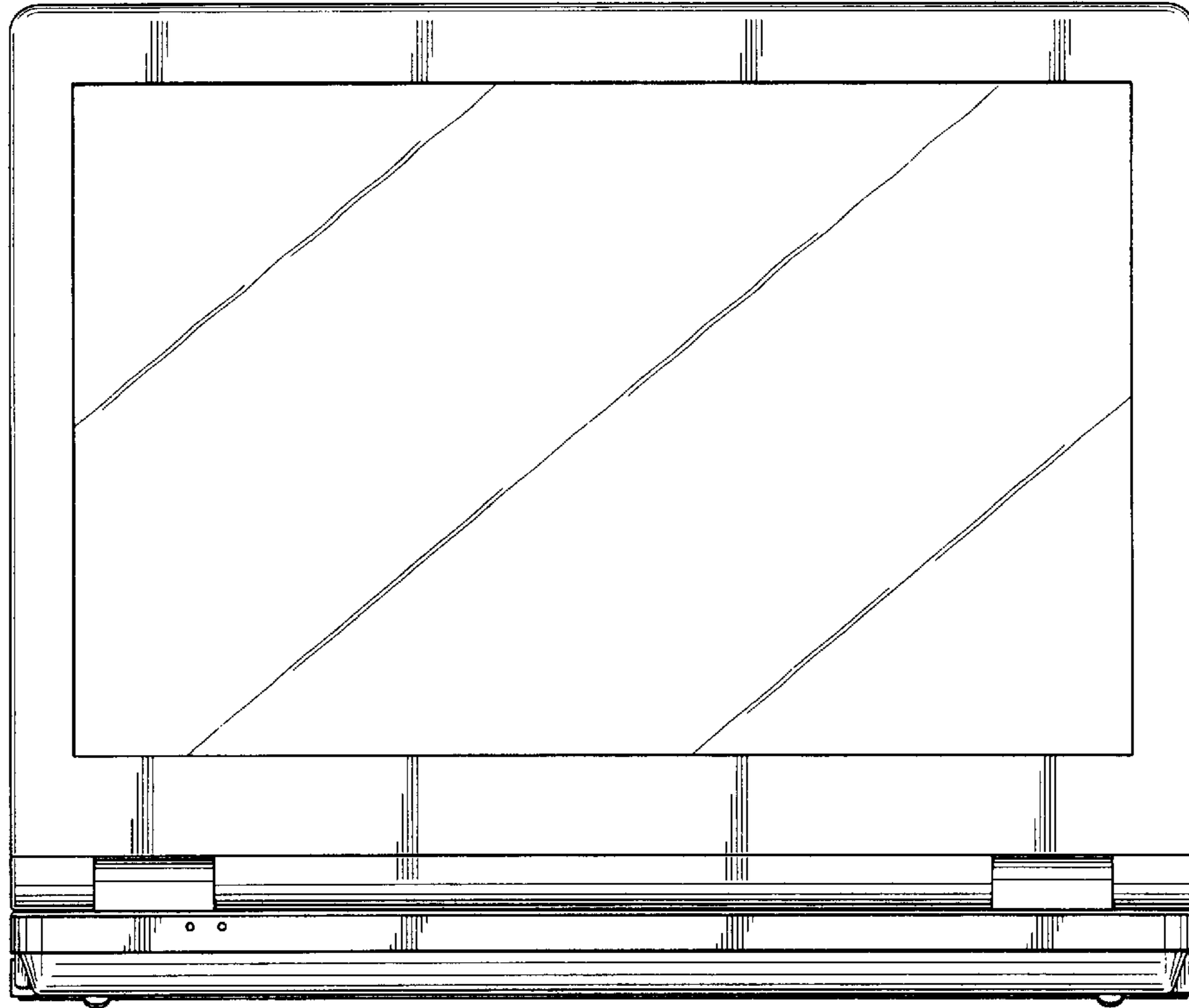


FIG. 3




FIG. 4




FIG. 5






FIG. 6

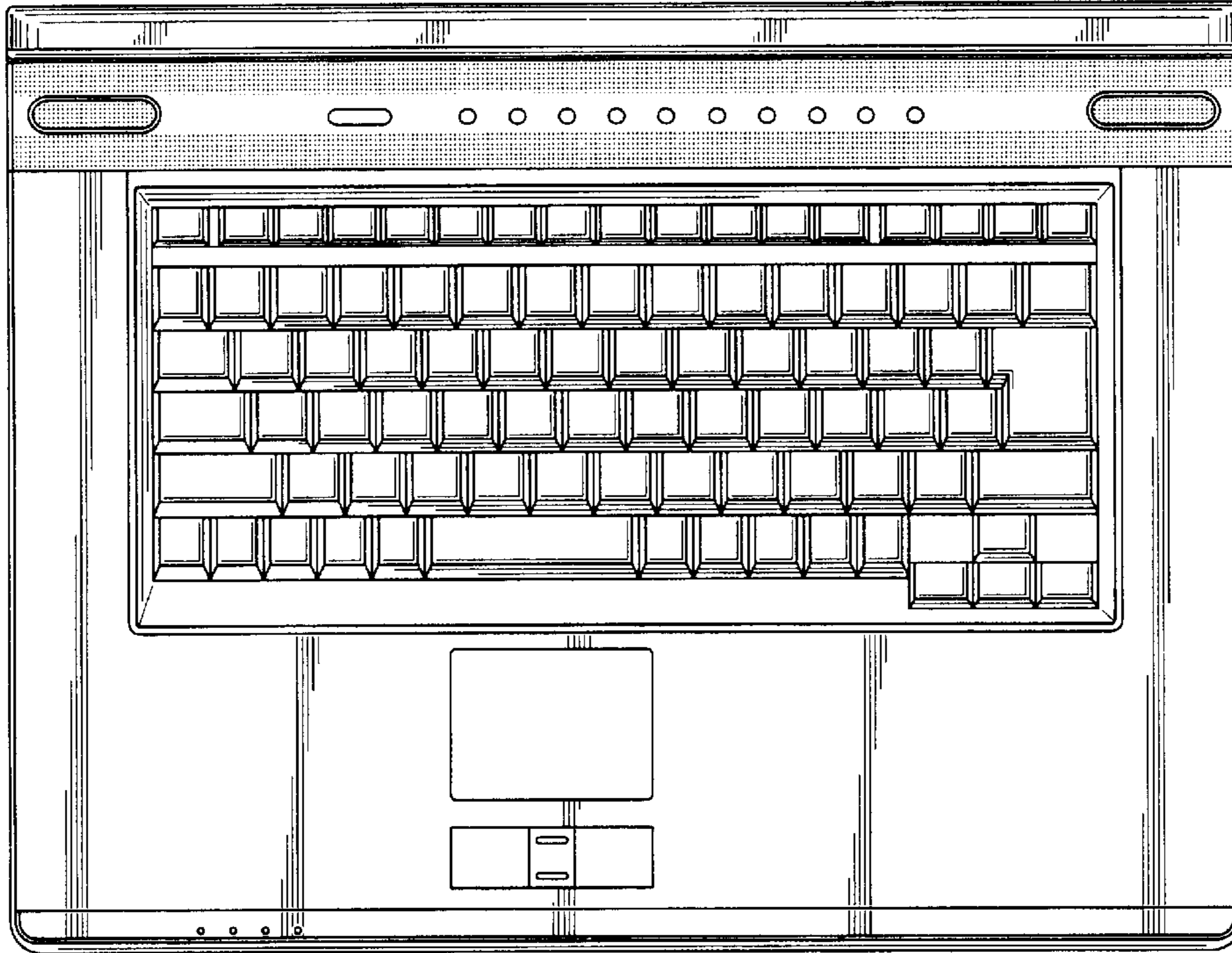


FIG. 7



FIG. 8




FIG. 9

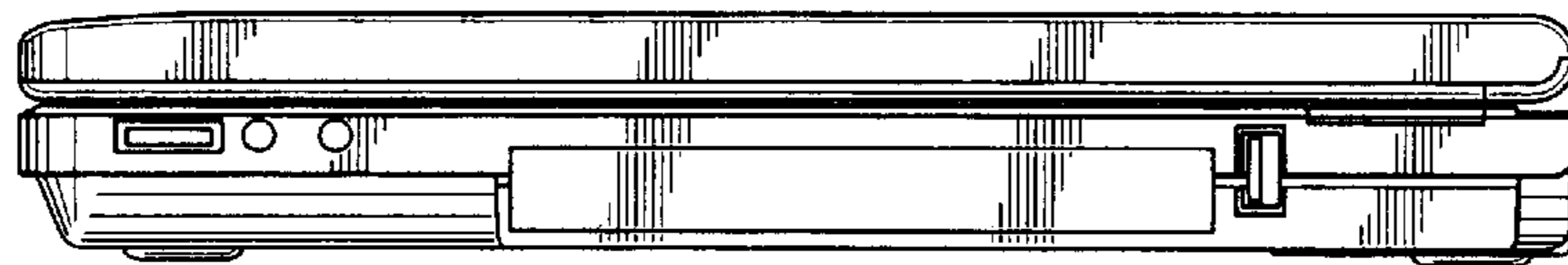


FIG. 10

