



US00D514094S

(12) **United States Design Patent**  
**Griffin**

(10) **Patent No.:** **US D514,094 S**  
(45) **Date of Patent:** **\*\* Jan. 31, 2006**

(54) **EARPIECE ADAPTOR FOR AN EARPHONE OR A HEADPHONE**

(76) Inventor: **Paul Griffin**, 2846 Polo Club Rd.,  
Nashville, TN (US) 37221

(\*\*) Term: **14 Years**

(21) Appl. No.: **29/218,717**

(22) Filed: **Dec. 7, 2004**

(51) **LOC (8) Cl.** ..... **14-01**

(52) **U.S. Cl.** ..... **D14/223**

(58) **Field of Classification Search** ..... D14/205,  
D14/206, 223, 192, 242; D24/106, 174; 181/128-130,  
181/135; 379/430, 450; 381/322, 328, 370,  
381/380, 385; 128/864-865; D8/382, 385;  
D21/484, 488

See application file for complete search history.

(56) **References Cited**

**U.S. PATENT DOCUMENTS**

2,325,590	A	*	7/1943	Carlisle et al.	.....	381/328
3,539,031	A	*	11/1970	Scanlon	.....	181/129
D227,476	S	*	6/1973	Kennedy	.....	D14/242
4,055,233	A	*	10/1977	Huntress	.....	181/135

D272,946	S	*	3/1984	Scanlon	.....	D24/106
4,905,276	A	*	2/1990	Catey et al.	.....	379/450
D377,796	S	*	2/1997	Hayashi	.....	D14/206
D405,528	S	*	2/1999	Shennib et al.	.....	D24/174
D468,301	S	*	1/2003	Fushimi	.....	D14/223
6,830,124	B2	*	12/2004	Chiang	.....	181/135

\* cited by examiner

*Primary Examiner*—Paula A. Greene

(74) *Attorney, Agent, or Firm*—Michael E. McKee

(57) **CLAIM**

The ornamental design for an earpiece adaptor for an ear-  
phone or a headphone, as shown and described.

**DESCRIPTION**

FIG. 1 is a perspective view of an earpiece adaptor showing  
my new design;  
FIG. 2 is top view thereof, the bottom view being a mirror  
image;  
FIG. 3 is a front elevational view thereof;  
FIG. 4 is a back elevational view thereof; and,  
FIG. 5 is a right side elevational view thereof, the left side  
elevational view thereof being a mirror image.

**1 Claim, 2 Drawing Sheets**

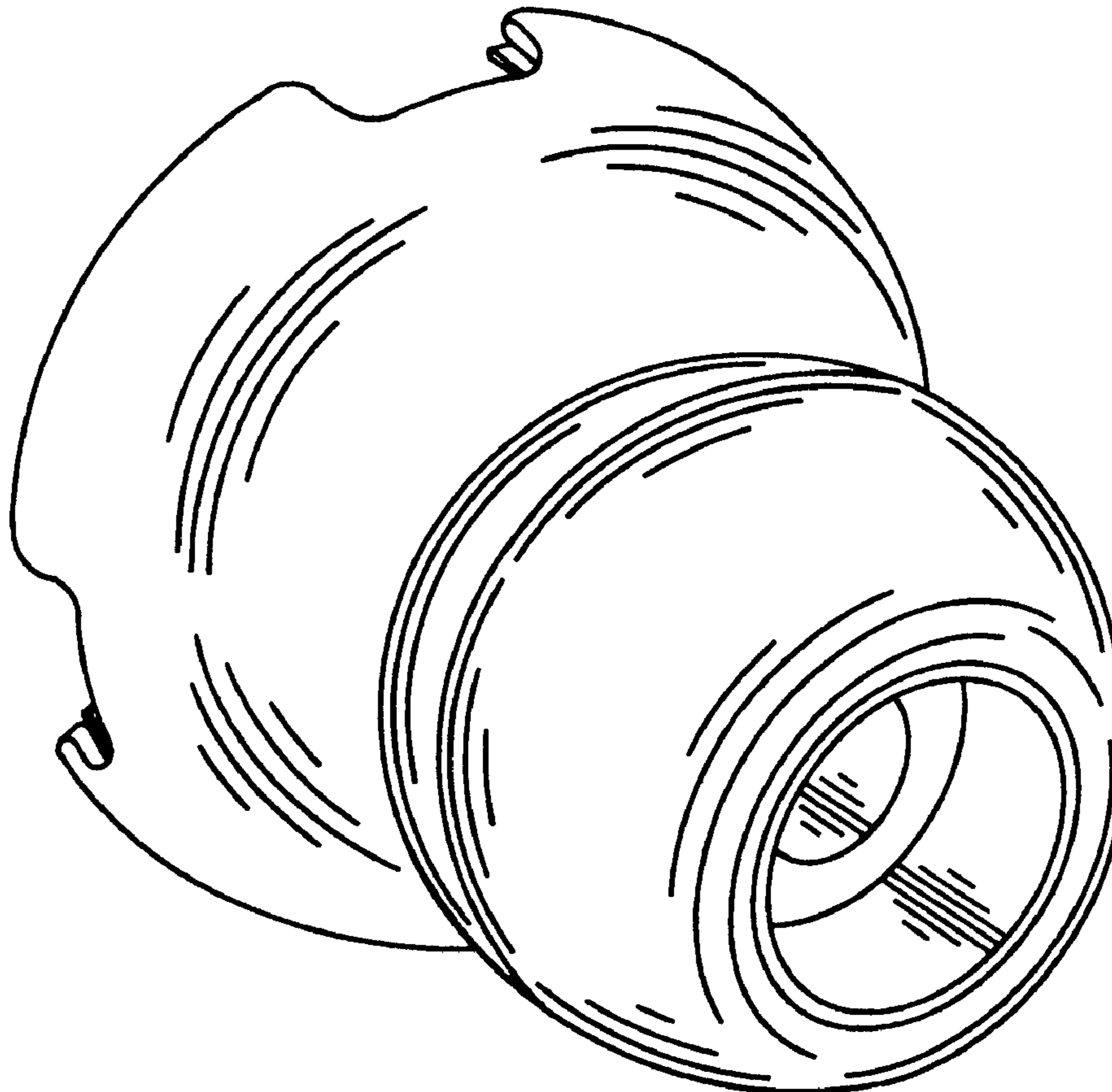


FIG. 1

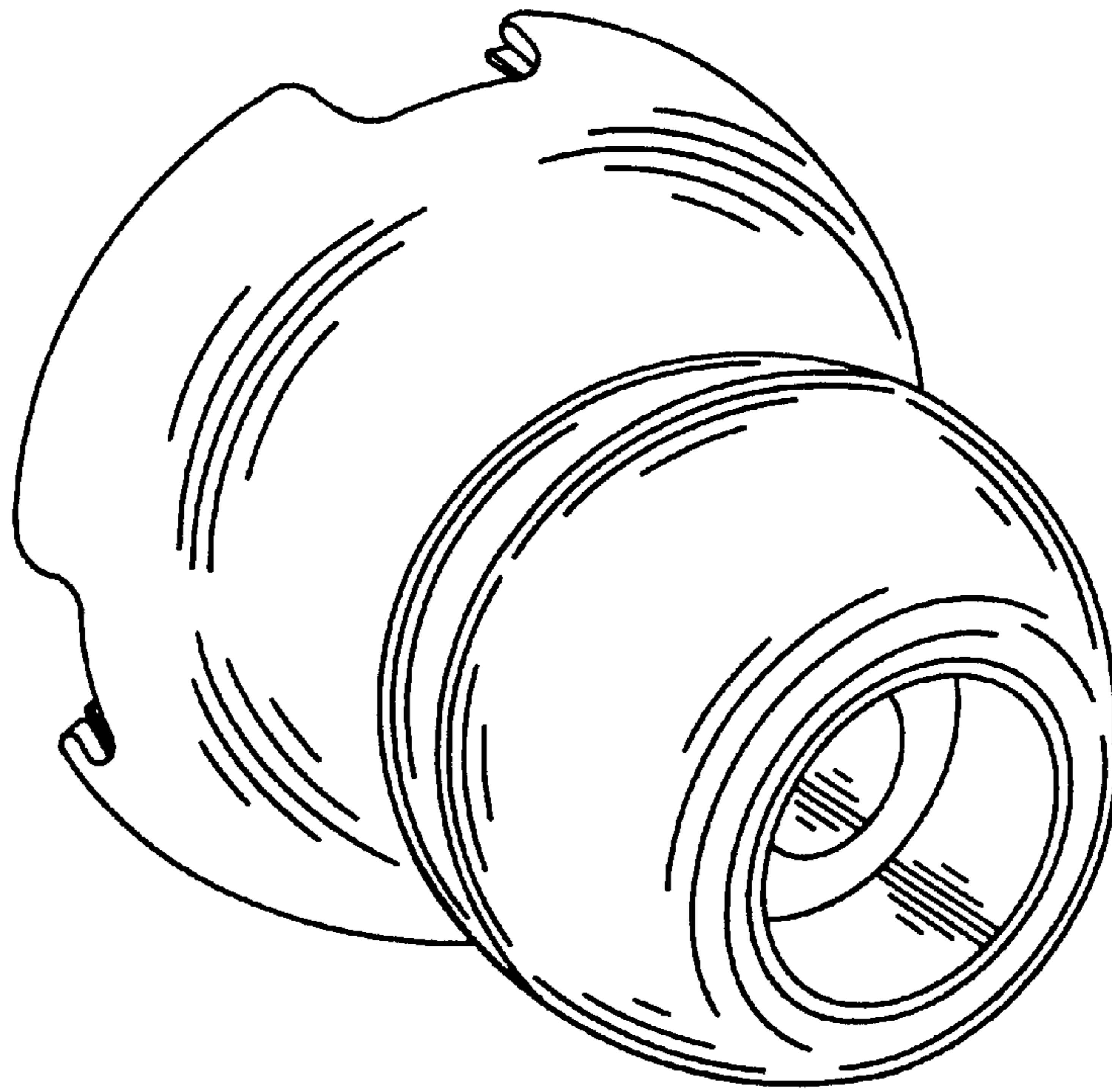


FIG. 2

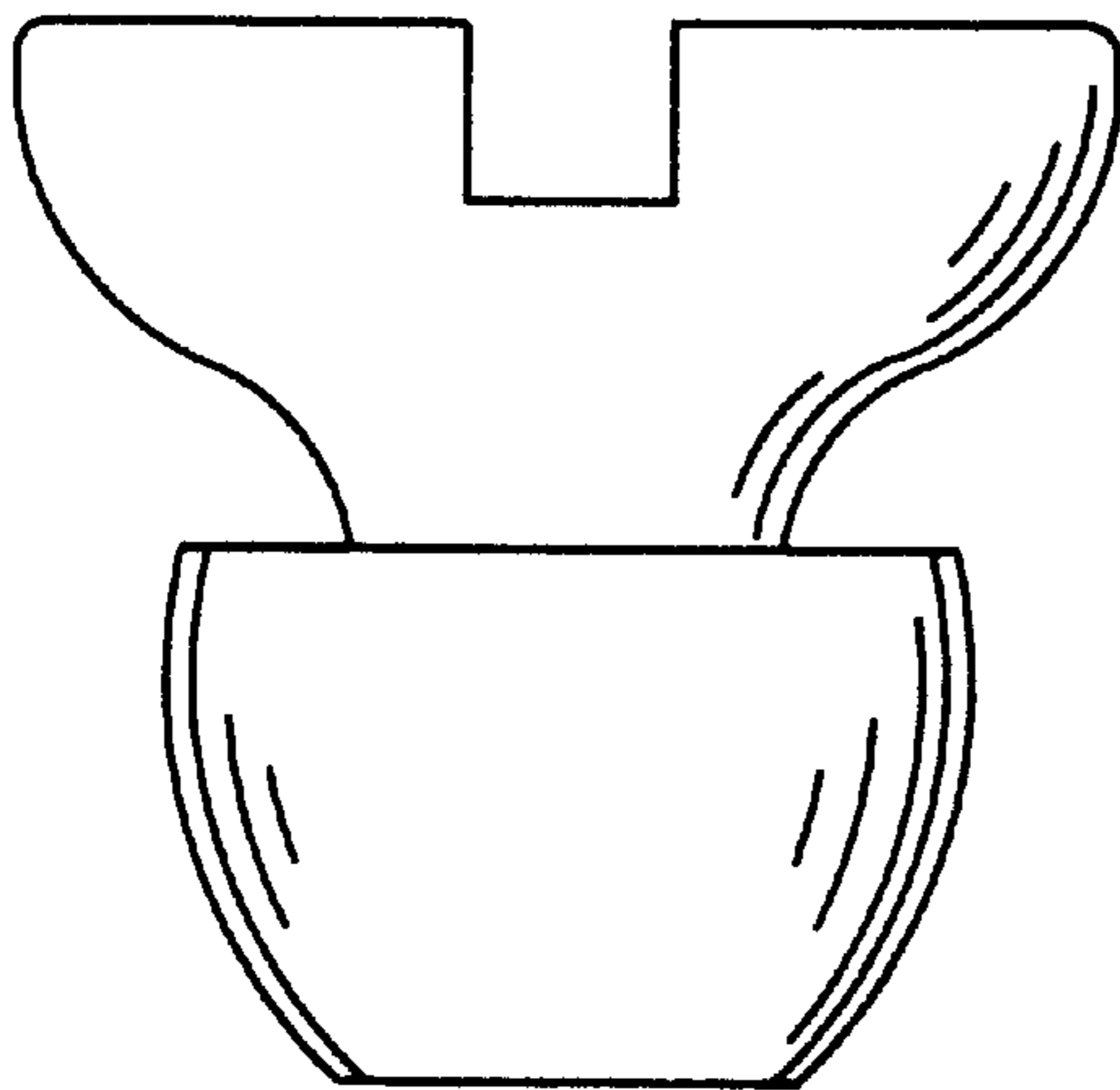
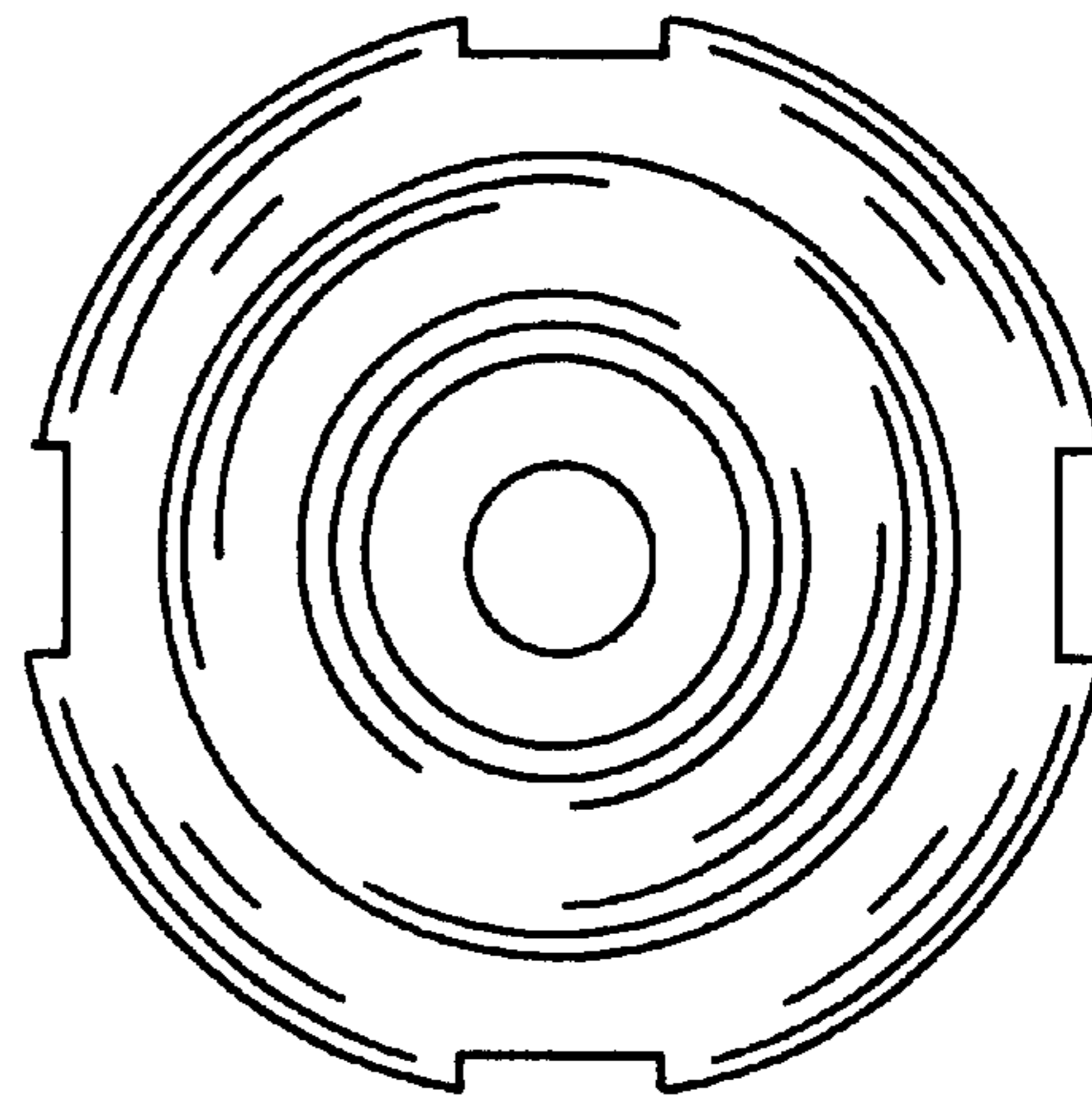
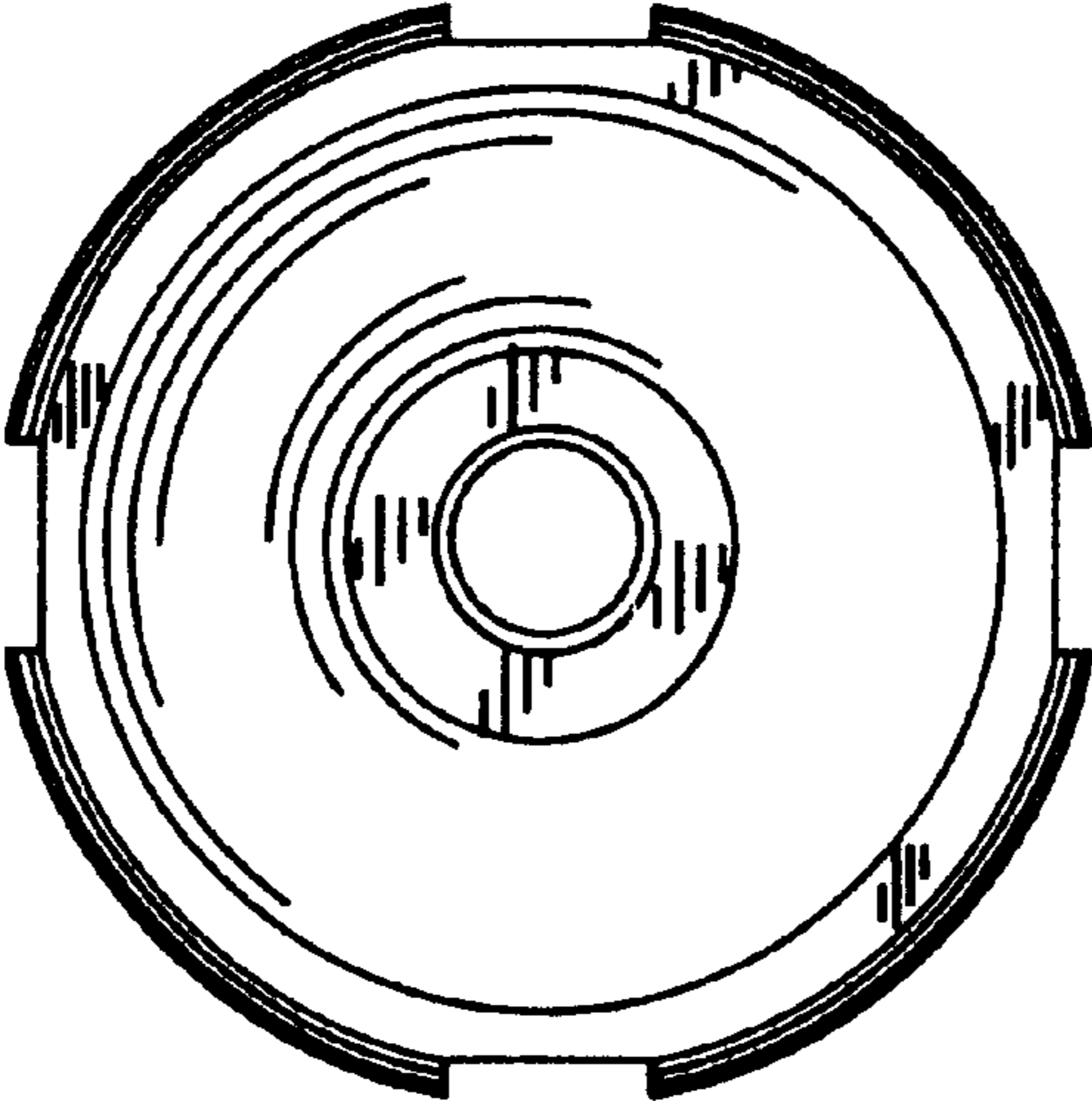


FIG. 3



**FIG. 4**



**FIG.5**

