



US00D514090S

(12) **United States Design Patent**  
**Carbone et al.**

(10) **Patent No.:** **US D514,090 S**  
(45) **Date of Patent:** **\*\* Jan. 31, 2006**

(54) **SOUND SYSTEM FOR PORTABLE MUSIC  
PLAYER**

D369,356 S \* 4/1996 Olson ..... D14/214  
D482,344 S \* 11/2003 Green ..... D14/214

(75) Inventors: **Richard J. Carbone**, Sterling, MA  
(US); **Gustavo L. Fontana**,  
Framingham, MA (US)

\* cited by examiner

*Primary Examiner*—Nanda Bondade

(74) *Attorney, Agent, or Firm*—Fish & Richardson P.C.

(73) Assignee: **Bose Corporation**, Framingham, MA  
(US)

(57) **CLAIM**

The ornamental design for a sound system for portable  
music player, substantially as shown and described.

(\*\*) Term: **14 Years**

**DESCRIPTION**

(21) Appl. No.: **29/208,492**

FIG. 1 is an isometric view of the sound system for portable  
music player;

(22) Filed: **Jun. 29, 2004**

FIG. 2 is a front view of the sound system for portable music  
player;

(51) **LOC (8) Cl.** ..... **14-01**

(52) **U.S. Cl.** ..... **D14/214; D14/168**

(58) **Field of Classification Search** ..... D14/204,  
D14/207, 209–216, 356; 181/143–144, 147–148,  
181/150, 157, 198–199, 151, 153; 381/300–302,  
381/306, 333, 345, 361–364, 386–388, 332,  
381/336

FIG. 3 is a back view of the sound system for portable music  
player;

FIG. 4 is a left side view of the sound system for portable  
music player;

FIG. 5 is a right side view of the sound system for portable  
music player;

See application file for complete search history.

FIG. 6 is a top view of the sound system for portable music  
player; and,

FIG. 7 is a bottom view of the sound system for portable  
music player.


The broken line showing on the drawings is for illustrative  
purposes only and forms no part of the claimed design.

(56) **References Cited**

**U.S. PATENT DOCUMENTS**

D188,326 S \* 7/1960 Levy et al. .... D14/214  
3,143,182 A \* 8/1964 Sears et al. .... 181/153  
3,194,339 A \* 7/1965 Pawlowski ..... 181/146

**1 Claim, 4 Drawing Sheets**






FIG. 1

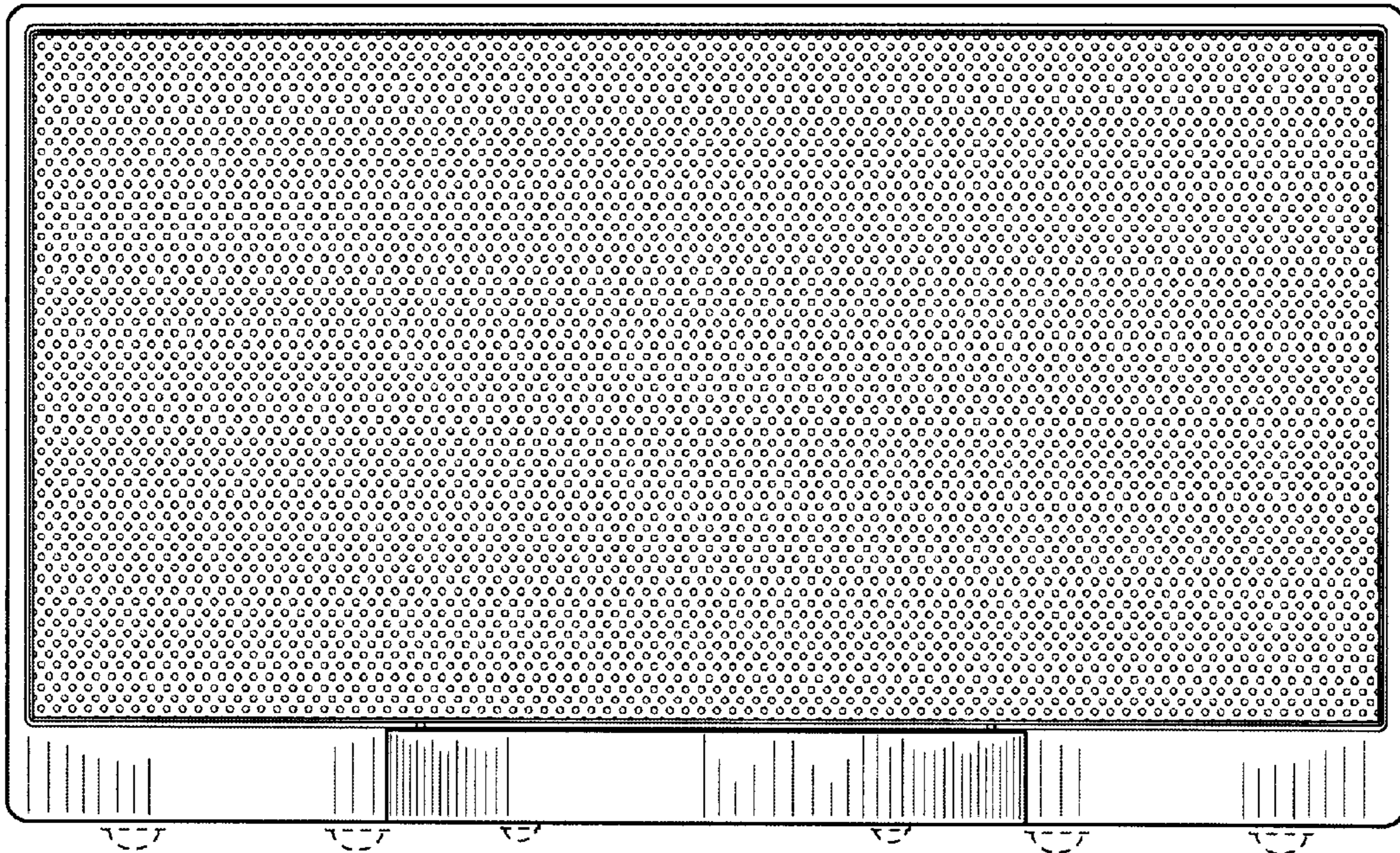


FIG. 2

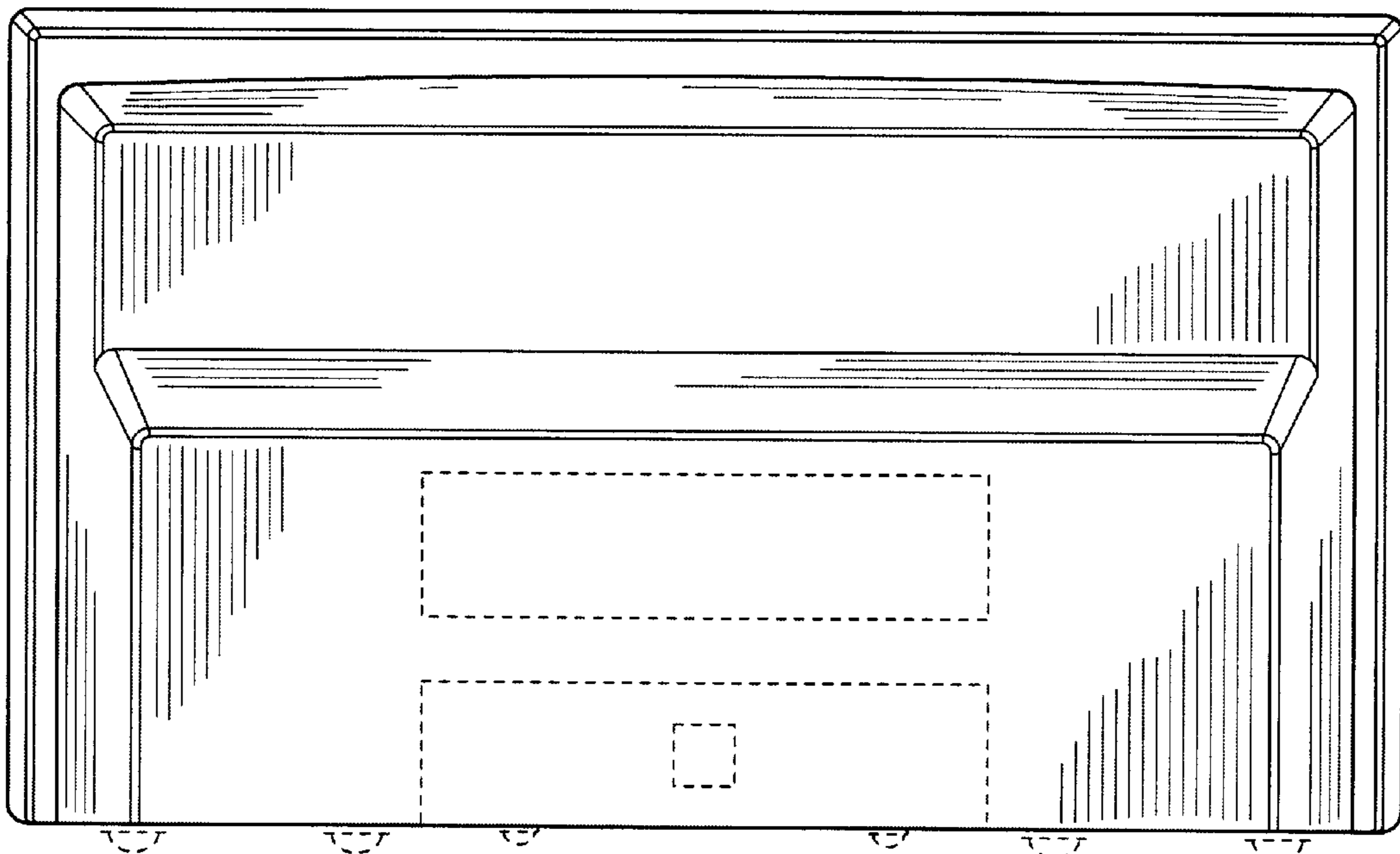


FIG. 3

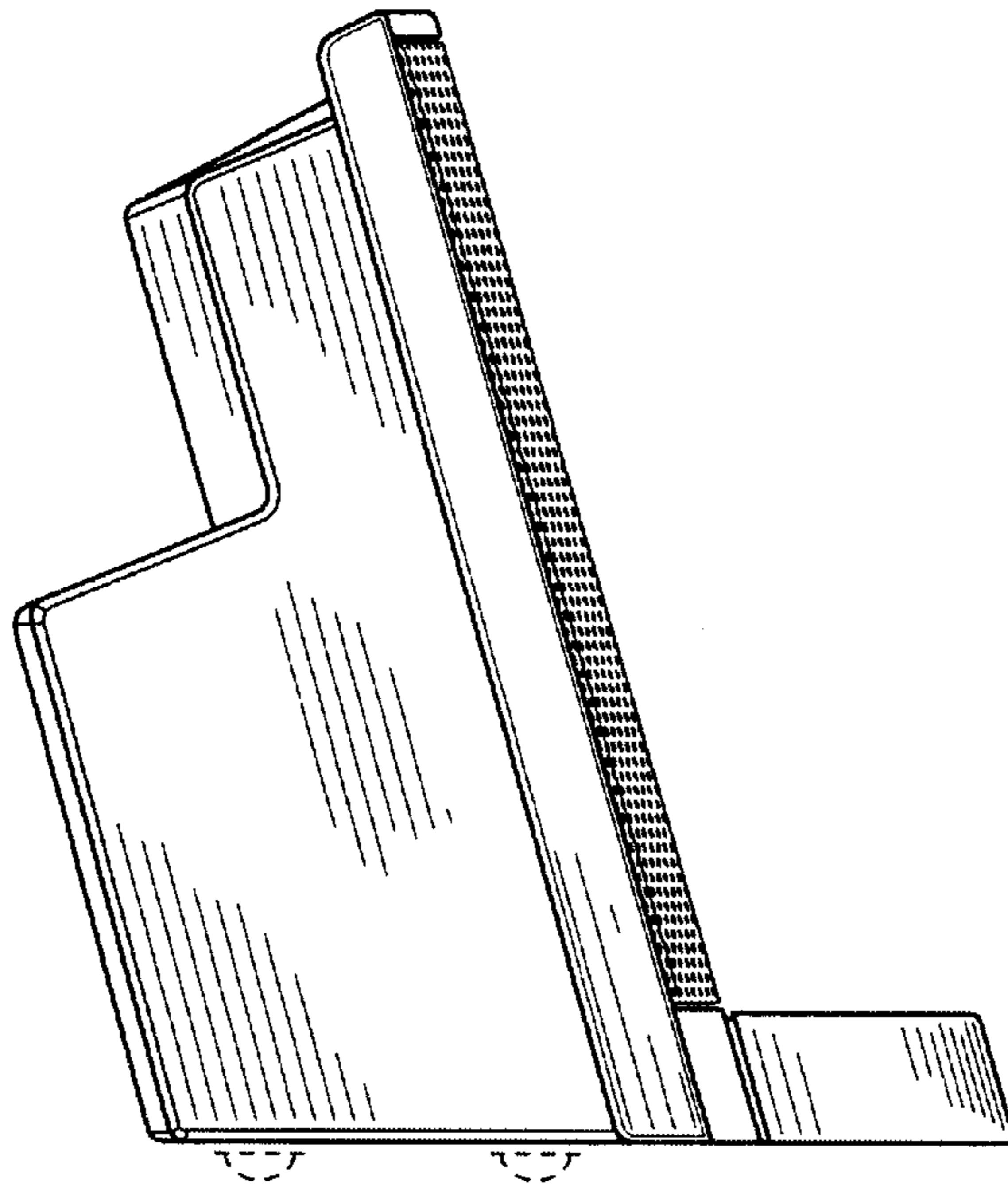


FIG. 4

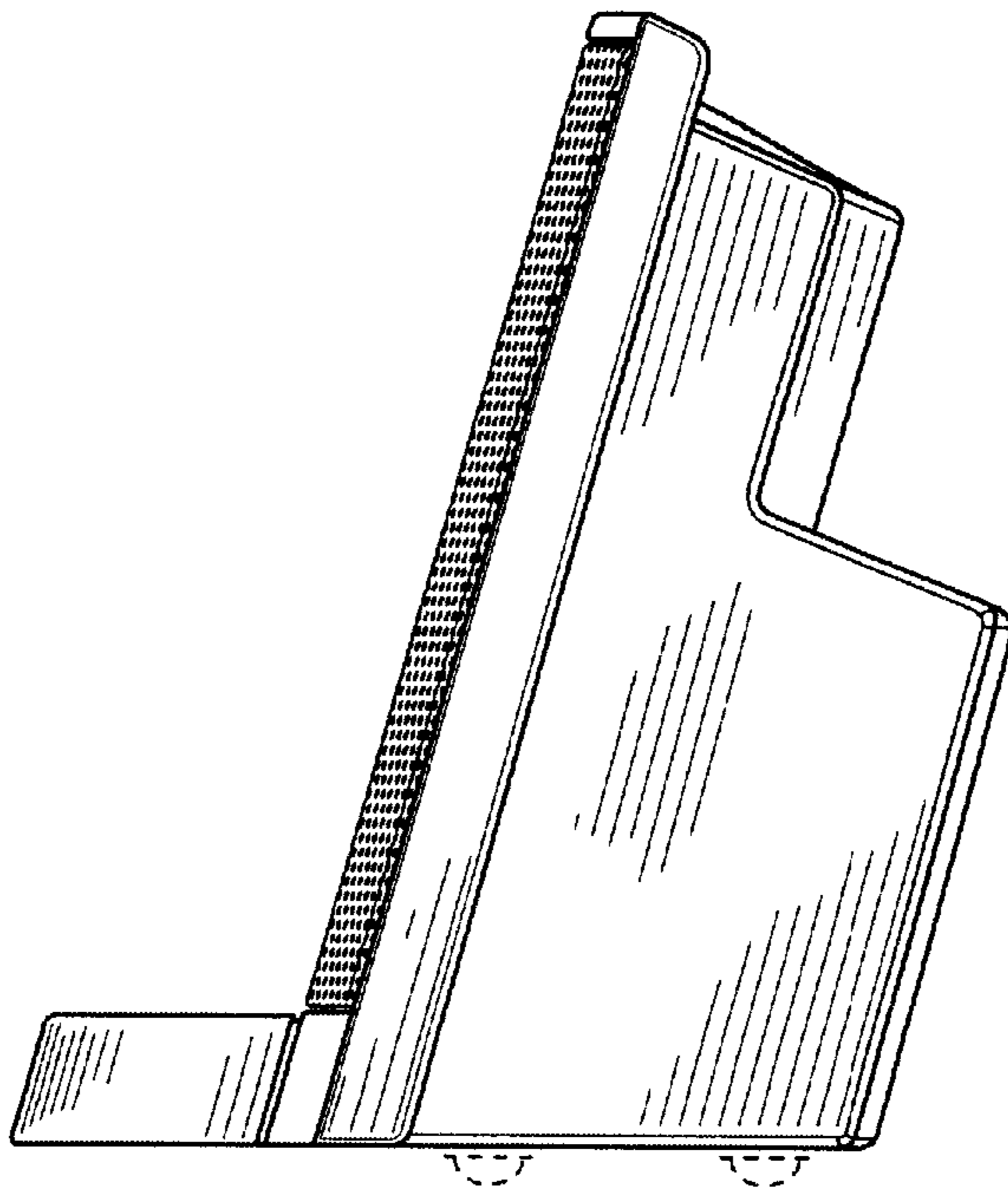


FIG. 5

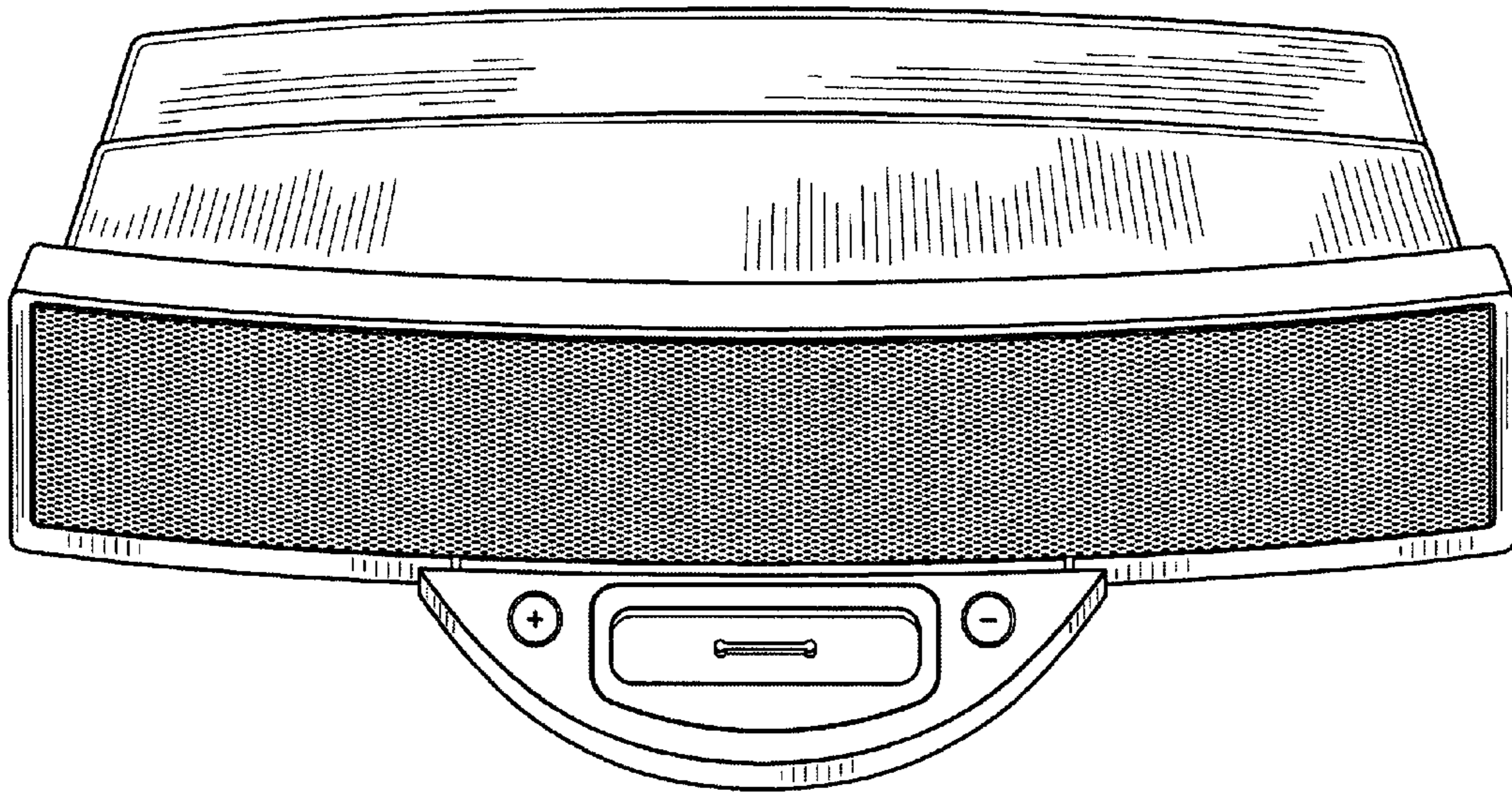


FIG. 6




FIG. 7