



US00D514079S

(12) **United States Design Patent**  
**Lai**

(10) **Patent No.:** **US D514,079 S**  
(45) **Date of Patent:** **\*\* Jan. 31, 2006**

(54) **CELLULAR PHONE**  
(75) **Inventor:** **Cheng-Yang Lai, Taipei (TW)**  
(73) **Assignee:** **Arima Communication Corporation, Taipei (TW)**  
(\*\*) **Term:** **14 Years**

D497,892 S	*	11/2004	Peng	.....	D14/138
D500,992 S	*	1/2005	Shen et al.	.....	D14/138
D502,157 S	*	2/2005	Kim et al.	.....	D14/138
D502,455 S	*	3/2005	Brandis et al.	.....	D14/138
D502,933 S	*	3/2005	Munstermann	.....	D14/138
D503,163 S	*	3/2005	Chan et al.	.....	D14/138
D504,879 S	*	5/2005	Moss	.....	D14/138
D505,932 S	*	6/2005	Eckholm et al.	.....	D14/138
D505,934 S	*	6/2005	Gonser	.....	D14/138

(21) **Appl. No.:** **29/215,696**  
(22) **Filed:** **Oct. 25, 2004**  
(51) **LOC (8) Cl. .... 14-03**  
(52) **U.S. Cl. .... D14/138**  
(58) **Field of Classification Search** ..... D14/137,  
D14/138, 147-148, 247-248, 144, 341-347;  
379/433.01-433.13, 434; 455/575.1, 566,  
455/556.1; D21/517  
See application file for complete search history.

**FOREIGN PATENT DOCUMENTS**

WO	DM/055620	*	4/2001
WO	DM/065946	*	9/2004
WO	DM/066301	*	12/2004

\* cited by examiner

*Primary Examiner*—Jeffrey Asch

(57) **CLAIM**

The ornamental design for a cellular phone, as shown and described.

(56) **References Cited**

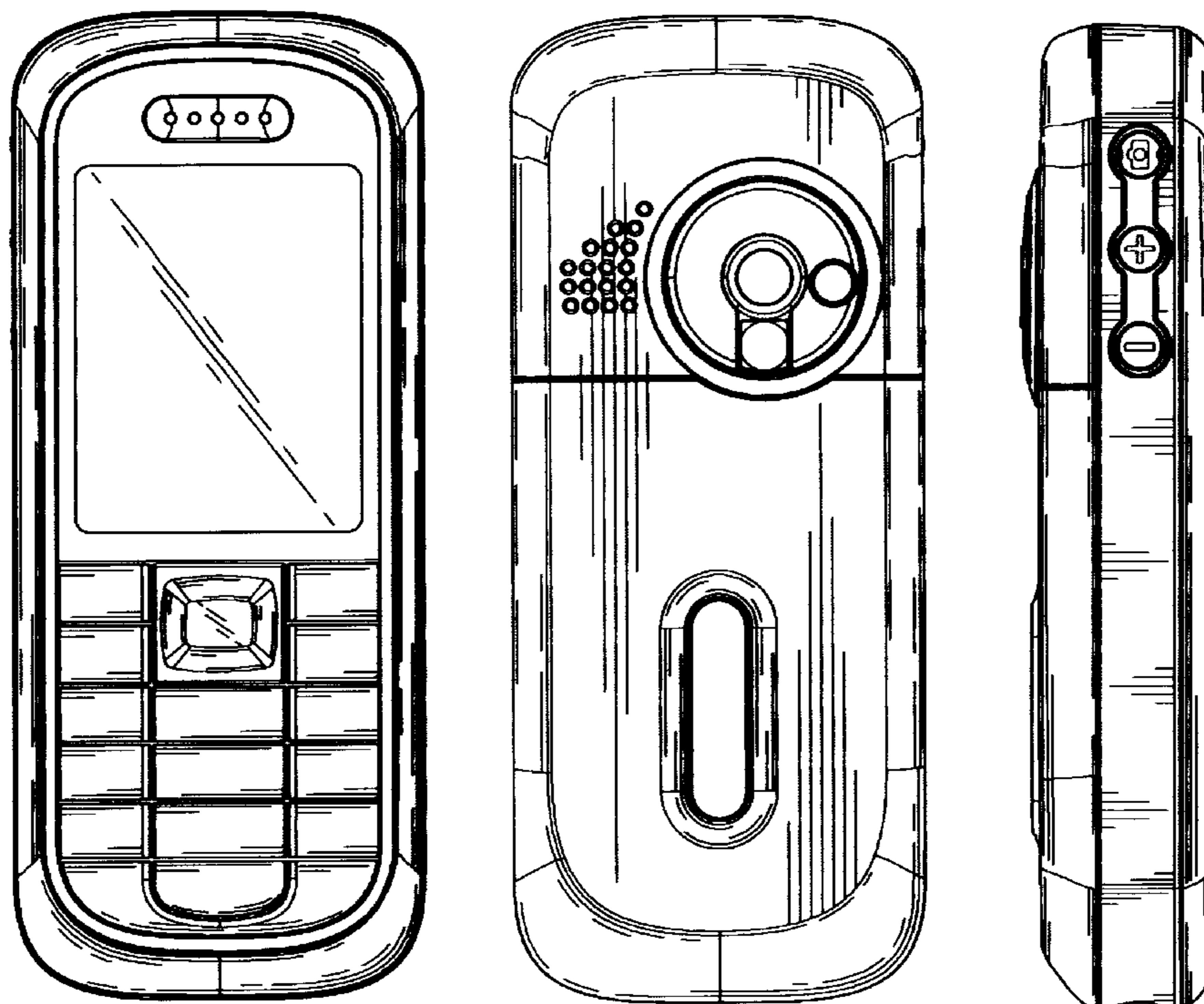
**U.S. PATENT DOCUMENTS**

D479,514 S	*	9/2003	Chan	.....	D14/138
D484,475 S	*	12/2003	Sheu	.....	D14/138
D484,865 S	*	1/2004	Arbisi	.....	D14/138
D488,789 S	*	4/2004	Lee	.....	D14/138
D492,276 S	*	6/2004	Walliser et al.	.....	D14/138
D492,659 S	*	7/2004	Medeiros et al.	.....	D14/138
D492,660 S	*	7/2004	Kim et al.	.....	D14/138
D494,561 S	*	8/2004	Kagami et al.	.....	D14/138
D494,949 S	*	8/2004	Arnholt et al.	.....	D14/138
D494,950 S	*	8/2004	Keunecke	.....	D14/138
D496,641 S	*	9/2004	Seo	.....	D14/138

**DESCRIPTION**

FIG. 1 is a perspective view of a cellular phone showing my new design;  
FIG. 2 is a front view thereof;  
FIG. 3 is a rear view thereof;  
FIG. 4 is a left side view thereof;  
FIG. 5 is a right side view thereof;  
FIG. 6 is a top view thereof; and,  
FIG. 7 is a bottom view thereof.

**1 Claim, 5 Drawing Sheets**






FIG. 1




FIG. 2




FIG. 3

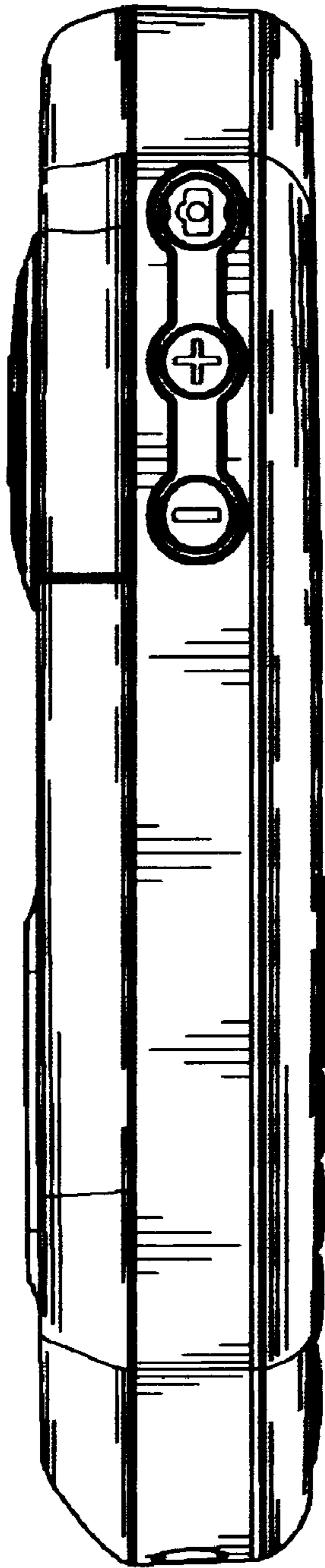


FIG. 4

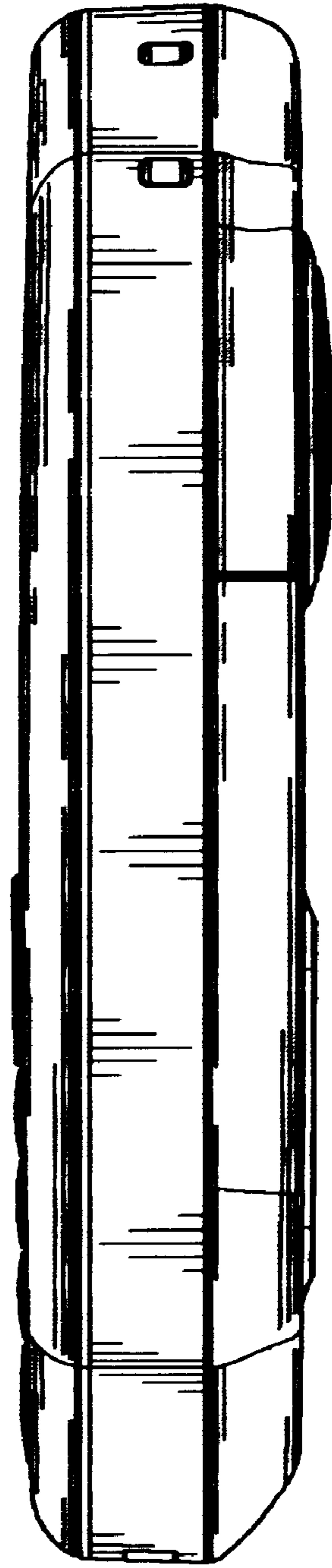


FIG. 5

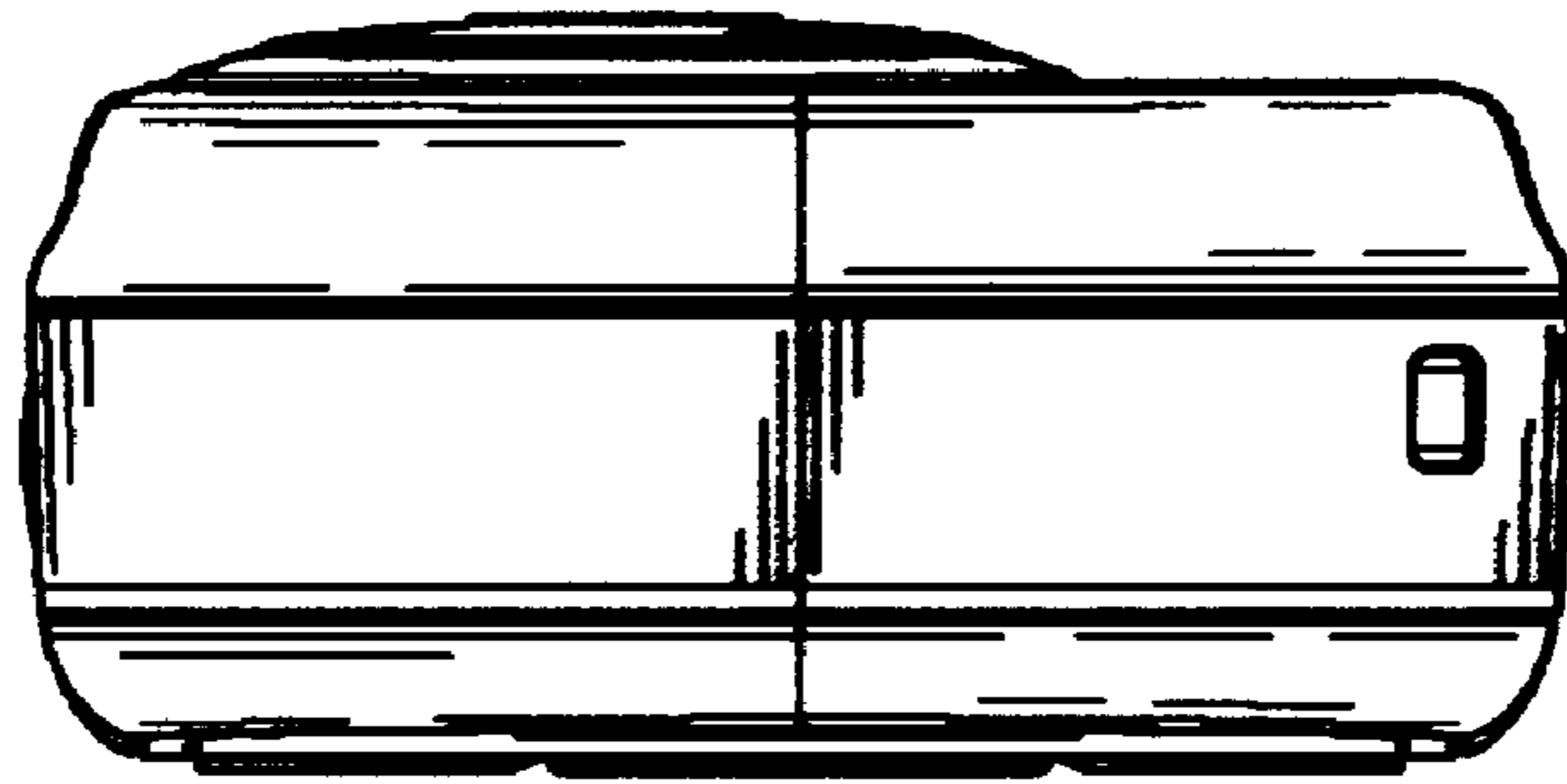


FIG. 6

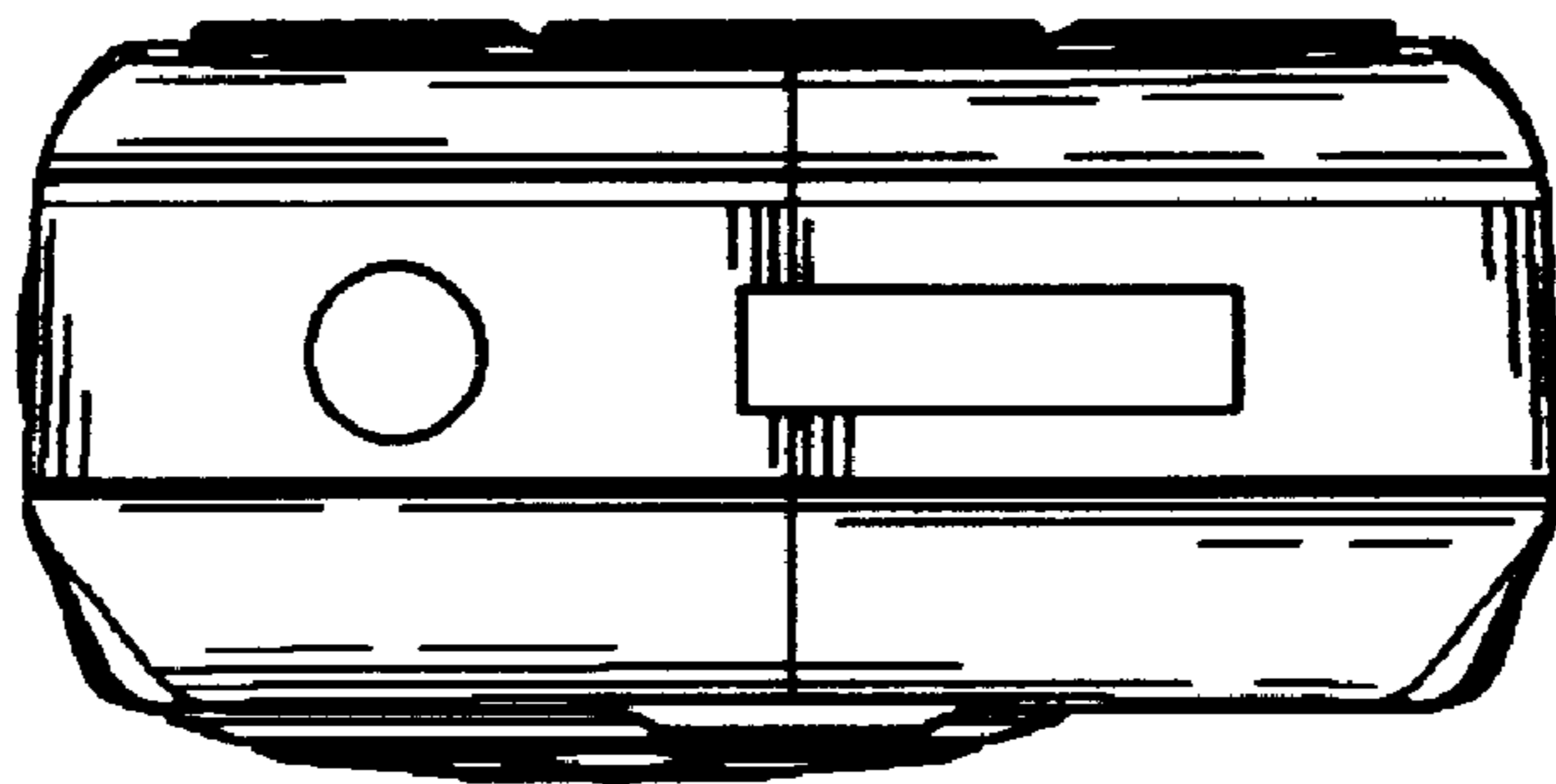


FIG. 7