



US00D514055S

(12) **United States Design Patent** (10) **Patent No.:** **US D514,055 S**
Hemenway (45) **Date of Patent:** **** Jan. 31, 2006**

(54) **UNDULATING ROOF FOR A VEHICLE**

(76) Inventor: **Thomas Hemenway**, 135 Ricci Ave., Walnut, CA (US) 91789

(**) Term: **14 Years**

(21) Appl. No.: **29/181,571**

(22) Filed: **May 13, 2003**

(51) **LOC (8) Cl.** **12-16**

(52) **U.S. Cl.** **D12/401**

(58) **Field of Classification Search** D12/400, D12/401, 404, 93, 99, 100; 296/37.8, 176, 296/171, 172, 185, 200; 188/5; 280/523
See application file for complete search history.

(56) **References Cited**

U.S. PATENT DOCUMENTS

- D262,872 S * 2/1982 Magrini D12/99
- D471,855 S * 3/2003 Shugar et al. D12/401
- 6,786,538 B1 * 9/2004 Turk et al. 296/216.01

* cited by examiner

Primary Examiner—Joel Sincavage
Assistant Examiner—Maurice Stevens

(74) *Attorney, Agent, or Firm*—Knobbe, Martens, Olson & Bear, LLP

(57) **CLAIM**

The ornamental design for an undulating roof for a vehicle, as shown and described herein.

DESCRIPTION

FIG. 1 is a perspective view of a vehicle with an undulating roof constructed in accordance with an embodiment of the present invention;

FIG. 2 is a side view of the vehicle with undulating roof of FIG. 1;


FIG. 3 is a top view of the vehicle with undulating roof of FIG. 1;

FIG. 4 is a front view of the vehicle with undulating roof of FIG. 1; and,

FIG. 5 is a back view of the vehicle with undulating roof of FIG. 1.

The broken line showing of features not related to the roof is for illustrative purposes only and forms no part of the claimed design.

1 Claim, 3 Drawing Sheets



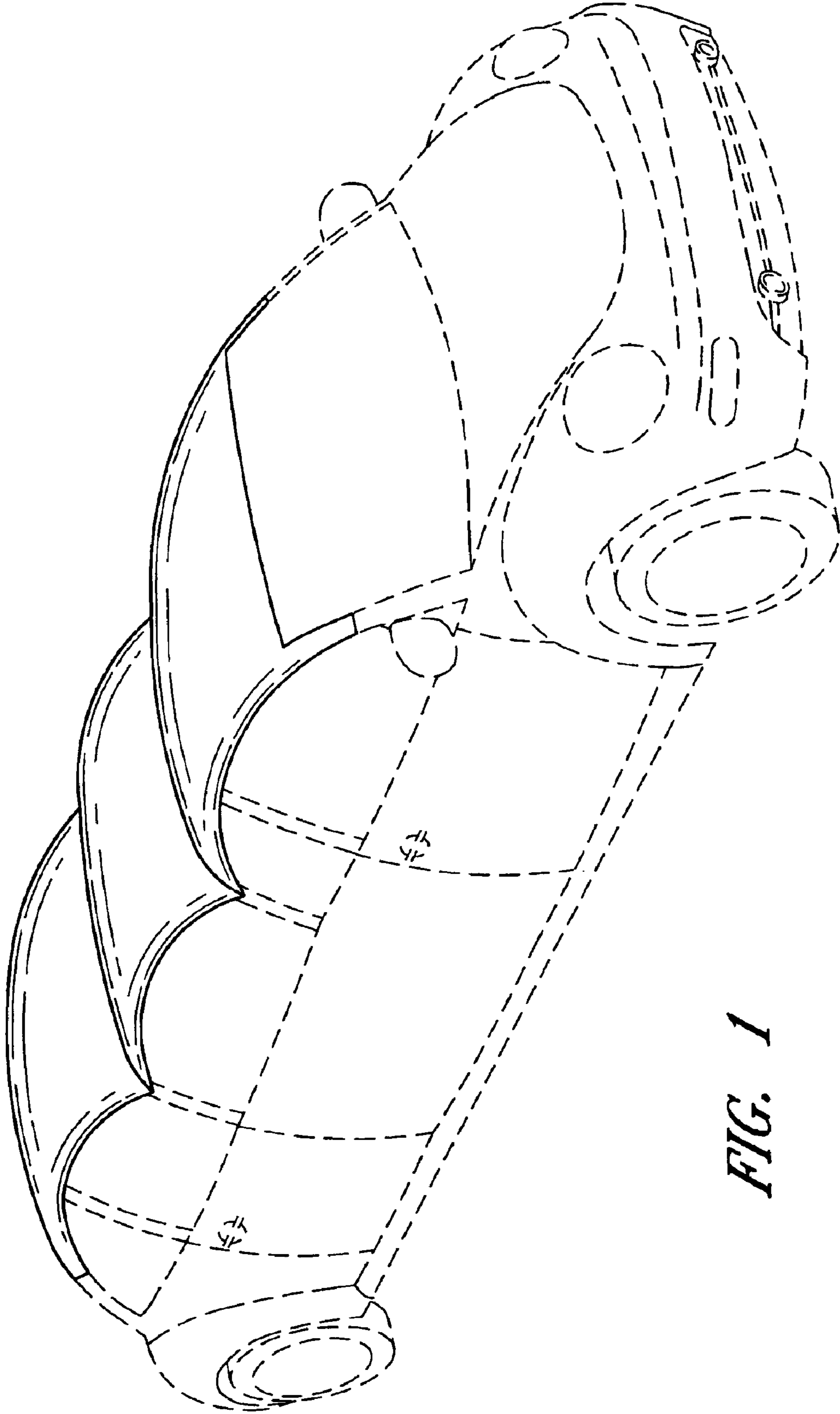


FIG. 1

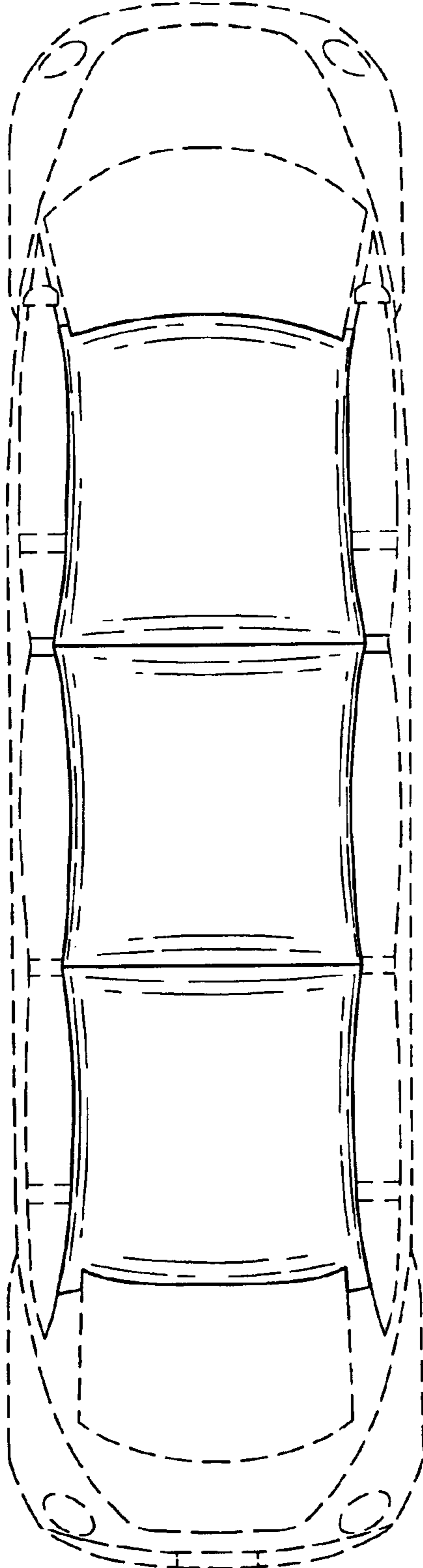


FIG. 3

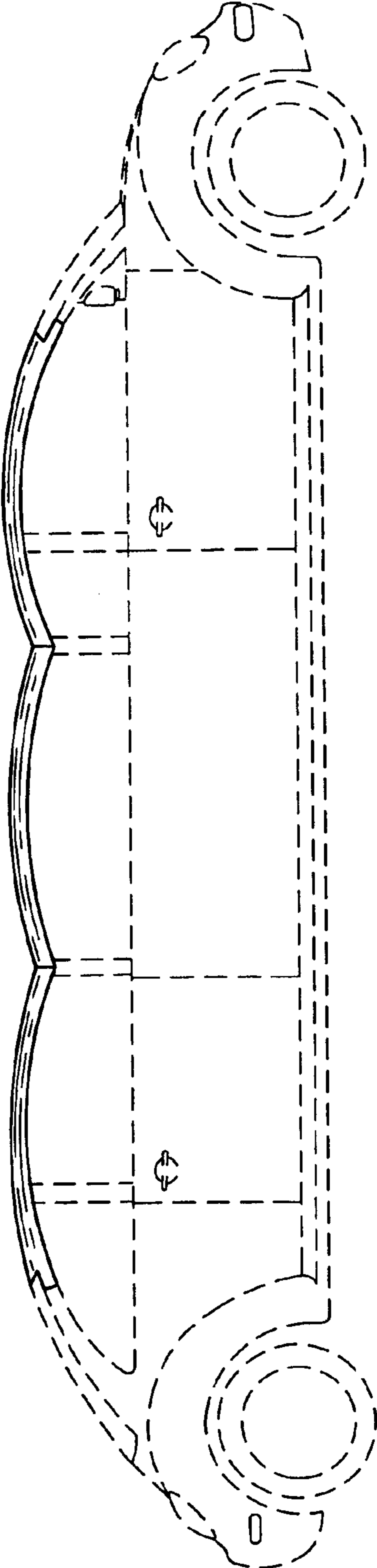


FIG. 2

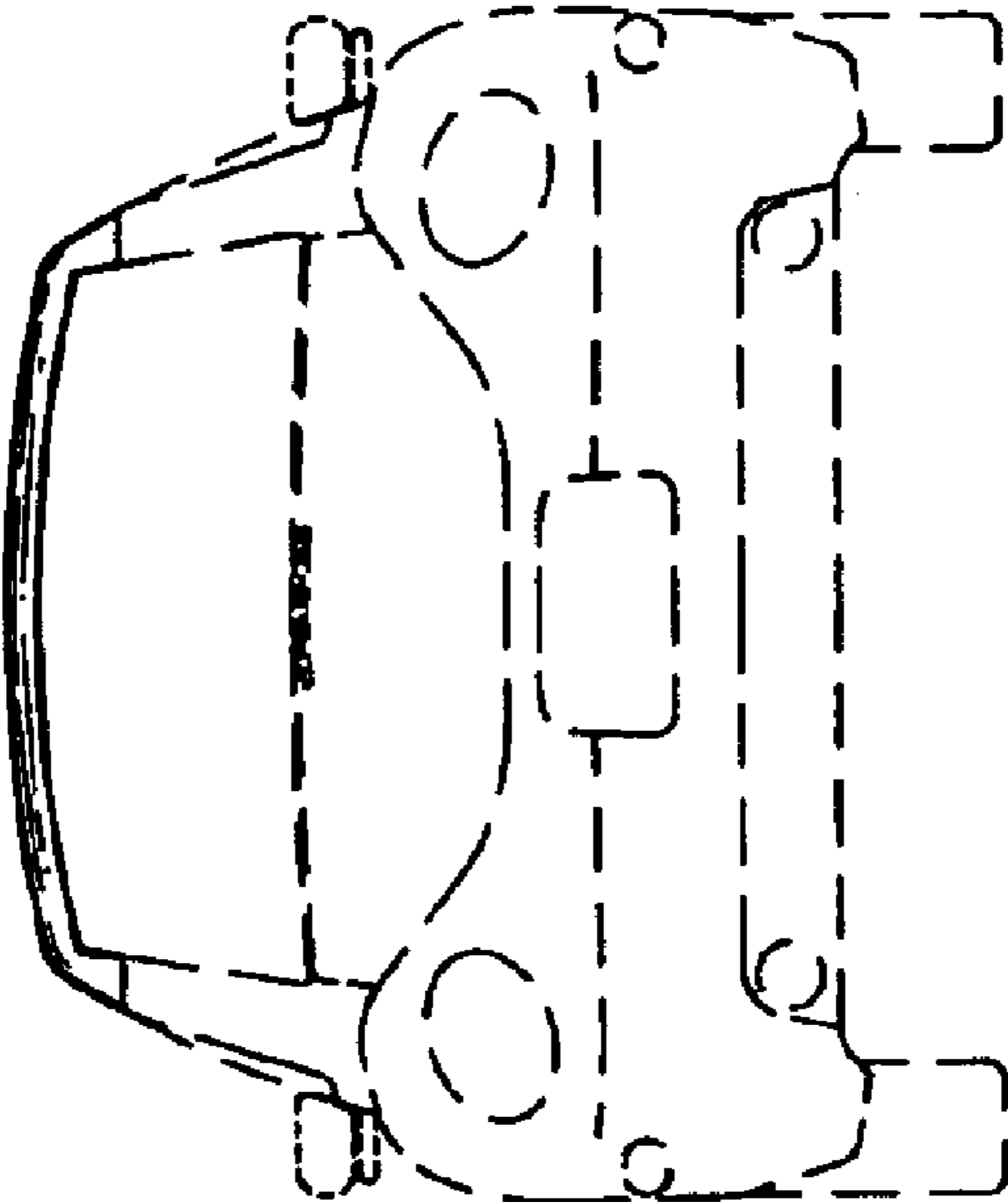


FIG. 5

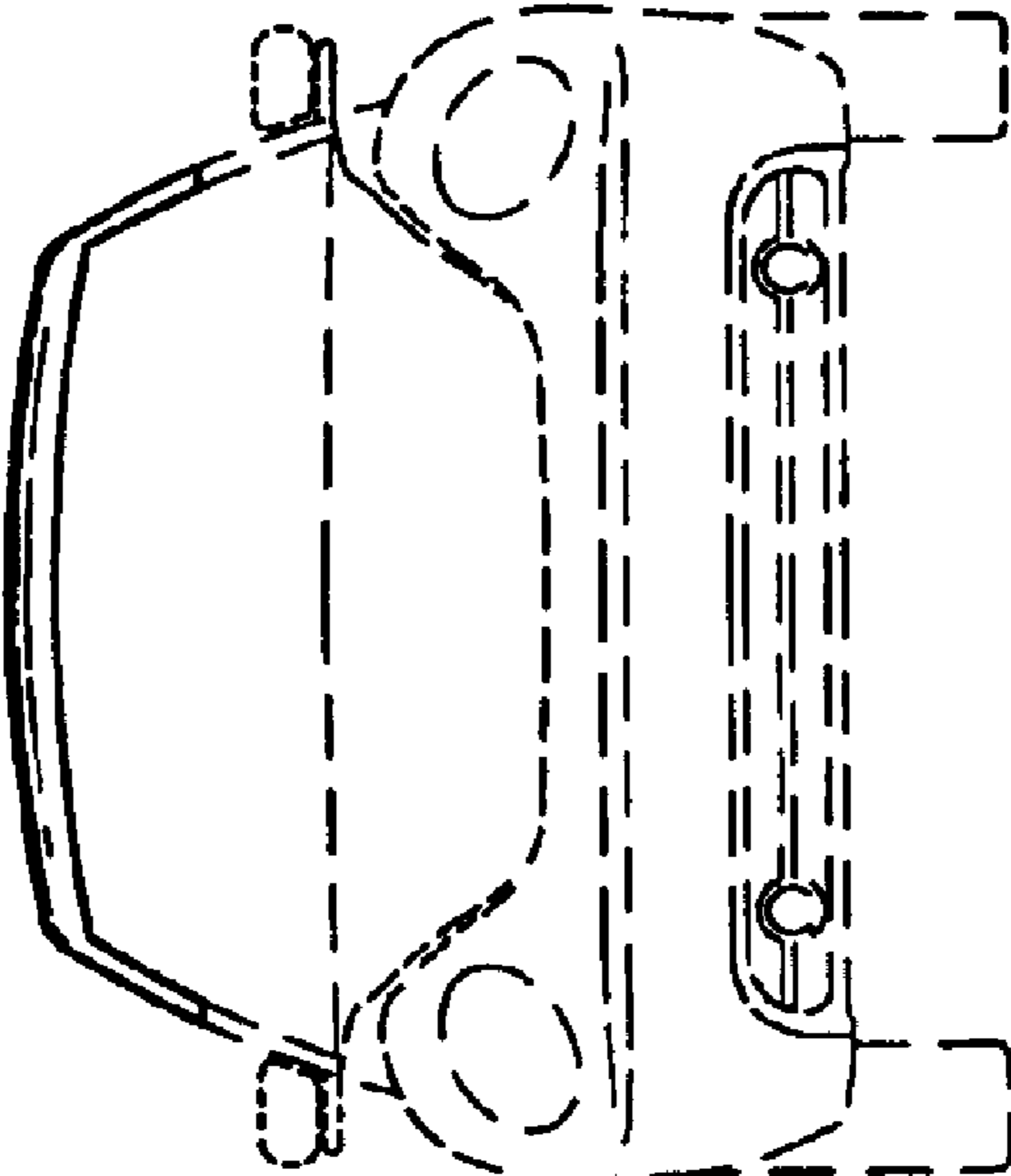


FIG. 4