



US00D514054S

(12) **United States Design Patent**
Blount

(10) **Patent No.:** **US D514,054 S**
(45) **Date of Patent:** **** Jan. 31, 2006**

(54) **BOAT**
(75) **Inventor:** **Donald L. Blount**, Virginia Beach, VA
(US)
(73) **Assignee:** **Rybovich Boat Company LLLP**, Fort
Lauderdale, FL (US)
(**) **Term:** **14 Years**

(21) **Appl. No.:** **29/190,643**
(22) **Filed:** **Sep. 24, 2003**

(51) **LOC (8) Cl.** **12-06**
(52) **U.S. Cl.** **D12/300**
(58) **Field of Classification Search** D12/300,
D12/317, 318; D21/542; 114/61.24, 194,
114/343, 364
See application file for complete search history.

(56) **References Cited**
U.S. PATENT DOCUMENTS

D271,193 S * 11/1983 Wood et al. D12/300
D271,484 S * 11/1983 Wood et al. D12/300
D271,579 S * 11/1983 Wood et al. D12/300

D271,580 S * 11/1983 Wood et al. D12/300
D271,581 S * 11/1983 Wood et al. D12/300
5,566,637 A * 10/1996 Benza 114/343
5,673,646 A * 10/1997 Knudson 114/343
2003/0209183 A1 * 11/2003 Tufte 114/343

* cited by examiner

Primary Examiner—Holly Baynham
Assistant Examiner—Cynthia M. Chin
(74) *Attorney, Agent, or Firm*—Akerman Senterfitt

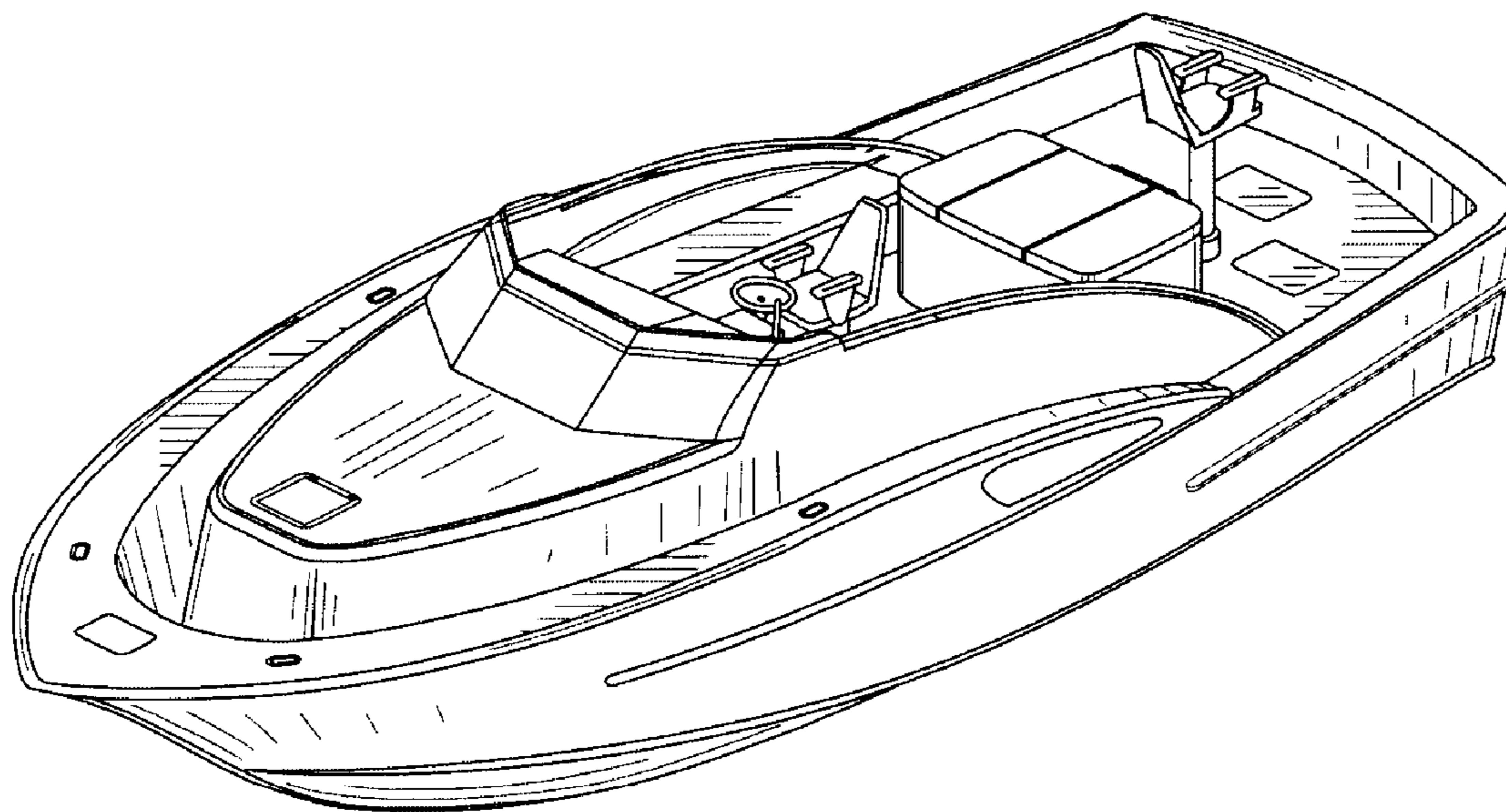
(57) **CLAIM**

The ornamental design for a boat, as shown and described.

DESCRIPTION

FIG. 1 is a perspective view taken from the front and left of a boat according to the invention;
FIG. 2 is a left side elevation view of the boat of FIG. 1, the right side elevation view being a mirror image of the left side view;
FIG. 3 is a front side elevation view of the boat of FIG. 1.
FIG. 4 is a rear side elevation view of the boat of FIG. 1.
FIG. 5 is a top plan view of the boat of FIG. 1; and,
FIG. 6 is a bottom plan view of the boat of FIG. 1.

1 Claim, 4 Drawing Sheets



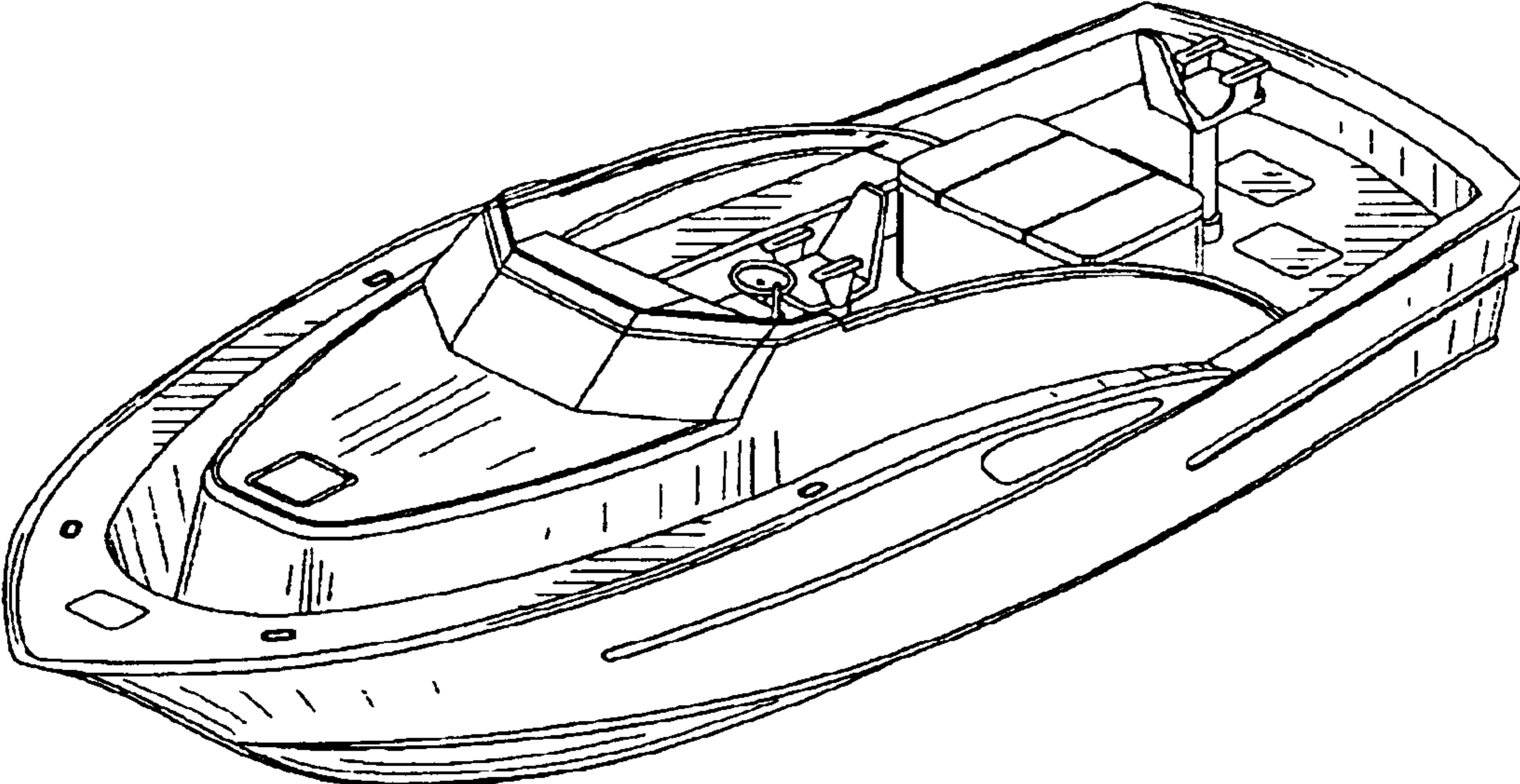


FIG. 1

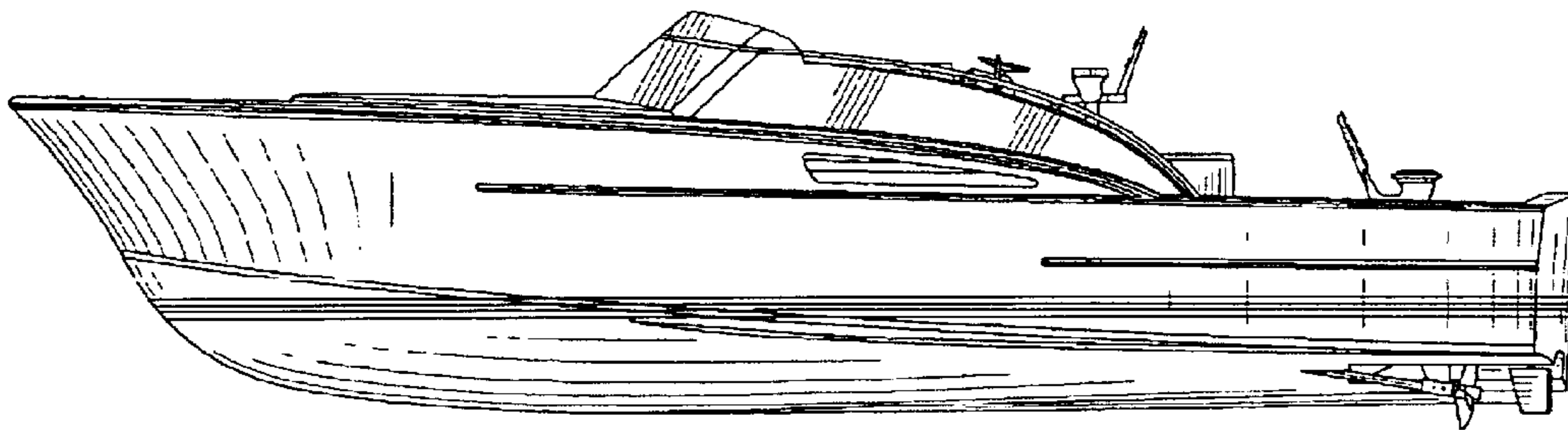


FIG. 2

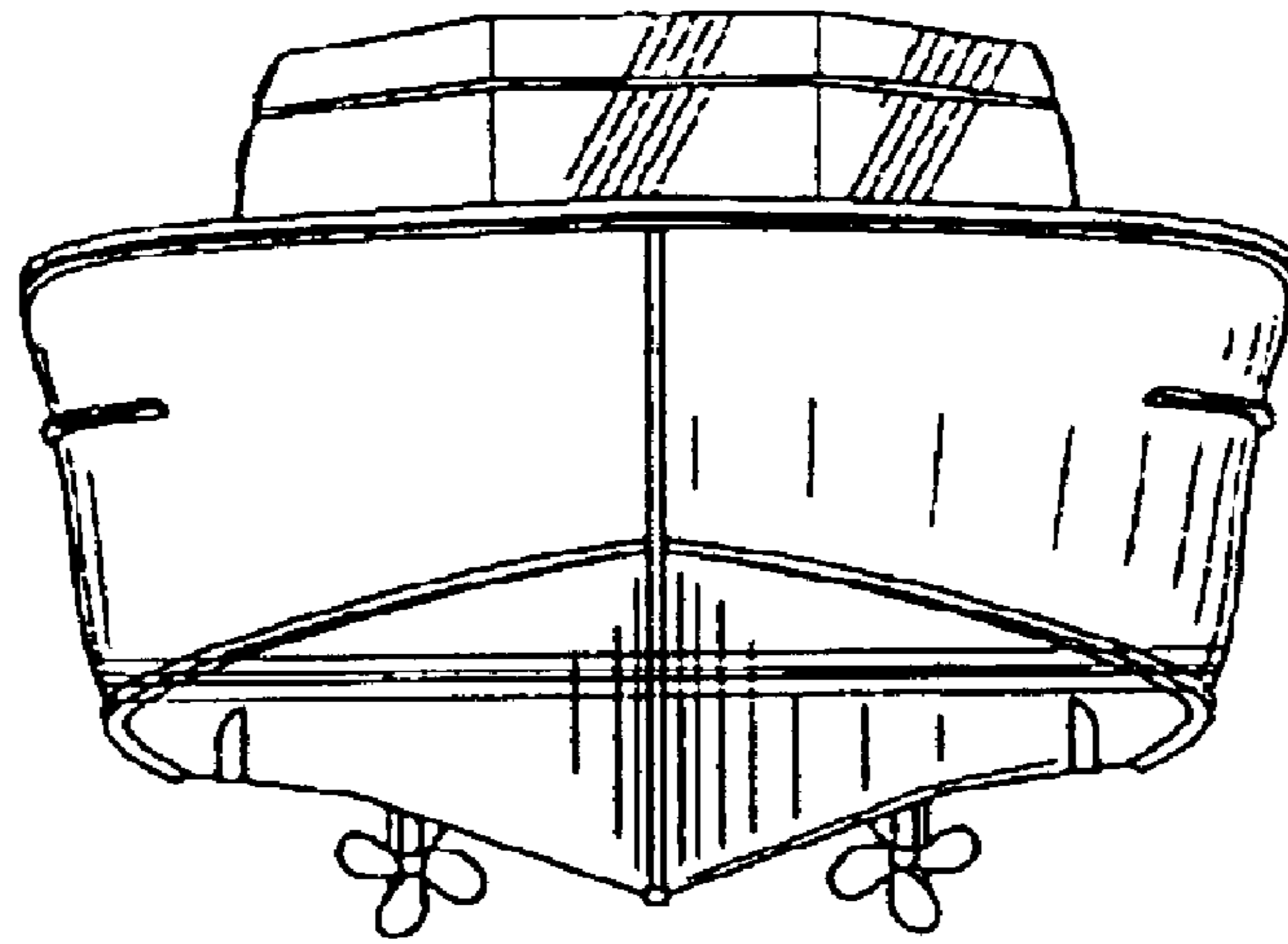


FIG. 3




FIG. 4

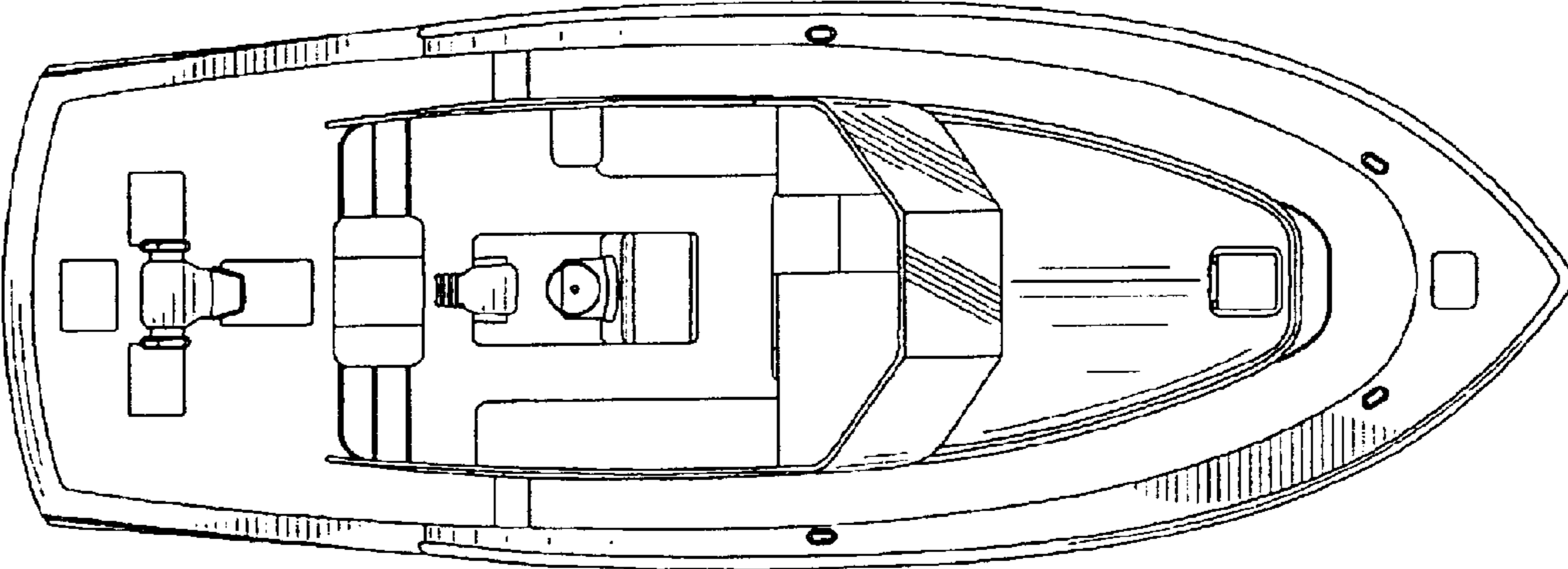


FIG. 5




FIG. 6